


**Dorman Products, Inc.  
Test Setup Photographs**

**FCC ID: PQTDORM36  
IC: 10735A-DORM36**

## Field Strength of Emissions Test Setup Photographs



Test Setup, X Axis, Below 1 GHz



Test Setup, X Axis, Above 1 GHz

## Field Strength of Emissions Test Setup Photographs




Test Setup, Y Axis, Below 1 GHz



Test Setup, Y Axis, Above 1 GHz

## Field Strength of Emissions Test Setup Photographs



Test Setup, Z Axis, Below 1 GHz



Test Setup, Z Axis, Above 1 GHz

## Field Strength of Emissions Test Setup Photographs



Horizontal Antenna Polarization, 30 to 200 MHz



Vertical Antenna Polarization, 30 to 200 MHz

## Field Strength of Emissions Test Setup Photographs




Horizontal Antenna Polarization, 200 MHz to 1 GHz



Vertical Antenna Polarization, 200 MHz to 1 GHz

## Field Strength of Spurious Emissions Test Setup Photographs




Test Setup, X Axis



Test Setup, Y Axis

## Field Strength of Spurious Emissions Test Setup Photographs



Test Setup, Z Axis



## Field Strength of Spurious Emissions Test Setup Photographs



Horizontal Antenna Polarization, 30 to 200 MHz



Vertical Antenna Polarization, 30 to 200 MHz

## Field Strength of Spurious Emissions Test Setup Photographs



Horizontal Antenna Polarization, 200 MHz to 1 GHz



Vertical Antenna Polarization, 200 MHz to 1 GHz

## Duty Cycle Determination Test Setup Photograph



Test Setup

## Occupied Bandwidth of Emissions Test Setup Photograph



Test Setup