

**Dorman Products, Inc.
Test Setup Photographs**

**FCC ID: PQTDORM32
IC: 10735A-DORM32**

Field Strength of Emissions Test Setup Photographs



Test Setup, X Axis, Below 1 GHz



Test Setup, X Axis, Above 1 GHz

Field Strength of Emissions Test Setup Photographs



Test Setup, Y Axis, Below 1 GHz




Test Setup, Y Axis, Above 1 GHz

Field Strength of Emissions Test Setup Photographs



Test Setup, Z Axis, Below 1 GHz



Test Setup, Z Axis, Above 1 GHz

Field Strength of Emissions Test Setup Photographs



Horizontal Antenna Polarization, 30 to 200 MHz



Vertical Antenna Polarization, 30 to 200 MHz

Field Strength of Emissions Test Setup Photographs



Horizontal Antenna Polarization, 200 MHz to 1 GHz



Vertical Antenna Polarization, 200 MHz to 1 GHz

Field Strength of Emissions Test Setup Photographs



Horizontal Antenna Polarization, Above 1 GHz



Vertical Antenna Polarization, Above 1 GHz

Field Strength of Spurious Emissions Test Setup Photographs



Test Setup, X Axis



Test Setup, Y Axis

Field Strength of Spurious Emissions Test Setup Photographs



Test Setup, Z Axis

Field Strength of Spurious Emissions Test Setup Photographs




Horizontal Antenna Polarization, Below 1 GHz



Vertical Antenna Polarization, Below 1 GHz

Field Strength of Spurious Emissions Test Setup Photographs




Horizontal Antenna Polarization, Above 1 GHz




Vertical Antenna Polarization, Above 1 GHz

Duty Cycle Determination Test Setup Photograph



Test Setup

Occupied Bandwidth of Emissions Test Setup Photograph



Test Setup