



**Dorman Products, Inc.
Test Setup Photographs**

**FCC ID: PQTDORM07
IC: 10735A-DORM07**

Field Strength of Spurious Emissions Test Setup Photographs




Test Setup, X Axis




Test Setup, Y Axis

Field Strength of Spurious Emissions Test Setup Photographs



Test Setup, Z Axis



9 kHz to 30 MHz

Field Strength of Spurious Emissions Test Setup Photographs




Horizontal Antenna Polarization, 30 MHz to 1 GHz




Vertical Antenna Polarization, 30 MHz to 1 GHz

Field Strength of Spurious Emissions Test Setup Photographs




Horizontal Antenna Polarization, 1 to 3.2 GHz




Vertical Antenna Polarization, 1 to 3.2 GHz

Field Strength of Emissions Test Setup Photographs




Test Setup, X Axis



Test Setup, Y Axis

Field Strength of Emissions Test Setup Photographs



Test Setup, Z Axis

Field Strength of Emissions Test Setup Photographs




Horizontal Antenna Polarization, 30 MHz to 1 GHz




Vertical Antenna Polarization, 30 MHz to 1 GHz

Field Strength of Emissions Test Setup Photographs



Horizontal Antenna Polarization, 1 to 3.2 GHz



Vertical Antenna Polarization, 1 to 3.2 GHz

Duty Cycle Determination and Bandwidth of Emissions Test Setup Photographs



Test Setup