


**Dorman Products, Inc.  
Test Setup Photographs**

**FCC ID: PQTDORM06  
IC: 10735A-DORM06**

## Field Strength of Spurious Emissions Test Setup Photographs



Test Setup, X Axis



Test Setup, Y Axis

## Field Strength of Spurious Emissions Test Setup Photographs



Test Setup, Z Axis



Horizontal Antenna Polarization, 9 kHz to 30 MHz

## Field Strength of Spurious Emissions Test Setup Photographs



Horizontal Antenna Polarization, 30 MHz to 1 GHz



Vertical Antenna Polarization, 30 MHz to 1 GHz



## Field Strength of Spurious Emissions Test Setup Photographs




Horizontal Antenna Polarization, 1 to 3.2 GHz



Vertical Antenna Polarization, 1 to 3.2 GHz

## Field Strength of Emissions Test Setup Photographs



Test Setup, X Axis



Test Setup, Y Axis

## Field Strength of Emissions Test Setup Photographs



Test Setup, Z Axis



## Field Strength of Emissions Test Setup Photographs



Horizontal Antenna Polarization, 30 MHz to 1 GHz



Vertical Antenna Polarization, 30 MHz to 1 GHz



## Field Strength of Emissions Test Setup Photographs




Horizontal Antenna Polarization, 1 to 3.2 GHz



Vertical Antenna Polarization, 1 to 3.2 GHz

## Duty Cycle Determination and Bandwidth of Emissions Test Setup Photographs



Test Setup