



**APPENDIX 1: Photographs of test setup**

**Conducted Emission**



**Photo 1**



**Photo 2**

### Radiated Spurious Emission



Photo 1




Photo 2


**Worst Case Position**

	Mode	Horizontal	Vertical
Below 1GHz	ALL	X3	X3
Above 1GHz	11b, 11g	X3	X1
	11a (W58)	Z1	Y2


**X1-axis**



**X2-axis**



**X3-axis**





**Worst Case Position**


**Y1-axis**



**Z1-axis**




**Y2-axis**



**Z2-axis**



**Y3-axis**



**Z3-axis**

