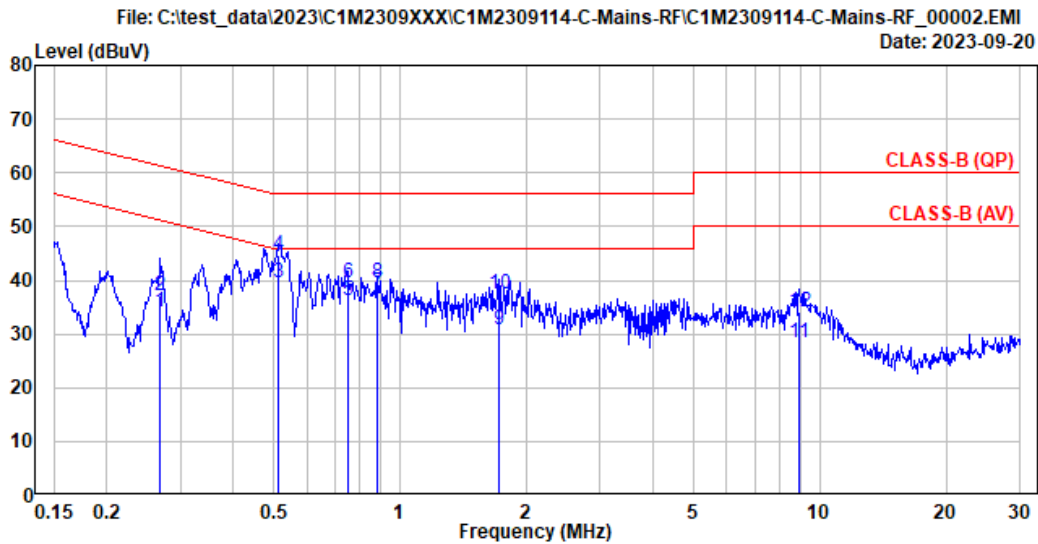

TABLE OF CONTENTS

| | |
|---|-----------|
| A.1 CONDUCTED EMISSION | 2 |
| A.2 RADIATED EMISSION | 4 |
| A.2.1 Emissions within Restricted Frequency Bands | 4 |
| A.2.2 Emissions outside the frequency band | 32 |
| A.2.3 Emissions in Non-restricted Frequency Bands | 35 |
| A.3 MAXIMUM OUTPUT POWER | 36 |
| A.3.1 Average Output Power | 36 |
| A.4 POWER SPECTRAL DENSITY | 39 |
| A.4.1 Power Spectral Density Result | 39 |
| A.4.2 Measurement Plots | 42 |

A.1 CONDUCTED EMISSION

| | | | |
|--------------|-------------------------------|------------|-------------|
| Test Date | 2023/09/20 | Temp./Hum. | 25°C/60% |
| Test Voltage | AC 120V 60Hz (Via AC Adapter) | Tested By | Bruce Tseng |

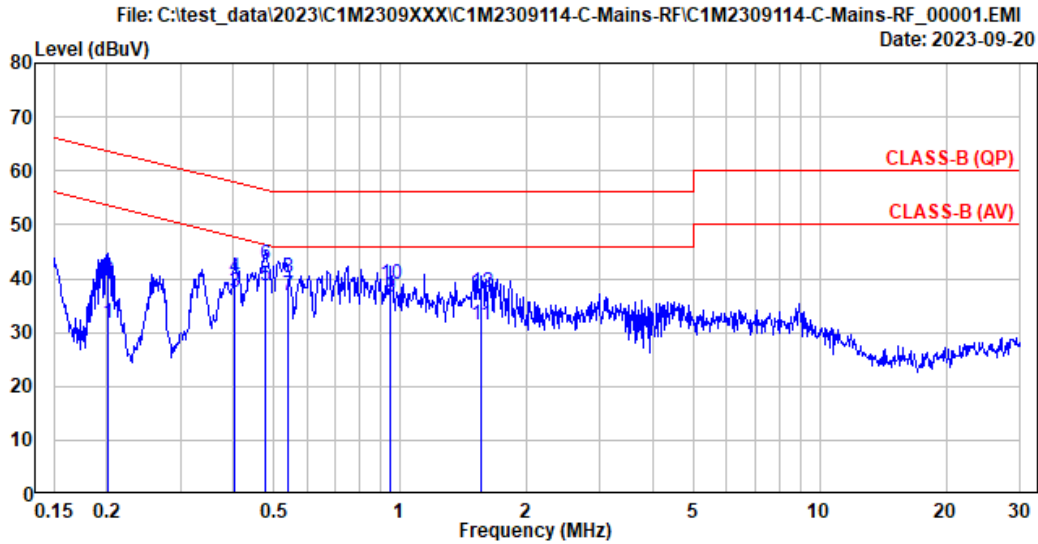


| | | | |
|--------------|--|-------------|---------------|
| Site No. | : No.8 Shielded Room | Data No. | : 2 |
| Instrument 1 | : Receiver ESR(774) | | |
| Instrument 2 | : ENV432 (567)(A) CE-08 ESH3-Z2 (354)- | | |
| Limit | : CLASS-B (QP) | Phase | : Neutral |
| Environment | : 25°C/60% | Test Rating | : 120Vac/60Hz |
| EUT Model | : FXE3000-US | Engineer | : Bruce |
| Test Mode | : operating | | |

| | Freq. (MHz) | AMN Factor (dB) | Cable Loss (dB) | Pulse Att. (dB) | Reading (dBµV) | Emission Level (dBµV) | Limits (dBµV) | Margin (dB) | Remark |
|----|----------------|-----------------------|-----------------------|-----------------------|-------------------|-----------------------------|------------------|----------------|---------|
| 1 | 0.269 | 10.29 | 0.03 | 9.85 | 13.81 | 33.98 | 51.16 | 17.18 | Average |
| 2 | 0.269 | 10.29 | 0.03 | 9.85 | 17.07 | 37.24 | 61.16 | 23.92 | QP |
| 3 | 0.514 | 10.28 | 0.03 | 9.85 | 19.41 | 39.57 | 46.00 | 6.43 | Average |
| 4 | 0.514 | 10.28 | 0.03 | 9.85 | 24.54 | 44.70 | 56.00 | 11.30 | QP |
| 5 | 0.750 | 10.29 | 0.04 | 9.85 | 16.11 | 36.29 | 46.00 | 9.71 | Average |
| 6 | 0.750 | 10.29 | 0.04 | 9.85 | 19.49 | 39.67 | 56.00 | 16.33 | QP |
| 7 | 0.885 | 10.29 | 0.04 | 9.85 | 17.68 | 37.86 | 46.00 | 8.14 | Average |
| 8 | 0.885 | 10.29 | 0.04 | 9.85 | 19.29 | 39.47 | 56.00 | 16.53 | QP |
| 9 | 1.725 | 10.31 | 0.05 | 9.86 | 10.58 | 30.80 | 46.00 | 15.20 | Average |
| 10 | 1.725 | 10.31 | 0.05 | 9.86 | 17.07 | 37.29 | 56.00 | 18.71 | QP |
| 11 | 8.935 | 10.54 | 0.13 | 9.88 | 7.83 | 28.38 | 50.00 | 21.62 | Average |
| 12 | 8.935 | 10.54 | 0.13 | 9.88 | 13.48 | 34.03 | 60.00 | 25.97 | QP |

Remarks: 1. Emission Level(dBµV)= AMN Factor(dB) + Cable Loss(dB) + Pulse Att.(dB) + Reading(dBµV).

| | | | |
|--------------|-------------------------------|------------|-------------|
| Test Date | 2023/09/20 | Temp./Hum. | 25°C/60% |
| Test Voltage | AC 120V 60Hz (Via AC Adapter) | Tested By | Bruce Tseng |



| | | | |
|--------------|---------------------------------------|-------------|---------------|
| Site No. | : No.8 Shielded Room | Data No. | : 1 |
| Instrument 1 | : Receiver ESR(774) | | |
| Instrument 2 | : ENV432 (567)(A) CE-08 ESH3-Z2 (354) | | |
| Limit | : CLASS-B (QP) | Phase | : Line |
| Environment | : 25°C/60% | Test Rating | : 120Vac/60Hz |
| EUT Model | : FXE3000-US | Engineer | : Bruce |
| Test Mode | : operating | | |

| | Freq. (MHz) | AMN Factor (dB) | Cable Loss (dB) | Pulse Att. (dB) | Reading (dBuV) | Emission Level (dBuV) | Limits (dBuV) | Margin (dB) | Remark |
|----|----------------|-----------------------|-----------------------|-----------------------|-------------------|-----------------------------|------------------|----------------|---------|
| 1 | 0.202 | 10.28 | 0.03 | 9.85 | 11.42 | 31.58 | 53.52 | 21.94 | Average |
| 2 | 0.202 | 10.28 | 0.03 | 9.85 | 19.48 | 39.64 | 63.52 | 23.88 | QP |
| 3 | 0.404 | 10.27 | 0.03 | 9.85 | 17.39 | 37.54 | 47.76 | 10.22 | Average |
| 4 | 0.404 | 10.27 | 0.03 | 9.85 | 19.95 | 40.10 | 57.76 | 17.66 | QP |
| 5 | 0.479 | 10.27 | 0.03 | 9.85 | 18.55 | 38.70 | 46.35 | 7.65 | Average |
| 6 | 0.479 | 10.27 | 0.03 | 9.85 | 22.28 | 42.43 | 56.35 | 13.92 | QP |
| 7 | 0.543 | 10.27 | 0.03 | 9.85 | 16.64 | 36.79 | 46.00 | 9.21 | Average |
| 8 | 0.543 | 10.27 | 0.03 | 9.85 | 20.06 | 40.21 | 56.00 | 15.79 | QP |
| 9 | 0.948 | 10.28 | 0.04 | 9.85 | 16.40 | 36.57 | 46.00 | 9.43 | Average |
| 10 | 0.948 | 10.28 | 0.04 | 9.85 | 18.72 | 38.89 | 56.00 | 17.11 | QP |
| 11 | 1.561 | 10.29 | 0.05 | 9.86 | 11.32 | 31.52 | 46.00 | 14.48 | Average |
| 12 | 1.561 | 10.29 | 0.05 | 9.86 | 17.09 | 37.29 | 56.00 | 18.71 | QP |

Remarks: 1. Emission Level(dBμV)= AMN Factor(dB) + Cable Loss(dB) + Pulse Att.(dB) + Reading(dBμV).

A.2 RADIATED EMISSION

| | | | |
|--------------|-------------------------------|------------|----------------|
| Test Date | 2023/09/18~20 | Temp./Hum. | 23~24°C/47~71% |
| Test Voltage | AC 120V 60Hz (Via AC Adapter) | Tested By | Kuper Hsu |

A.2.1 Emissions within Restricted Frequency Bands

A.2.1.1 Frequency 9kHz~30MHz

The emissions (9kHz~30MHz) not reported for there is no emission be found.

A.2.1.2 Frequency Below 1GHz

| | | | |
|------|--------------|------------|------------|
| Mode | 802.11n-HT40 | U-NII Band | 3 |
| | | Frequency | TX 5795MHz |

Antenna at Horizontal Polarization

| Emission Frequency (MHz) | Antenna Factor (dB/m) | Cable Loss (dB) | Preamplifier Gain (dB) | Read Level (dBμV) | Emission Level (dBμV/m) | Limits (dBμV/m) | Margin (dB) | Detector |
|--------------------------|-----------------------|-----------------|------------------------|-------------------|-------------------------|-----------------|-------------|----------|
| 30.970 | 23.59 | 1.43 | 26.49 | 33.88 | 32.42 | 40.00 | 7.58 | Peak |
| 92.080 | 15.32 | 2.51 | 26.31 | 40.30 | 31.81 | 43.50 | 11.69 | Peak |
| 378.230 | 21.04 | 5.69 | 26.28 | 32.78 | 33.24 | 46.00 | 12.76 | Peak |
| 709.970 | 24.72 | 7.69 | 27.41 | 31.59 | 36.58 | 46.00 | 9.42 | Peak |
| 931.130 | 26.46 | 8.93 | 26.88 | 31.80 | 40.31 | 46.00 | 5.69 | Peak |
| 964.110 | 26.70 | 9.11 | 26.77 | 32.23 | 41.26 | 54.00 | 12.74 | Peak |

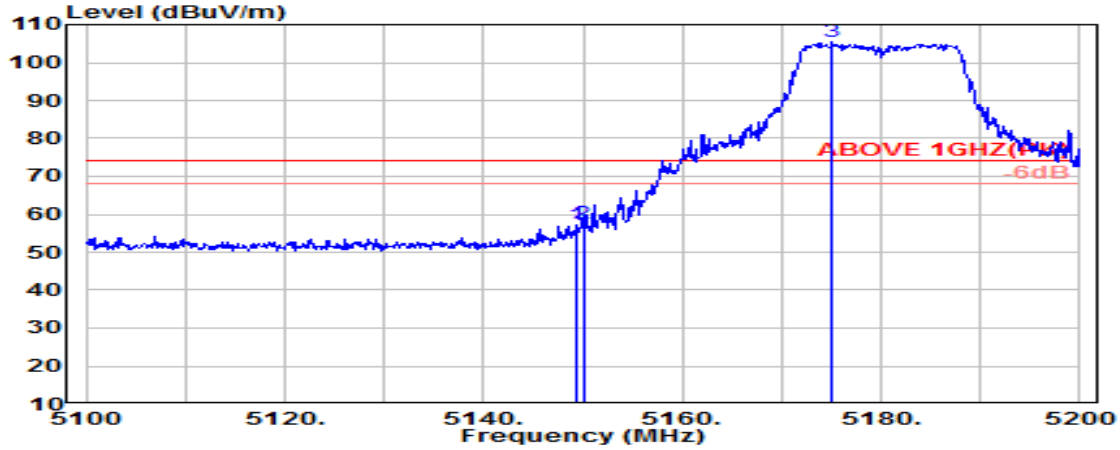
Antenna at Vertical Polarization

| Emission Frequency (MHz) | Antenna Factor (dB/m) | Cable Loss (dB) | Preamplifier Gain (dB) | Read Level (dBμV) | Emission Level (dBμV/m) | Limits (dBμV/m) | Margin (dB) | Detector |
|--------------------------|-----------------------|-----------------|------------------------|-------------------|-------------------------|-----------------|-------------|----------|
| 30.970 | 23.59 | 1.43 | 26.49 | 35.14 | 33.68 | 40.00 | 6.32 | Peak |
| 124.090 | 17.72 | 2.90 | 26.13 | 34.66 | 29.15 | 43.50 | 14.35 | Peak |
| 378.230 | 21.04 | 5.69 | 26.28 | 34.16 | 34.61 | 46.00 | 11.39 | Peak |
| 703.180 | 24.70 | 7.65 | 27.42 | 31.51 | 36.44 | 46.00 | 9.56 | Peak |
| 951.500 | 26.61 | 9.04 | 26.82 | 31.30 | 40.13 | 46.00 | 5.87 | Peak |
| 978.660 | 26.80 | 9.18 | 26.73 | 32.73 | 41.99 | 54.00 | 12.01 | Peak |

A.2.1.3 Frequency Above 1 GHz to 10th harmonics

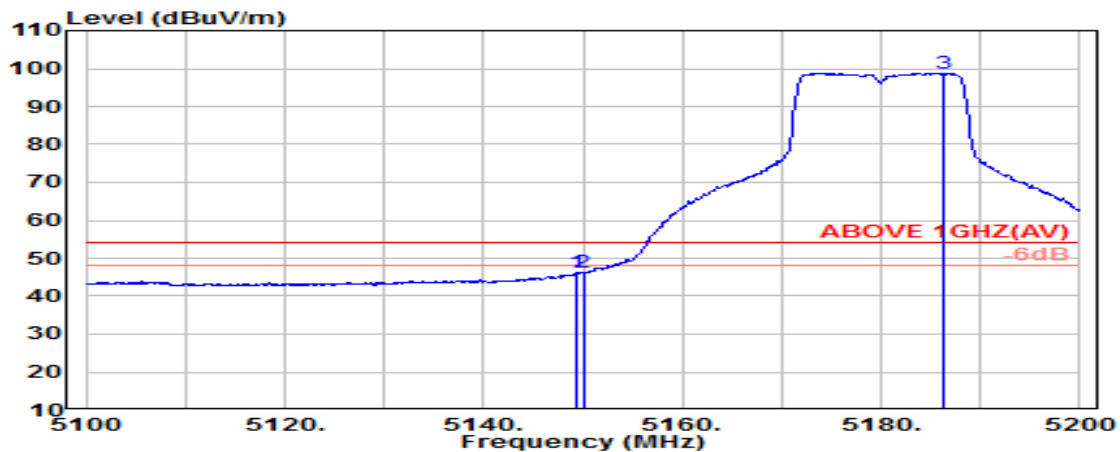
Band Edge:

| | | | |
|------|---------|------------|------------|
| Mode | 802.11a | U-NII Band | 1 |
| | | Frequency | TX 5180MHz |



Antenna at Horizontal Polarization

| Emission Frequency (MHz) | Antenna Factor (dB/m) | Cable Loss (dB) | Preamp Gain (dB) | Read Level (dBμV) | Emission Level (dBμV/m) | Limits (dBμV/m) | Margin (dB) | Detector |
|--------------------------|-----------------------|-----------------|------------------|-------------------|-------------------------|-----------------|-------------|----------|
| 5149.400 | 34.20 | 8.54 | 39.29 | 53.85 | 57.30 | 74.00 | 16.70 | Peak |
| 5150.000 | 34.20 | 8.54 | 39.29 | 54.11 | 57.56 | 74.00 | 16.44 | Peak |
| @ 5175.100 | 34.25 | 8.56 | 39.29 | 102.13 | 105.65 | --- | --- | Peak |

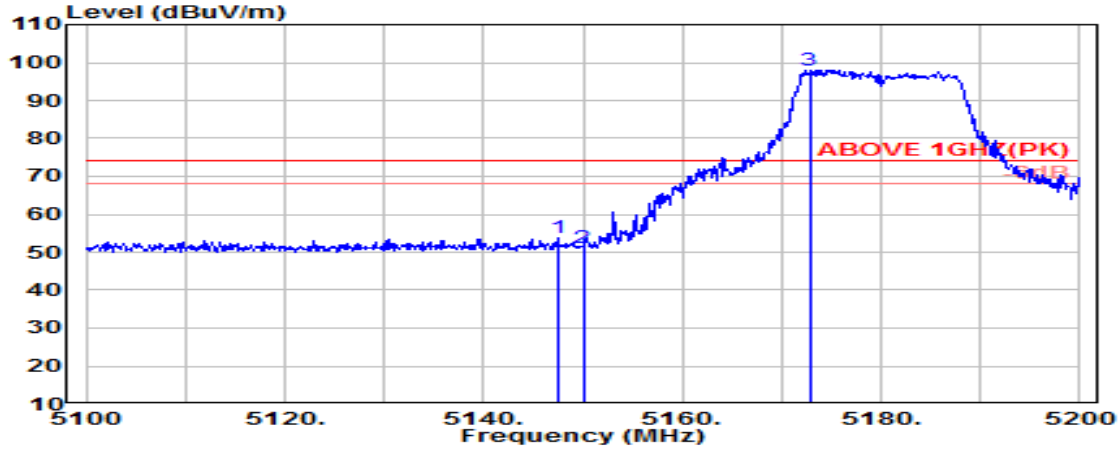


Antenna at Horizontal Polarization

| Emission Frequency (MHz) | Antenna Factor (dB/m) | Cable Loss (dB) | Preamp Gain (dB) | Read Level (dBμV) | Emission Level (dBμV/m) | Limits (dBμV/m) | Margin (dB) | Detector |
|--------------------------|-----------------------|-----------------|------------------|-------------------|-------------------------|-----------------|-------------|----------|
| 5149.300 | 34.20 | 8.54 | 39.29 | 42.64 | 46.10 | 54.00 | 7.90 | Average |
| 5150.000 | 34.20 | 8.54 | 39.29 | 42.94 | 46.39 | 54.00 | 7.61 | Average |
| @ 5186.300 | 34.27 | 8.57 | 39.28 | 95.20 | 98.76 | --- | --- | Average |

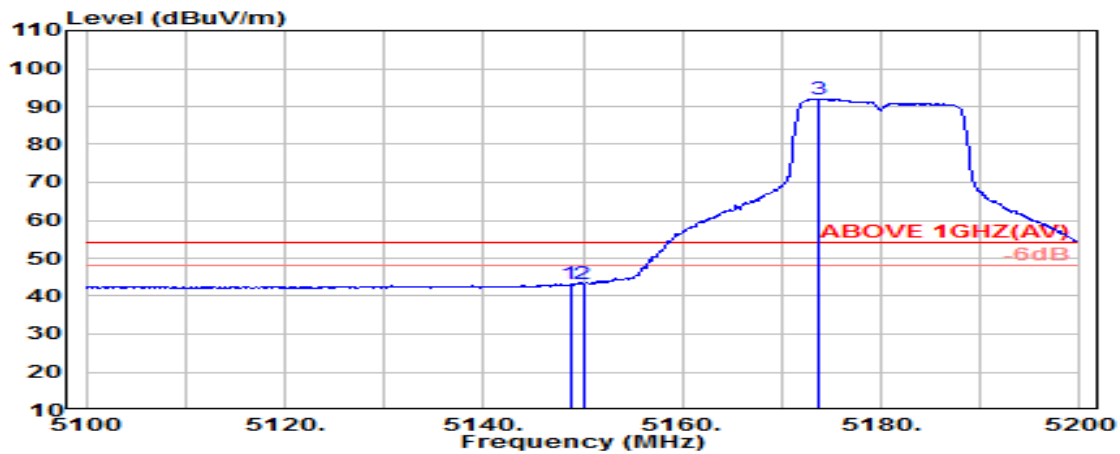
Remark: The “@” means fundamental frequency, it is ignored in this section

| | | | |
|------|---------|------------|------------|
| Mode | 802.11a | U-NII Band | 1 |
| | | Frequency | TX 5180MHz |



Antenna at Vertical Polarization

| Emission Frequency (MHz) | Antenna Factor (dB/m) | Cable Loss (dB) | Preamplifier Gain (dB) | Read Level (dBμV) | Emission Level (dBμV/m) | Limits (dBμV/m) | Margin (dB) | Detector |
|--------------------------|-----------------------|-----------------|------------------------|-------------------|-------------------------|-----------------|-------------|----------|
| 5147.400 | 34.19 | 8.54 | 39.29 | 50.19 | 53.63 | 74.00 | 20.37 | Peak |
| 5150.000 | 34.20 | 8.54 | 39.29 | 47.83 | 51.29 | 74.00 | 22.71 | Peak |
| @ 5172.800 | 34.25 | 8.56 | 39.29 | 94.59 | 98.11 | --- | --- | Peak |

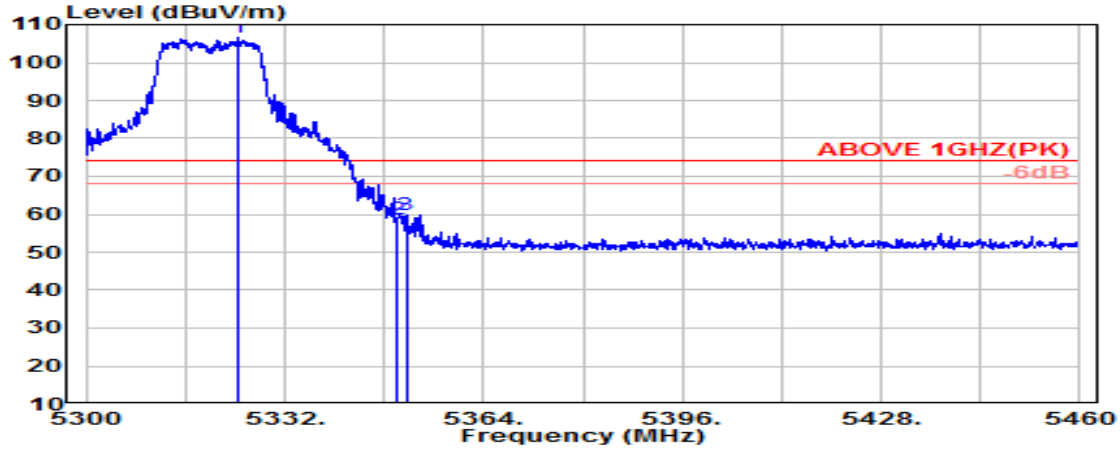


Antenna at Vertical Polarization

| Emission Frequency (MHz) | Antenna Factor (dB/m) | Cable Loss (dB) | Preamplifier Gain (dB) | Read Level (dBμV) | Emission Level (dBμV/m) | Limits (dBμV/m) | Margin (dB) | Detector |
|--------------------------|-----------------------|-----------------|------------------------|-------------------|-------------------------|-----------------|-------------|----------|
| 5148.700 | 34.19 | 8.54 | 39.29 | 39.84 | 43.29 | 54.00 | 10.71 | Average |
| 5150.000 | 34.20 | 8.54 | 39.29 | 39.61 | 43.07 | 54.00 | 10.93 | Average |
| @ 5173.700 | 34.25 | 8.56 | 39.29 | 88.46 | 91.98 | --- | --- | Average |

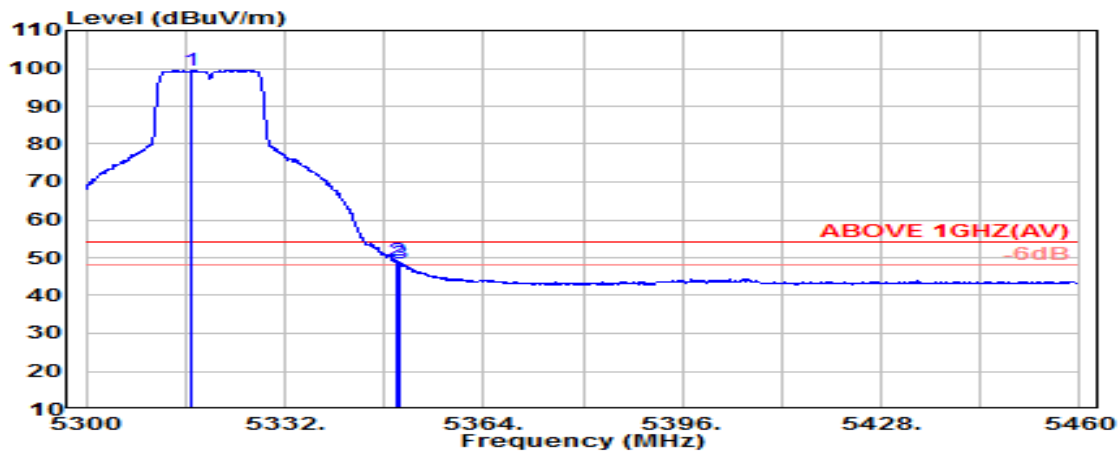
Remark: The “@” means fundamental frequency, it is ignored in this section

| | | | |
|------|---------|------------|------------|
| Mode | 802.11a | U-NII Band | 2A |
| | | Frequency | TX 5320MHz |



Antenna at Horizontal Polarization

| | Emission Frequency (MHz) | Antenna Factor (dB/m) | Cable Loss (dB) | Preamplifier Gain (dB) | Read Level (dBμV) | Emission Level (dBμV/m) | Limits (dBμV/m) | Margin (dB) | Detector |
|---|--------------------------|-----------------------|-----------------|------------------------|-------------------|-------------------------|-----------------|-------------|----------|
| @ | 5324.400 | 34.55 | 8.65 | 39.27 | 102.52 | 106.45 | --- | --- | Peak |
| | 5350.000 | 34.50 | 8.67 | 39.27 | 54.95 | 58.85 | 74.00 | 15.15 | Peak |
| | 5351.500 | 34.50 | 8.67 | 39.27 | 56.09 | 59.99 | 74.00 | 14.01 | Peak |

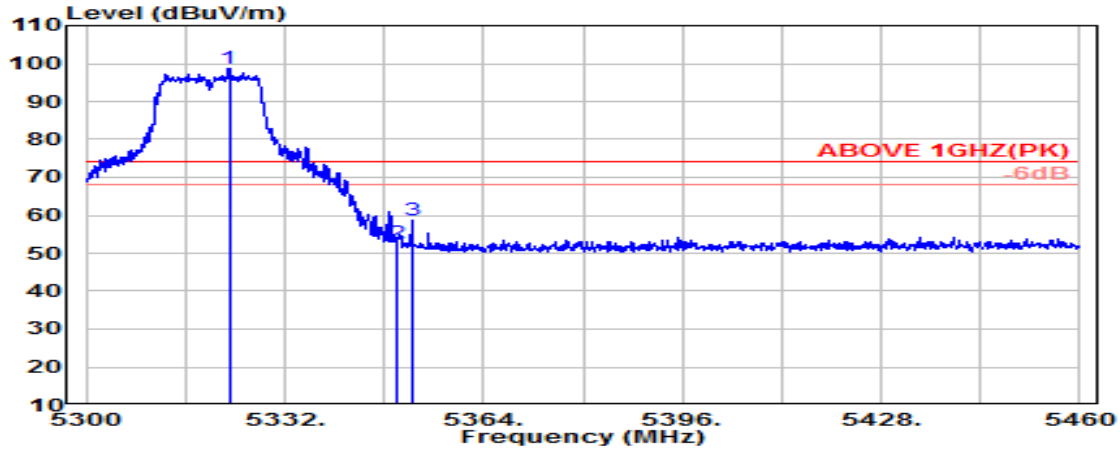


Antenna at Horizontal Polarization

| | Emission Frequency (MHz) | Antenna Factor (dB/m) | Cable Loss (dB) | Preamplifier Gain (dB) | Read Level (dBμV) | Emission Level (dBμV/m) | Limits (dBμV/m) | Margin (dB) | Detector |
|---|--------------------------|-----------------------|-----------------|------------------------|-------------------|-------------------------|-----------------|-------------|----------|
| @ | 5316.900 | 34.57 | 8.65 | 39.27 | 95.55 | 99.48 | --- | --- | Average |
| | 5350.000 | 34.50 | 8.67 | 39.27 | 45.21 | 49.10 | 54.00 | 4.90 | Average |
| | 5350.600 | 34.50 | 8.67 | 39.27 | 44.68 | 48.57 | 54.00 | 5.43 | Average |

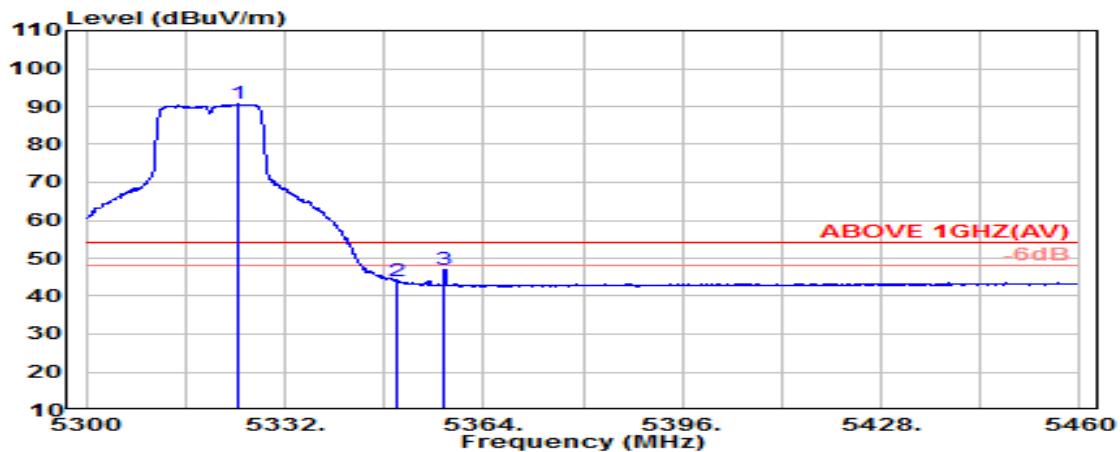
Remark: The “@” means fundamental frequency, it is ignored in this section

| | | | |
|------|---------|------------|------------|
| Mode | 802.11a | U-NII Band | 2A |
| | | Frequency | TX 5320MHz |



Antenna at Vertical Polarization

| | Emission Frequency (MHz) | Antenna Factor (dB/m) | Cable Loss (dB) | Preamplifier Gain (dB) | Read Level (dBμV) | Emission Level (dBμV/m) | Limits (dBμV/m) | Margin (dB) | Detector |
|---|--------------------------|-----------------------|-----------------|------------------------|-------------------|-------------------------|-----------------|-------------|----------|
| @ | 5323.000 | 34.55 | 8.65 | 39.27 | 94.87 | 98.80 | --- | --- | Peak |
| | 5350.000 | 34.50 | 8.67 | 39.27 | 48.84 | 52.73 | 74.00 | 21.27 | Peak |
| | 5352.500 | 34.51 | 8.67 | 39.27 | 54.76 | 58.66 | 74.00 | 15.34 | Peak |

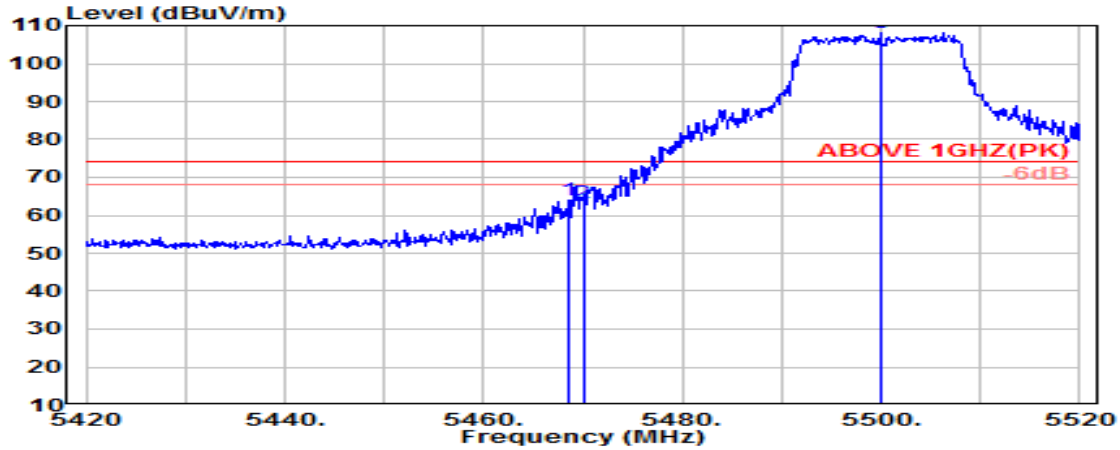


Antenna at Vertical Polarization

| | Emission Frequency (MHz) | Antenna Factor (dB/m) | Cable Loss (dB) | Preamplifier Gain (dB) | Read Level (dBμV) | Emission Level (dBμV/m) | Limits (dBμV/m) | Margin (dB) | Detector |
|---|--------------------------|-----------------------|-----------------|------------------------|-------------------|-------------------------|-----------------|-------------|----------|
| @ | 5324.300 | 34.55 | 8.65 | 39.27 | 86.73 | 90.66 | --- | --- | Average |
| | 5350.000 | 34.50 | 8.67 | 39.27 | 40.13 | 44.02 | 54.00 | 9.98 | Average |
| | 5357.700 | 34.52 | 8.67 | 39.27 | 42.99 | 46.90 | 54.00 | 7.10 | Average |

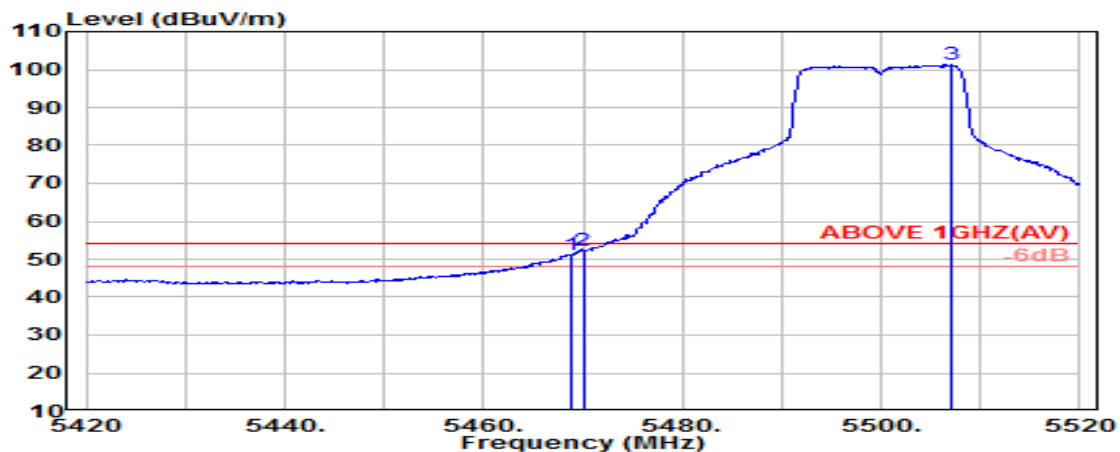
Remark: The “@” means fundamental frequency, it is ignored in this section

| | | | |
|------|---------|------------|------------|
| Mode | 802.11a | U-NII Band | 2C |
| | | Frequency | TX 5500MHz |



Antenna at Horizontal Polarization

| Emission Frequency (MHz) | Antenna Factor (dB/m) | Cable Loss (dB) | Preamplifier Gain (dB) | Read Level (dBμV) | Emission Level (dBμV/m) | Limits (dBμV/m) | Margin (dB) | Detector |
|--------------------------|-----------------------|-----------------|------------------------|-------------------|-------------------------|-----------------|-------------|----------|
| 5468.600 | 34.77 | 8.73 | 39.26 | 59.74 | 63.99 | 74.00 | 10.01 | Peak |
| 5470.000 | 34.78 | 8.74 | 39.26 | 58.93 | 63.18 | 74.00 | 10.82 | Peak |
| @ 5499.900 | 34.90 | 8.75 | 39.26 | 103.81 | 108.21 | --- | --- | Peak |

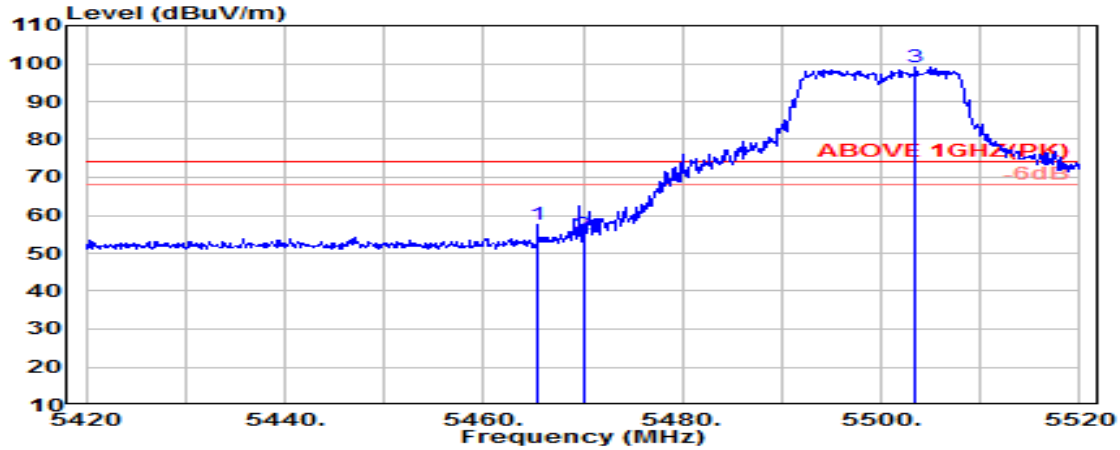


Antenna at Horizontal Polarization

| Emission Frequency (MHz) | Antenna Factor (dB/m) | Cable Loss (dB) | Preamplifier Gain (dB) | Read Level (dBμV) | Emission Level (dBμV/m) | Limits (dBμV/m) | Margin (dB) | Detector |
|--------------------------|-----------------------|-----------------|------------------------|-------------------|-------------------------|-----------------|-------------|----------|
| 5468.900 | 34.78 | 8.74 | 39.26 | 47.05 | 51.30 | 54.00 | 2.70 | Average |
| 5470.000 | 34.78 | 8.74 | 39.26 | 47.83 | 52.08 | 54.00 | 1.92 | Average |
| @ 5507.000 | 34.89 | 8.76 | 39.26 | 96.82 | 101.20 | --- | --- | Average |

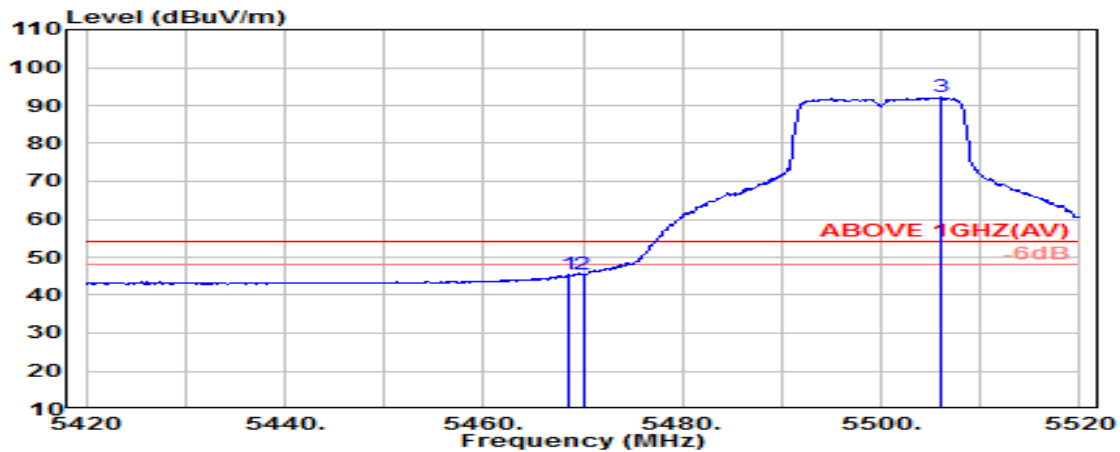
Remark: The “@” means fundamental frequency, it is ignored in this section

| | | | |
|------|---------|------------|------------|
| Mode | 802.11a | U-NII Band | 2C |
| | | Frequency | TX 5500MHz |



Antenna at Vertical Polarization

| Emission Frequency (MHz) | Antenna Factor (dB/m) | Cable Loss (dB) | Preamplifier Gain (dB) | Read Level (dBμV) | Emission Level (dBμV/m) | Limits (dBμV/m) | Margin (dB) | Detector |
|--------------------------|-----------------------|-----------------|------------------------|-------------------|-------------------------|-----------------|-------------|----------|
| 5465.400 | 34.76 | 8.73 | 39.26 | 53.39 | 57.62 | 74.00 | 16.38 | Peak |
| 5470.000 | 34.78 | 8.74 | 39.26 | 50.84 | 55.09 | 74.00 | 18.91 | Peak |
| @ 5503.500 | 34.89 | 8.76 | 39.26 | 94.60 | 98.99 | --- | --- | Peak |

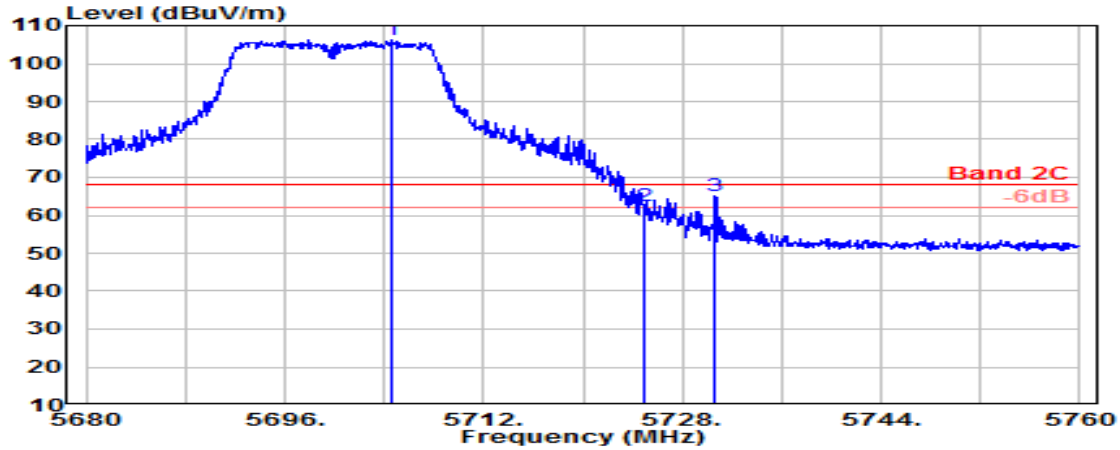


Antenna at Vertical Polarization

| Emission Frequency (MHz) | Antenna Factor (dB/m) | Cable Loss (dB) | Preamplifier Gain (dB) | Read Level (dBμV) | Emission Level (dBμV/m) | Limits (dBμV/m) | Margin (dB) | Detector |
|--------------------------|-----------------------|-----------------|------------------------|-------------------|-------------------------|-----------------|-------------|----------|
| 5468.600 | 34.77 | 8.73 | 39.26 | 41.30 | 45.54 | 54.00 | 8.46 | Average |
| 5470.000 | 34.78 | 8.74 | 39.26 | 41.34 | 45.59 | 54.00 | 8.41 | Average |
| @ 5506.000 | 34.89 | 8.76 | 39.26 | 87.70 | 92.08 | --- | --- | Average |

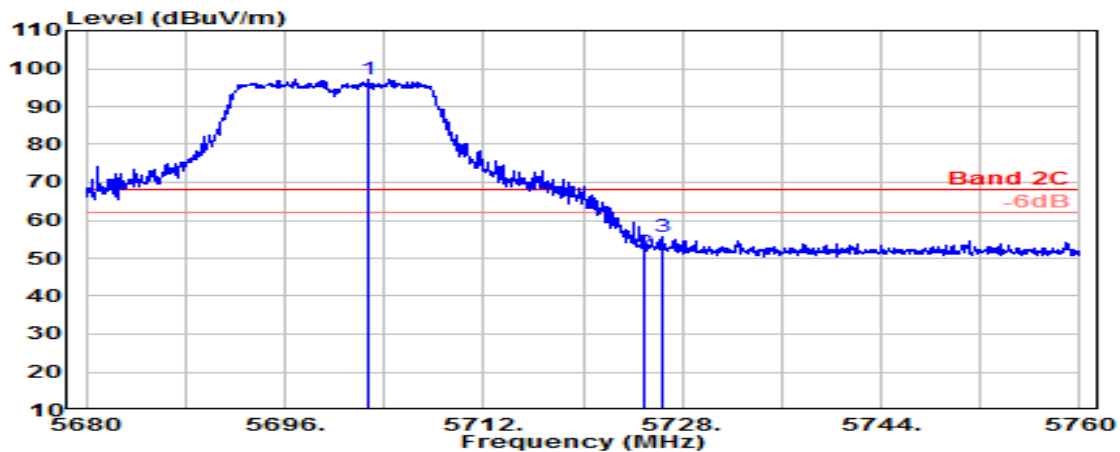
Remark: The “@” means fundamental frequency, it is ignored in this section.

| | | | |
|------|---------|------------|------------|
| Mode | 802.11a | U-NII Band | 2C |
| | | Frequency | TX 5700MHz |



Antenna at Horizontal Polarization

| | Emission Frequency (MHz) | Antenna Factor (dB/m) | Cable Loss (dB) | Preamplifier Gain (dB) | Read Level (dBμV) | Emission Level (dBμV/m) | Limits (dBμV/m) | Margin (dB) | Detector |
|---|--------------------------|-----------------------|-----------------|------------------------|-------------------|-------------------------|-----------------|-------------|----------|
| @ | 5704.600 | 34.41 | 8.87 | 39.30 | 102.32 | 106.29 | --- | --- | Peak |
| | 5725.000 | 34.45 | 8.88 | 39.31 | 58.47 | 62.49 | 68.20 | 5.71 | Peak |
| | 5730.650 | 34.46 | 8.88 | 39.31 | 61.03 | 65.06 | 68.20 | 3.14 | Peak |



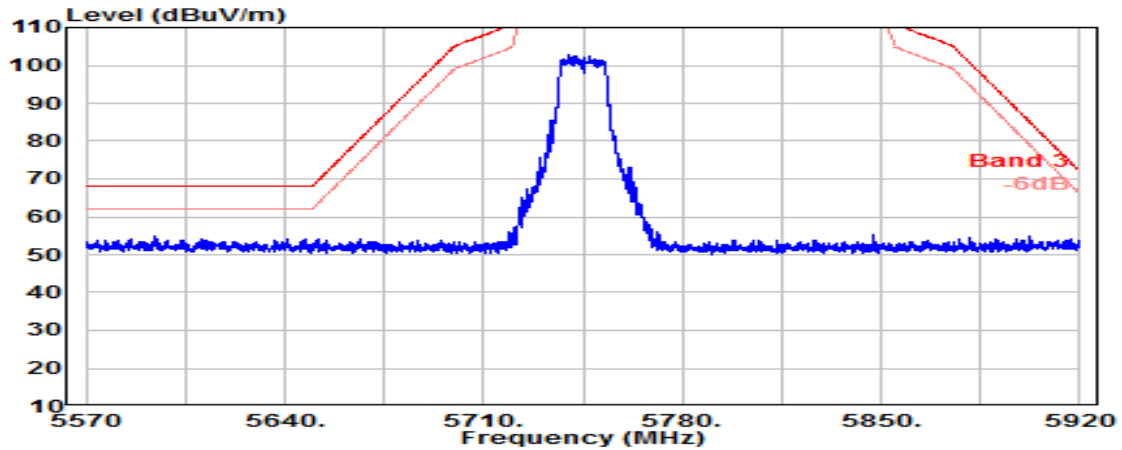
Antenna at Vertical Polarization

| | Emission Frequency (MHz) | Antenna Factor (dB/m) | Cable Loss (dB) | Preamplifier Gain (dB) | Read Level (dBμV) | Emission Level (dBμV/m) | Limits (dBμV/m) | Margin (dB) | Detector |
|---|--------------------------|-----------------------|-----------------|------------------------|-------------------|-------------------------|-----------------|-------------|----------|
| @ | 5702.650 | 34.41 | 8.87 | 39.30 | 93.25 | 97.22 | --- | --- | Peak |
| | 5725.000 | 34.45 | 8.88 | 39.31 | 47.62 | 51.64 | 68.20 | 16.56 | Peak |
| | 5726.300 | 34.45 | 8.88 | 39.31 | 51.47 | 55.50 | 68.20 | 12.70 | Peak |

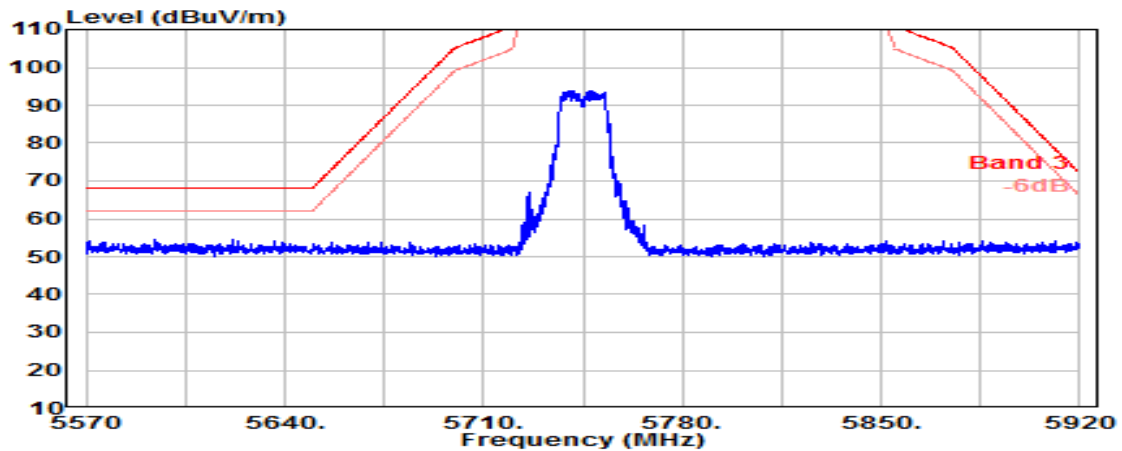
Remark: The “@” means fundamental frequency, it is ignored in this section.

| | | | |
|------|---------|------------|------------|
| Mode | 802.11a | U-NII Band | 3 |
| | | Frequency | TX 5745MHz |

Antenna at Horizontal Polarization

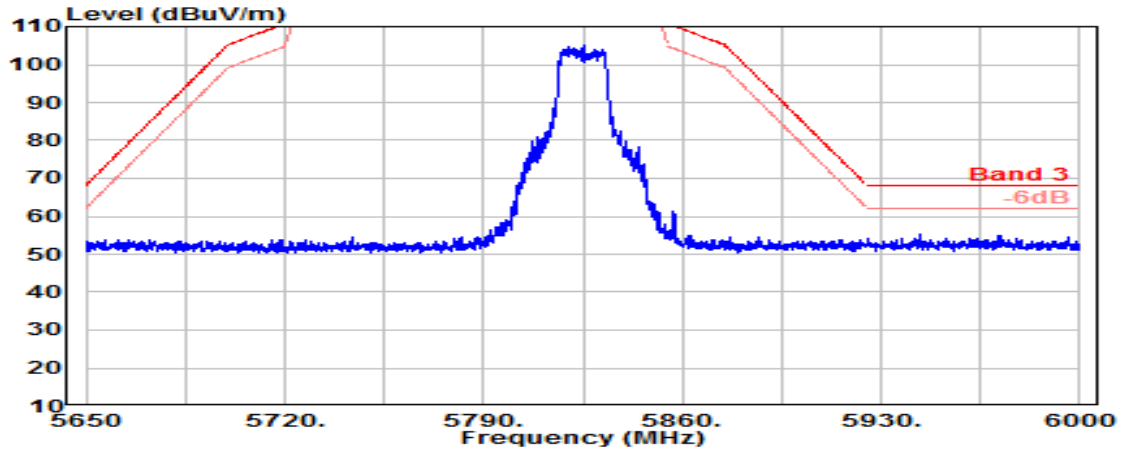


Antenna at Vertical Polarization

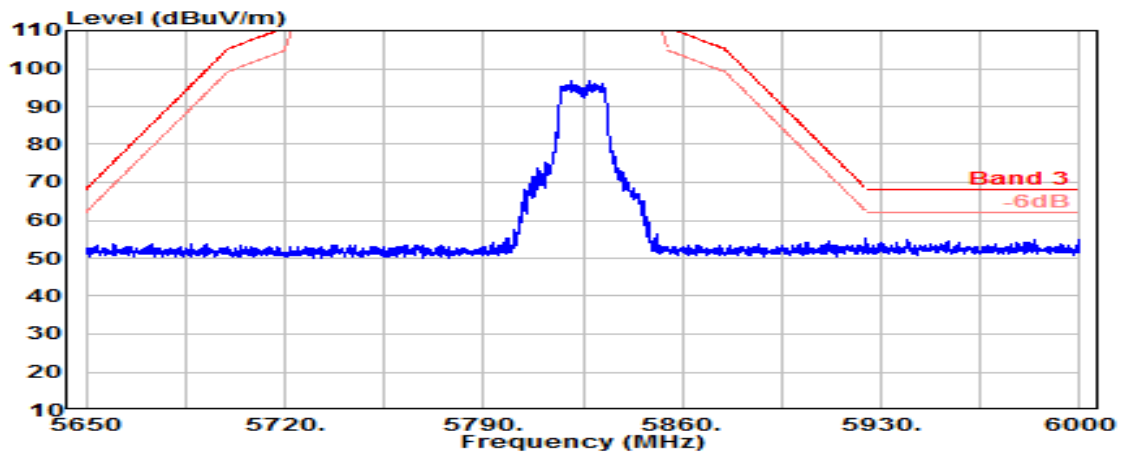


| | | | |
|------|---------|------------|------------|
| Mode | 802.11a | U-NII Band | 3 |
| | | Frequency | TX 5825MHz |

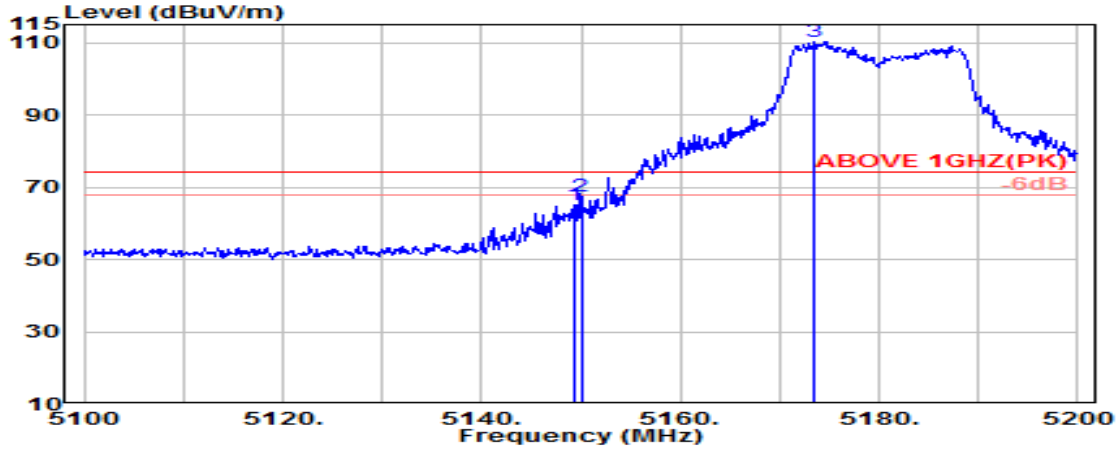
Antenna at Horizontal Polarization



Antenna at Vertical Polarization

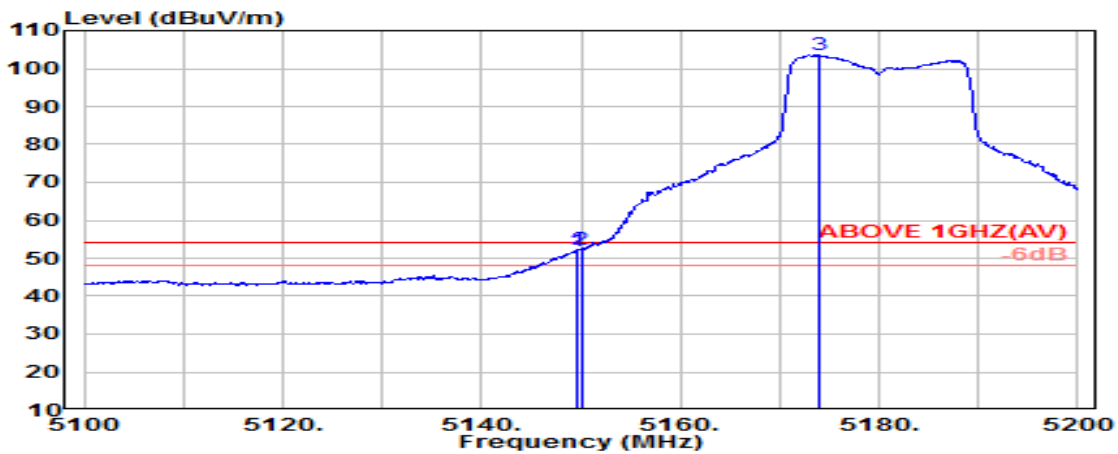


| | | | |
|------|--------------|------------|------------|
| Mode | 802.11n-HT20 | U-NII Band | 1 |
| | | Frequency | TX 5180MHz |



Antenna at Horizontal Polarization

| Emission Frequency (MHz) | Antenna Factor (dB/m) | Cable Loss (dB) | Preamplifier Gain (dB) | Read Level (dBμV) | Emission Level (dBμV/m) | Limits (dBμV/m) | Margin (dB) | Detector |
|--------------------------|-----------------------|-----------------|------------------------|-------------------|-------------------------|-----------------|-------------|----------|
| 5149.400 | 34.20 | 8.54 | 39.29 | 61.68 | 65.13 | 74.00 | 8.87 | Peak |
| 5150.000 | 34.20 | 8.54 | 39.29 | 63.90 | 67.35 | 74.00 | 6.65 | Peak |
| @ 5173.500 | 34.25 | 8.56 | 39.29 | 106.69 | 110.21 | --- | --- | Peak |

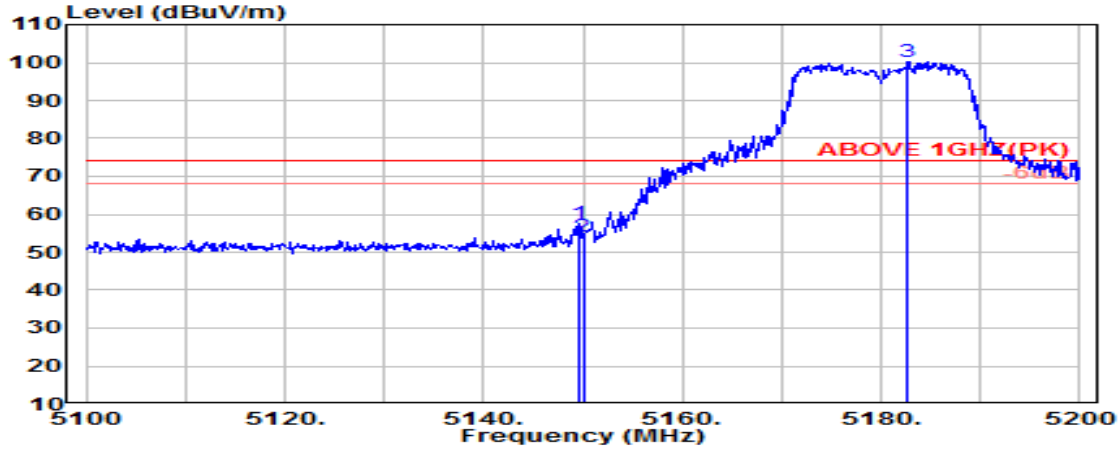


Antenna at Horizontal Polarization

| Emission Frequency (MHz) | Antenna Factor (dB/m) | Cable Loss (dB) | Preamplifier Gain (dB) | Read Level (dBμV) | Emission Level (dBμV/m) | Limits (dBμV/m) | Margin (dB) | Detector |
|--------------------------|-----------------------|-----------------|------------------------|-------------------|-------------------------|-----------------|-------------|----------|
| 5149.500 | 34.20 | 8.54 | 39.29 | 48.52 | 51.97 | 54.00 | 2.03 | Average |
| 5150.000 | 34.20 | 8.54 | 39.29 | 48.70 | 52.16 | 54.00 | 1.84 | Average |
| @ 5173.900 | 34.25 | 8.56 | 39.29 | 100.14 | 103.66 | --- | --- | Average |

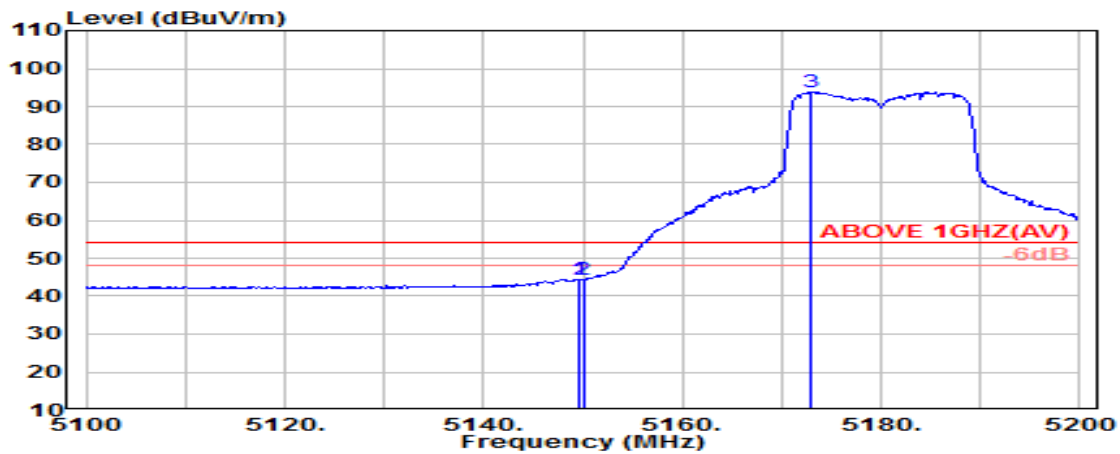
Remark: The “@” means fundamental frequency, it is ignored in this section

| | | | |
|------|--------------|------------|------------|
| Mode | 802.11n-HT20 | U-NII Band | 1 |
| | | Frequency | TX 5180MHz |



Antenna at Vertical Polarization

| Emission Frequency (MHz) | Antenna Factor (dB/m) | Cable Loss (dB) | Preamp Gain (dB) | Read Level (dBμV) | Emission Level (dBμV/m) | Limits (dBμV/m) | Margin (dB) | Detector |
|--------------------------|-----------------------|-----------------|------------------|-------------------|-------------------------|-----------------|-------------|----------|
| 5149.500 | 34.20 | 8.54 | 39.29 | 53.92 | 57.37 | 74.00 | 16.63 | Peak |
| 5150.000 | 34.20 | 8.54 | 39.29 | 50.55 | 54.01 | 74.00 | 19.99 | Peak |
| @ 5182.700 | 34.27 | 8.56 | 39.28 | 96.65 | 100.19 | --- | --- | Peak |

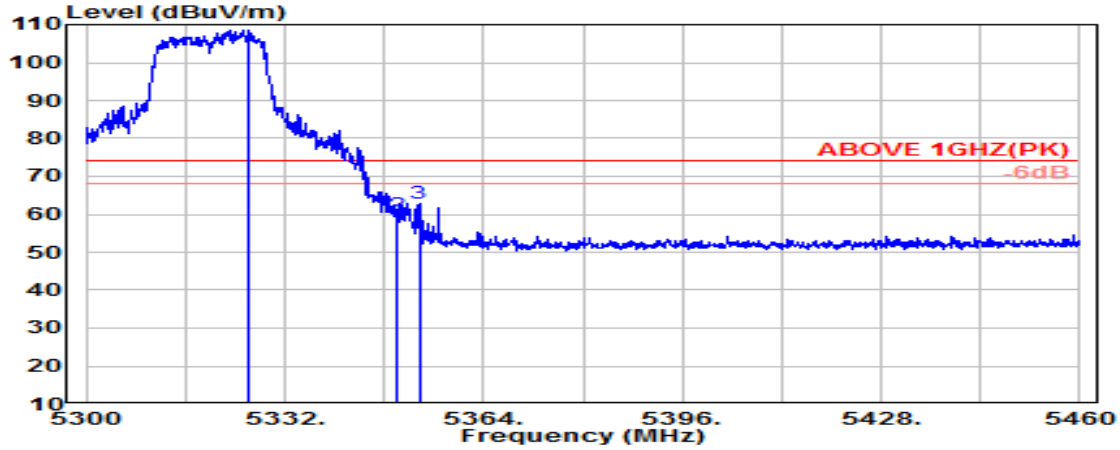


Antenna at Vertical Polarization

| Emission Frequency (MHz) | Antenna Factor (dB/m) | Cable Loss (dB) | Preamp Gain (dB) | Read Level (dBμV) | Emission Level (dBμV/m) | Limits (dBμV/m) | Margin (dB) | Detector |
|--------------------------|-----------------------|-----------------|------------------|-------------------|-------------------------|-----------------|-------------|----------|
| 5149.500 | 34.20 | 8.54 | 39.29 | 40.99 | 44.44 | 54.00 | 9.56 | Average |
| 5150.000 | 34.20 | 8.54 | 39.29 | 40.91 | 44.37 | 54.00 | 9.63 | Average |
| @ 5172.900 | 34.25 | 8.56 | 39.29 | 90.33 | 93.85 | --- | --- | Average |

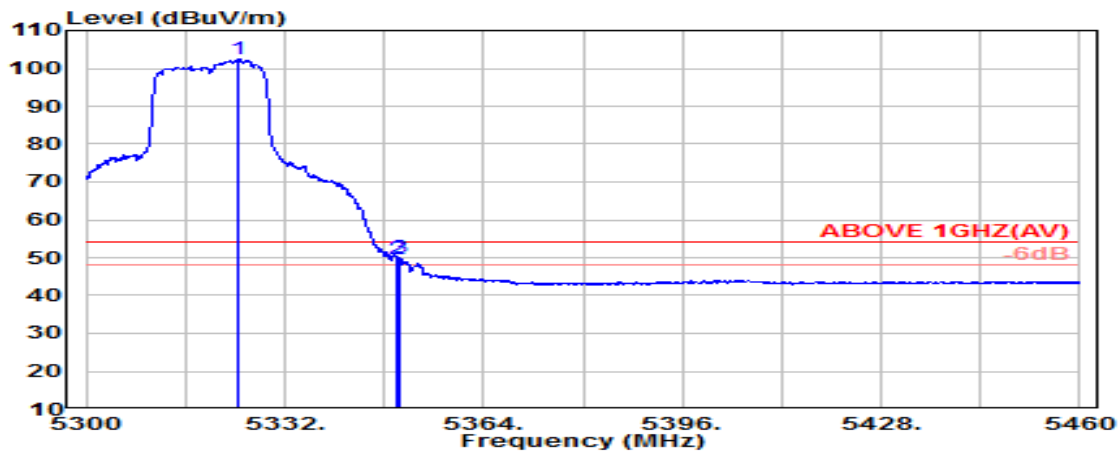
Remark: The “@” means fundamental frequency, it is ignored in this section

| | | | |
|------|--------------|------------|------------|
| Mode | 802.11n-HT20 | U-NII Band | 2A |
| | | Frequency | TX 5320MHz |



Antenna at Horizontal Polarization

| | Emission Frequency (MHz) | Antenna Factor (dB/m) | Cable Loss (dB) | Preamplifier Gain (dB) | Read Level (dBμV) | Emission Level (dBμV/m) | Limits (dBμV/m) | Margin (dB) | Detector |
|---|--------------------------|-----------------------|-----------------|------------------------|-------------------|-------------------------|-----------------|-------------|----------|
| @ | 5326.300 | 34.55 | 8.65 | 39.27 | 104.49 | 108.42 | --- | --- | Peak |
| | 5350.000 | 34.50 | 8.67 | 39.27 | 55.88 | 59.78 | 74.00 | 14.22 | Peak |
| | 5353.600 | 34.51 | 8.67 | 39.27 | 59.07 | 62.98 | 74.00 | 11.02 | Peak |

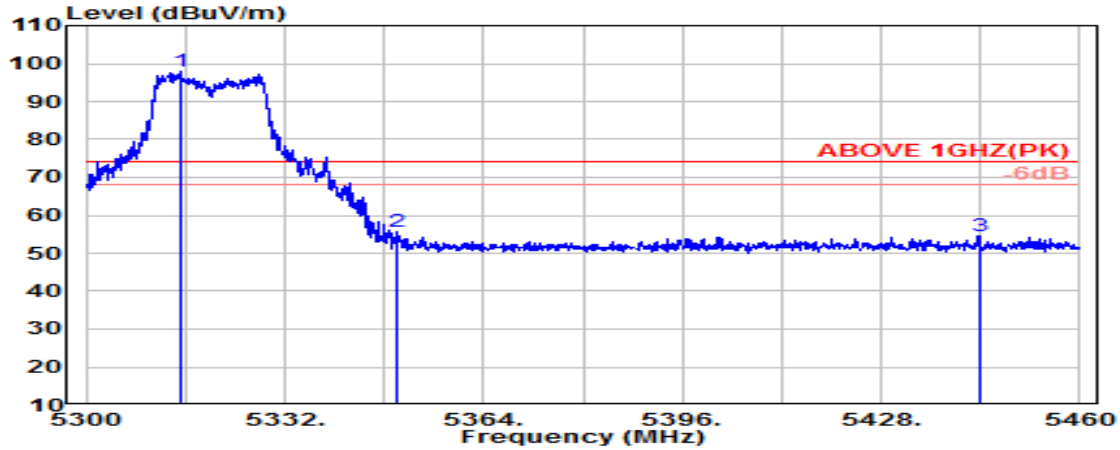


Antenna at Horizontal Polarization

| | Emission Frequency (MHz) | Antenna Factor (dB/m) | Cable Loss (dB) | Preamplifier Gain (dB) | Read Level (dBμV) | Emission Level (dBμV/m) | Limits (dBμV/m) | Margin (dB) | Detector |
|---|--------------------------|-----------------------|-----------------|------------------------|-------------------|-------------------------|-----------------|-------------|----------|
| @ | 5324.500 | 34.55 | 8.65 | 39.27 | 98.42 | 102.35 | --- | --- | Average |
| | 5350.000 | 34.50 | 8.67 | 39.27 | 45.71 | 49.60 | 54.00 | 4.40 | Average |
| | 5350.400 | 34.50 | 8.67 | 39.27 | 46.09 | 49.98 | 54.00 | 4.02 | Average |

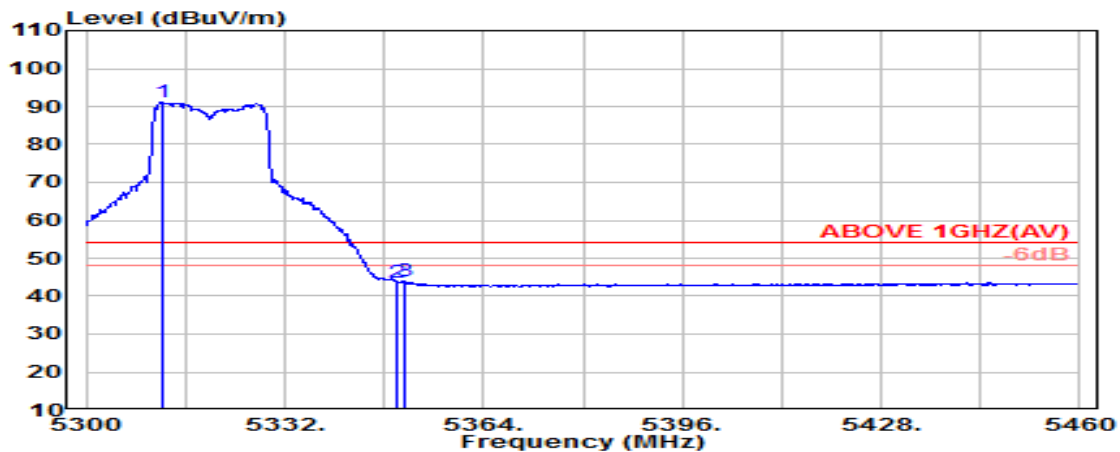
Remark: The “@” means fundamental frequency, it is ignored in this section

| | | | |
|------|--------------|------------|------------|
| Mode | 802.11n-HT20 | U-NII Band | 2A |
| | | Frequency | TX 5320MHz |



Antenna at Vertical Polarization

| | Emission Frequency (MHz) | Antenna Factor (dB/m) | Cable Loss (dB) | Preamplifier Gain (dB) | Read Level (dBμV) | Emission Level (dBμV/m) | Limits (dBμV/m) | Margin (dB) | Detector |
|---|--------------------------|-----------------------|-----------------|------------------------|-------------------|-------------------------|-----------------|-------------|----------|
| @ | 5315.100 | 34.57 | 8.64 | 39.27 | 93.83 | 97.77 | --- | --- | Peak |
| | 5350.000 | 34.50 | 8.67 | 39.27 | 51.76 | 55.65 | 74.00 | 18.35 | Peak |
| | 5443.800 | 34.69 | 8.72 | 39.26 | 50.27 | 54.42 | 74.00 | 19.58 | Peak |

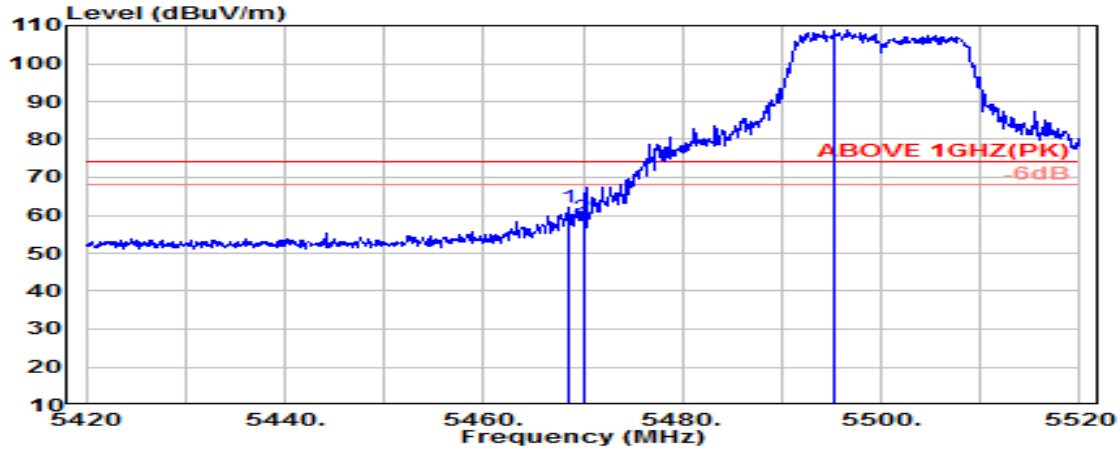


Antenna at Vertical Polarization

| | Emission Frequency (MHz) | Antenna Factor (dB/m) | Cable Loss (dB) | Preamplifier Gain (dB) | Read Level (dBμV) | Emission Level (dBμV/m) | Limits (dBμV/m) | Margin (dB) | Detector |
|---|--------------------------|-----------------------|-----------------|------------------------|-------------------|-------------------------|-----------------|-------------|----------|
| @ | 5312.300 | 34.58 | 8.64 | 39.27 | 87.18 | 91.12 | --- | --- | Average |
| | 5350.000 | 34.50 | 8.67 | 39.27 | 39.73 | 43.62 | 54.00 | 10.38 | Average |
| | 5351.200 | 34.50 | 8.67 | 39.27 | 40.04 | 43.94 | 54.00 | 10.06 | Average |

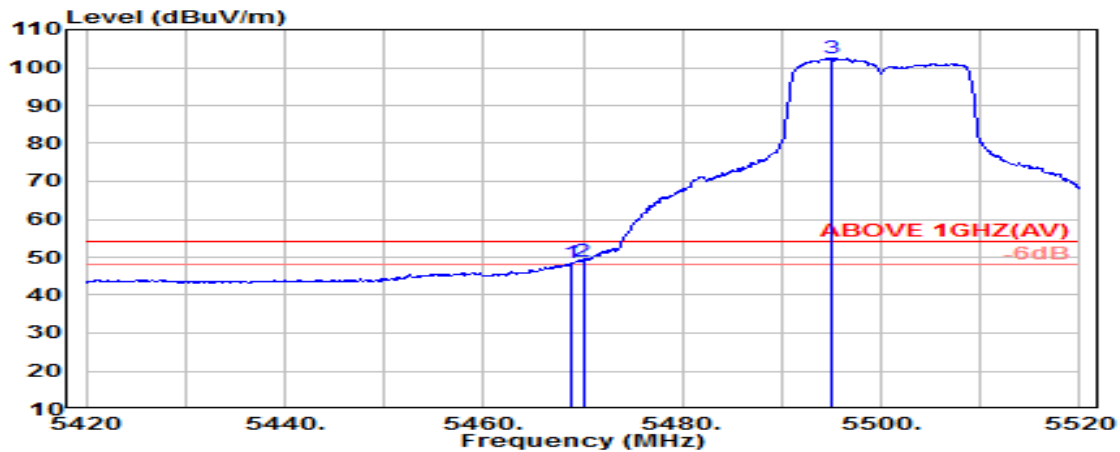
Remark: The “@” means fundamental frequency, it is ignored in this section

| | | | |
|------|--------------|------------|------------|
| Mode | 802.11n-HT20 | U-NII Band | 2C |
| | | Frequency | TX 5500MHz |



Antenna at Horizontal Polarization

| Emission Frequency (MHz) | Antenna Factor (dB/m) | Cable Loss (dB) | Preamplifier Gain (dB) | Read Level (dBμV) | Emission Level (dBμV/m) | Limits (dBμV/m) | Margin (dB) | Detector |
|--------------------------|-----------------------|-----------------|------------------------|-------------------|-------------------------|-----------------|-------------|----------|
| 5468.500 | 34.77 | 8.73 | 39.26 | 57.70 | 61.94 | 74.00 | 12.06 | Peak |
| 5470.000 | 34.78 | 8.74 | 39.26 | 55.23 | 59.48 | 74.00 | 14.52 | Peak |
| @ 5495.300 | 34.88 | 8.75 | 39.26 | 104.39 | 108.77 | --- | --- | Peak |

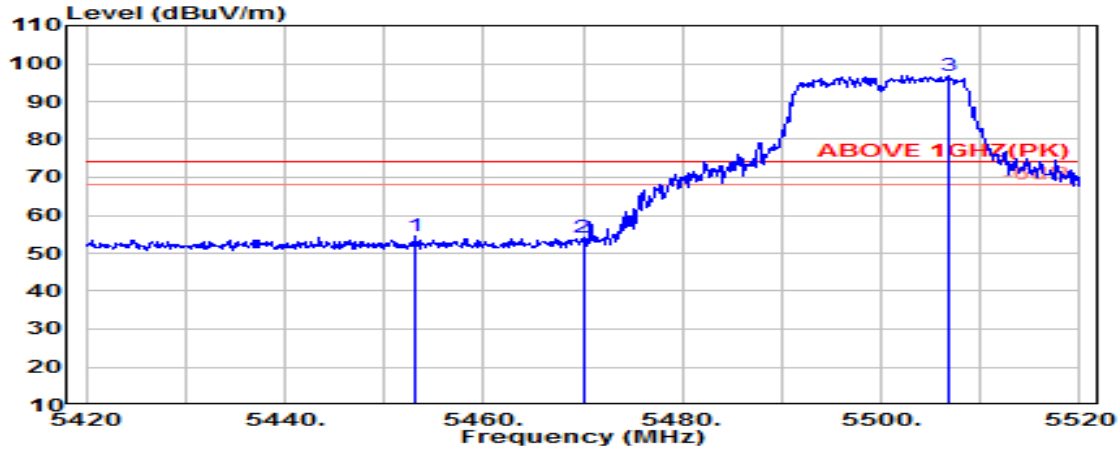


Antenna at Horizontal Polarization

| Emission Frequency (MHz) | Antenna Factor (dB/m) | Cable Loss (dB) | Preamplifier Gain (dB) | Read Level (dBμV) | Emission Level (dBμV/m) | Limits (dBμV/m) | Margin (dB) | Detector |
|--------------------------|-----------------------|-----------------|------------------------|-------------------|-------------------------|-----------------|-------------|----------|
| 5468.900 | 34.78 | 8.74 | 39.26 | 44.22 | 48.47 | 54.00 | 5.53 | Average |
| 5470.000 | 34.78 | 8.74 | 39.26 | 44.75 | 49.00 | 54.00 | 5.00 | Average |
| @ 5494.900 | 34.88 | 8.75 | 39.26 | 98.10 | 102.47 | --- | --- | Average |

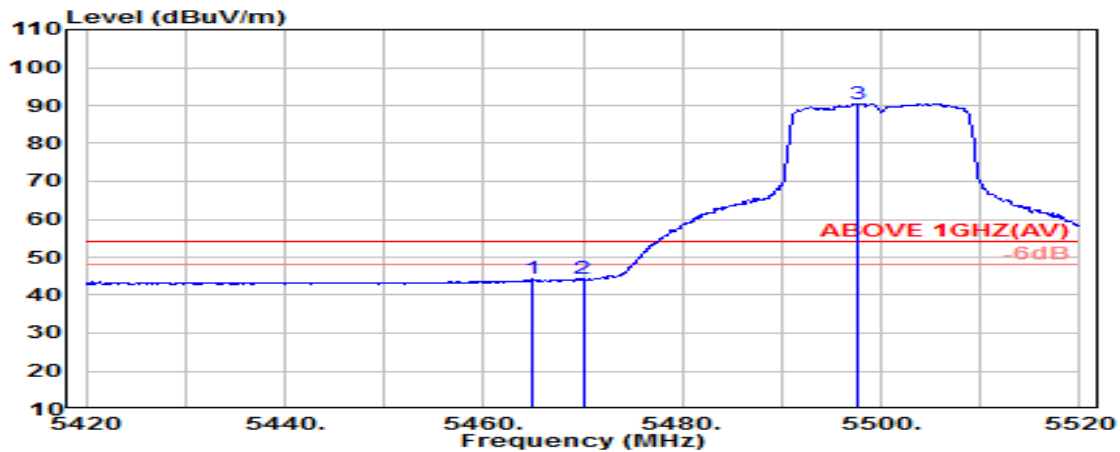
Remark: The “@” means fundamental frequency, it is ignored in this section

| | | | |
|------|--------------|------------|------------|
| Mode | 802.11n-HT20 | U-NII Band | 2C |
| | | Frequency | TX 5500MHz |



Antenna at Vertical Polarization

| Emission Frequency (MHz) | Antenna Factor (dB/m) | Cable Loss (dB) | Preamplifier Gain (dB) | Read Level (dBμV) | Emission Level (dBμV/m) | Limits (dBμV/m) | Margin (dB) | Detector |
|--------------------------|-----------------------|-----------------|------------------------|-------------------|-------------------------|-----------------|-------------|----------|
| 5453.000 | 34.71 | 8.73 | 39.26 | 50.24 | 54.42 | 74.00 | 19.58 | Peak |
| 5470.000 | 34.78 | 8.74 | 39.26 | 49.72 | 53.98 | 74.00 | 20.02 | Peak |
| @ 5506.700 | 34.89 | 8.76 | 39.26 | 92.41 | 96.80 | --- | --- | Peak |

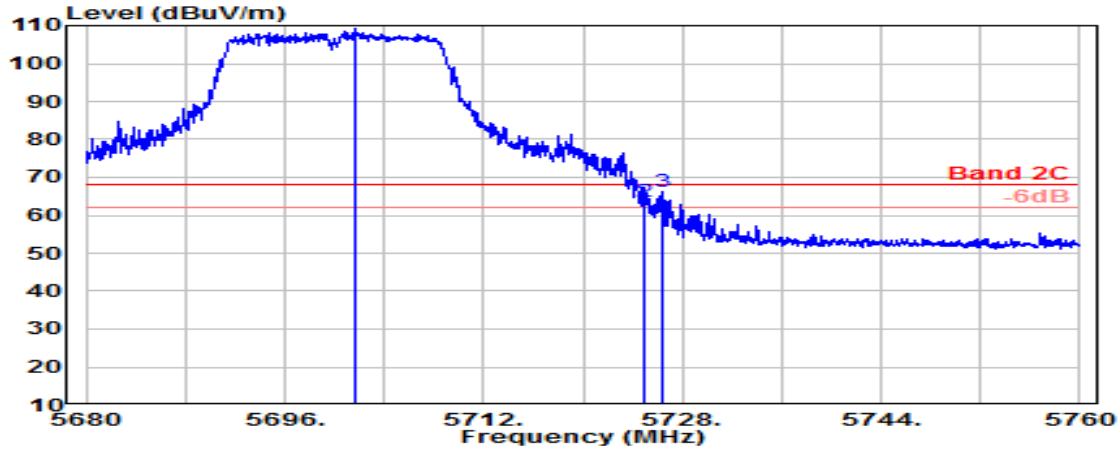


Antenna at Vertical Polarization

| Emission Frequency (MHz) | Antenna Factor (dB/m) | Cable Loss (dB) | Preamplifier Gain (dB) | Read Level (dBμV) | Emission Level (dBμV/m) | Limits (dBμV/m) | Margin (dB) | Detector |
|--------------------------|-----------------------|-----------------|------------------------|-------------------|-------------------------|-----------------|-------------|----------|
| 5464.900 | 34.76 | 8.73 | 39.26 | 39.96 | 44.19 | 54.00 | 9.81 | Average |
| 5470.000 | 34.78 | 8.74 | 39.26 | 40.09 | 44.34 | 54.00 | 9.66 | Average |
| @ 5497.600 | 34.89 | 8.75 | 39.26 | 86.06 | 90.45 | --- | --- | Average |

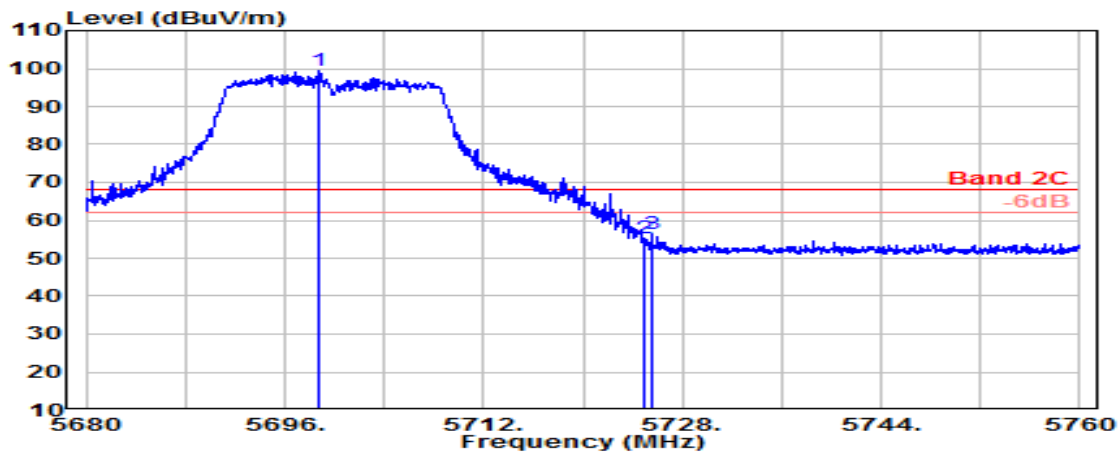
Remark: The “@” means fundamental frequency, it is ignored in this section.

| | | | |
|------|--------------|------------|------------|
| Mode | 802.11n-HT20 | U-NII Band | 2C |
| | | Frequency | TX 5700MHz |



Antenna at Horizontal Polarization

| | Emission Frequency (MHz) | Antenna Factor (dB/m) | Cable Loss (dB) | Preamplifier Gain (dB) | Read Level (dBμV) | Emission Level (dBμV/m) | Limits (dBμV/m) | Margin (dB) | Detector |
|---|--------------------------|-----------------------|-----------------|------------------------|-------------------|-------------------------|-----------------|-------------|----------|
| @ | 5701.700 | 34.40 | 8.87 | 39.30 | 105.18 | 109.15 | --- | --- | Peak |
| | 5725.000 | 34.45 | 8.88 | 39.31 | 59.75 | 63.77 | 68.20 | 4.43 | Peak |
| | 5726.300 | 34.45 | 8.88 | 39.31 | 62.03 | 66.05 | 68.20 | 2.15 | Peak |



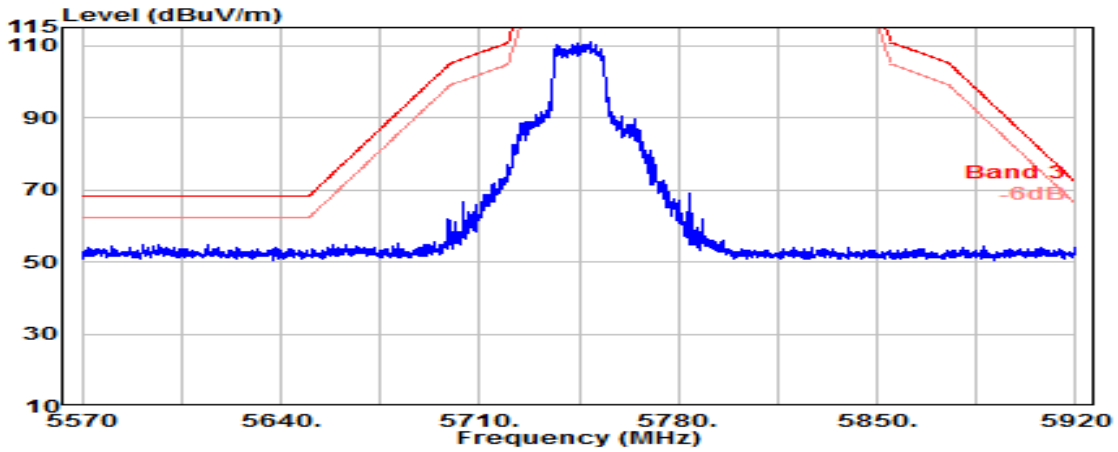
Antenna at Vertical Polarization

| | Emission Frequency (MHz) | Antenna Factor (dB/m) | Cable Loss (dB) | Preamplifier Gain (dB) | Read Level (dBμV) | Emission Level (dBμV/m) | Limits (dBμV/m) | Margin (dB) | Detector |
|---|--------------------------|-----------------------|-----------------|------------------------|-------------------|-------------------------|-----------------|-------------|----------|
| @ | 5698.800 | 34.40 | 8.87 | 39.30 | 95.63 | 99.60 | --- | --- | Peak |
| | 5725.000 | 34.45 | 8.88 | 39.31 | 51.14 | 55.17 | 68.20 | 13.03 | Peak |
| | 5725.500 | 34.45 | 8.88 | 39.31 | 52.30 | 56.32 | 68.20 | 11.88 | Peak |

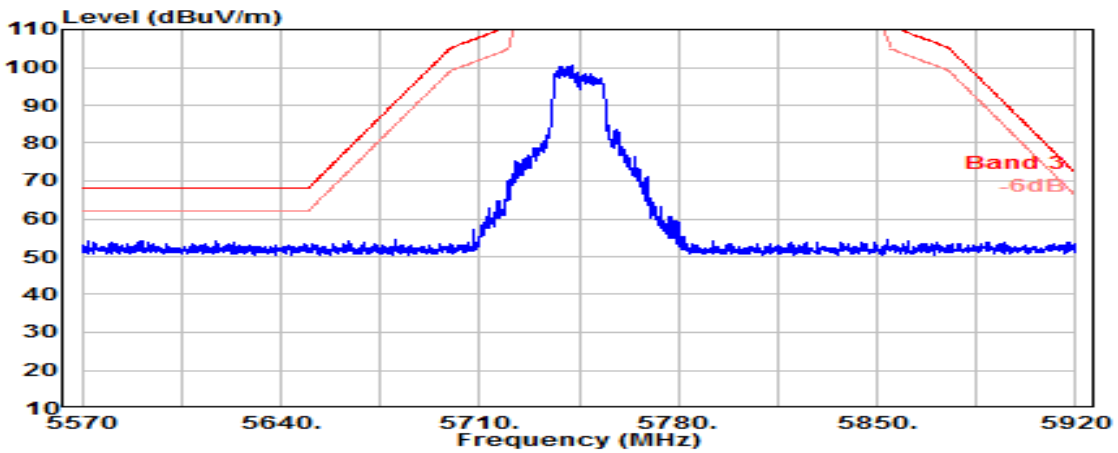
Remark: The “@” means fundamental frequency, it is ignored in this section.

| | | | |
|------|--------------|------------|------------|
| Mode | 802.11n-HT20 | U-NII Band | 3 |
| | | Frequency | TX 5745MHz |

Antenna at Horizontal Polarization

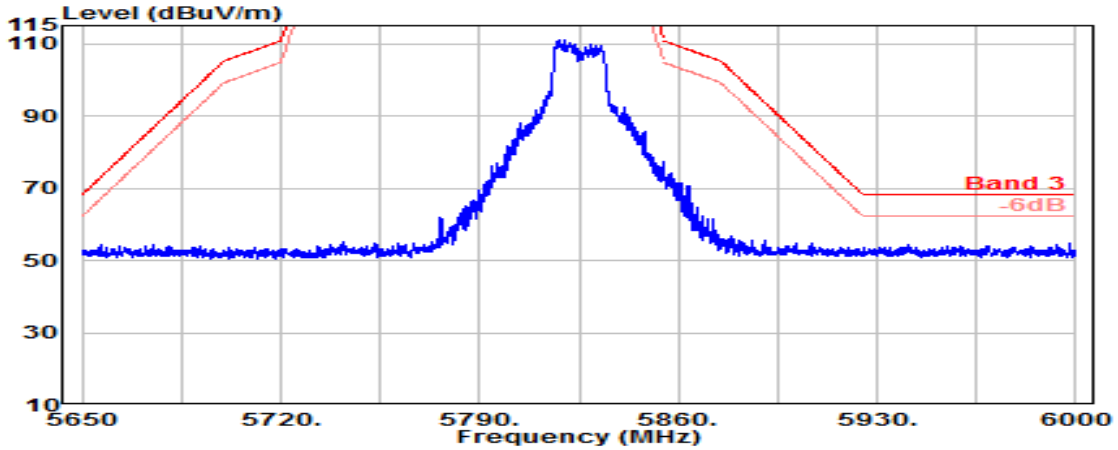


Antenna at Vertical Polarization

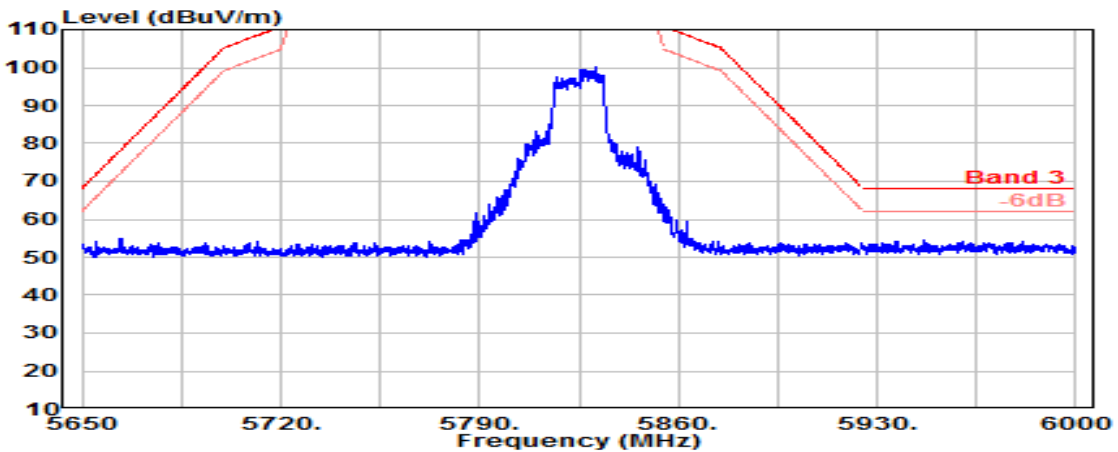


| | | | |
|------|--------------|------------|------------|
| Mode | 802.11n-HT20 | U-NII Band | 3 |
| | | Frequency | TX 5825MHz |

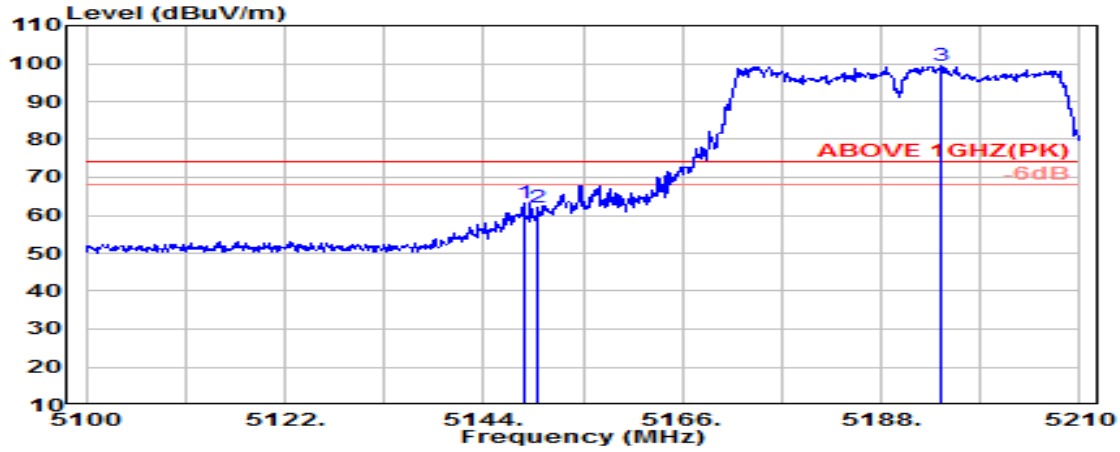
Antenna at Horizontal Polarization



Antenna at Vertical Polarization

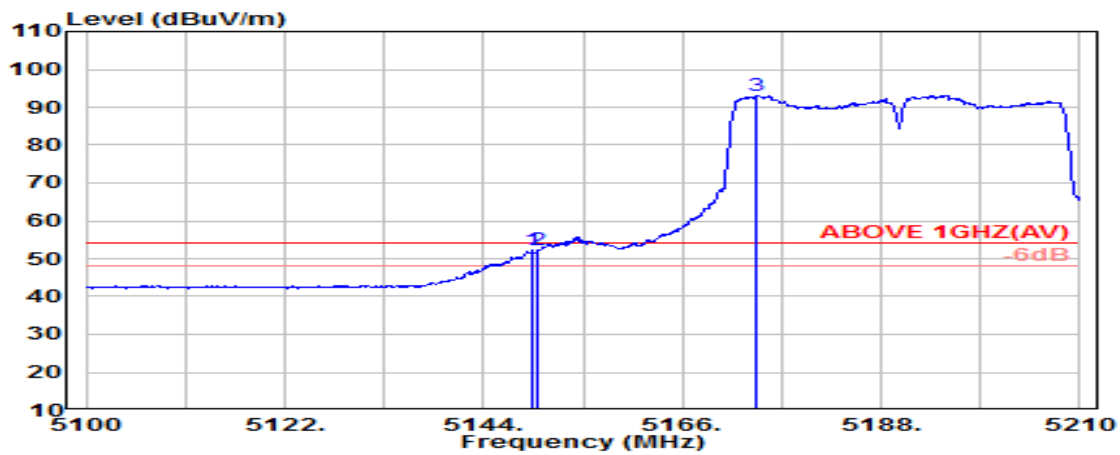


| | | | |
|------|--------------|------------|------------|
| Mode | 802.11n-HT40 | U-NII Band | 1 |
| | | Frequency | TX 5190MHz |



Antenna at Horizontal Polarization

| Emission Frequency (MHz) | Antenna Factor (dB/m) | Cable Loss (dB) | Preamp Gain (dB) | Read Level (dBμV) | Emission Level (dBμV/m) | Limits (dBμV/m) | Margin (dB) | Detector |
|--------------------------|-----------------------|-----------------|------------------|-------------------|-------------------------|-----------------|-------------|----------|
| 5148.400 | 34.19 | 8.54 | 39.29 | 59.81 | 63.26 | 74.00 | 10.74 | Peak |
| 5150.000 | 34.20 | 8.54 | 39.29 | 58.48 | 61.94 | 74.00 | 12.06 | Peak |
| @ 5194.600 | 34.29 | 8.57 | 39.28 | 96.00 | 99.58 | --- | --- | Peak |

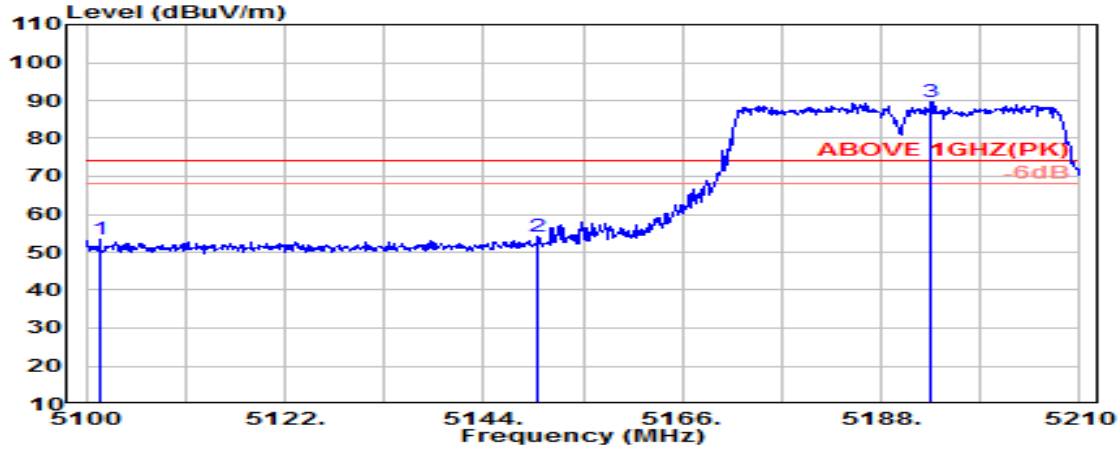


Antenna at Horizontal Polarization

| Emission Frequency (MHz) | Antenna Factor (dB/m) | Cable Loss (dB) | Preamp Gain (dB) | Read Level (dBμV) | Emission Level (dBμV/m) | Limits (dBμV/m) | Margin (dB) | Detector |
|--------------------------|-----------------------|-----------------|------------------|-------------------|-------------------------|-----------------|-------------|----------|
| 5149.500 | 34.20 | 8.54 | 39.29 | 48.63 | 52.08 | 54.00 | 1.92 | Average |
| 5150.000 | 34.20 | 8.54 | 39.29 | 48.71 | 52.16 | 54.00 | 1.84 | Average |
| @ 5174.140 | 34.25 | 8.56 | 39.29 | 89.58 | 93.10 | --- | --- | Average |

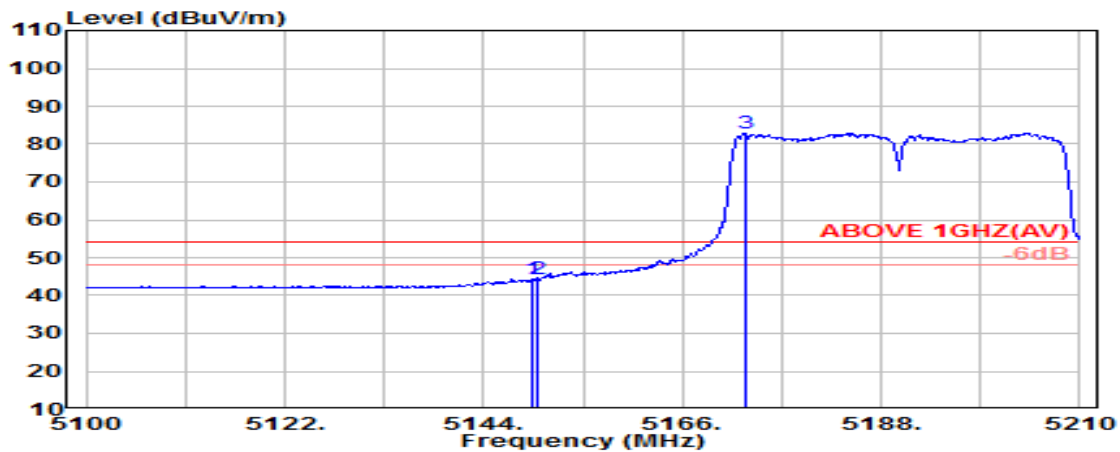
Remark: The “@” means fundamental frequency, it is ignored in this section.

| | | | |
|------|--------------|------------|------------|
| Mode | 802.11n-HT40 | U-NII Band | 1 |
| | | Frequency | TX 5190MHz |



Antenna at Vertical Polarization

| Emission Frequency (MHz) | Antenna Factor (dB/m) | Cable Loss (dB) | Preamplifier Gain (dB) | Read Level (dBμV) | Emission Level (dBμV/m) | Limits (dBμV/m) | Margin (dB) | Detector |
|--------------------------|-----------------------|-----------------|------------------------|-------------------|-------------------------|-----------------|-------------|----------|
| 5101.540 | 34.01 | 8.51 | 39.29 | 50.25 | 53.47 | 74.00 | 20.53 | Peak |
| 5150.000 | 34.20 | 8.54 | 39.29 | 50.72 | 54.17 | 74.00 | 19.83 | Peak |
| @ 5193.610 | 34.29 | 8.57 | 39.28 | 86.24 | 89.81 | --- | --- | Peak |

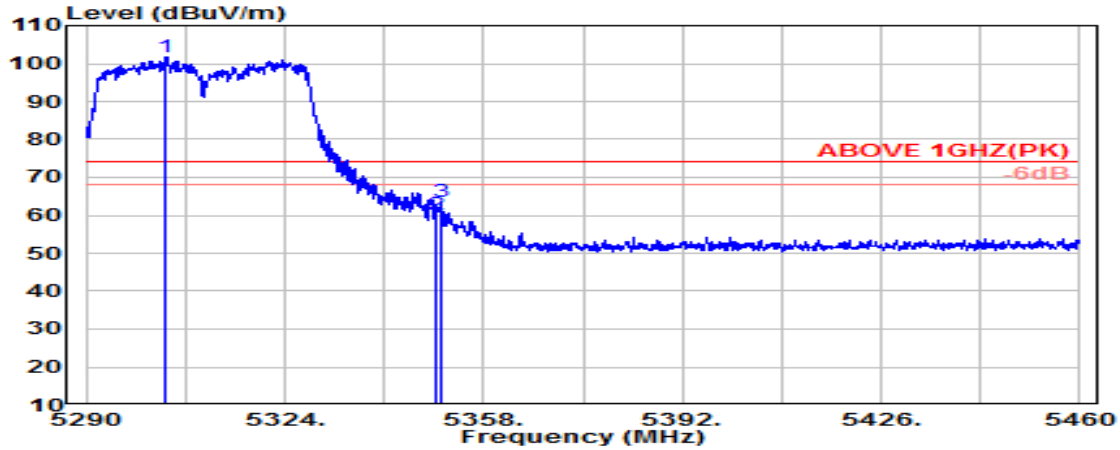


Antenna at Vertical Polarization

| Emission Frequency (MHz) | Antenna Factor (dB/m) | Cable Loss (dB) | Preamplifier Gain (dB) | Read Level (dBμV) | Emission Level (dBμV/m) | Limits (dBμV/m) | Margin (dB) | Detector |
|--------------------------|-----------------------|-----------------|------------------------|-------------------|-------------------------|-----------------|-------------|----------|
| 5149.500 | 34.20 | 8.54 | 39.29 | 40.84 | 44.30 | 54.00 | 9.70 | Average |
| 5150.000 | 34.20 | 8.54 | 39.29 | 40.85 | 44.30 | 54.00 | 9.70 | Average |
| @ 5173.150 | 34.25 | 8.56 | 39.29 | 79.25 | 82.77 | --- | --- | Average |

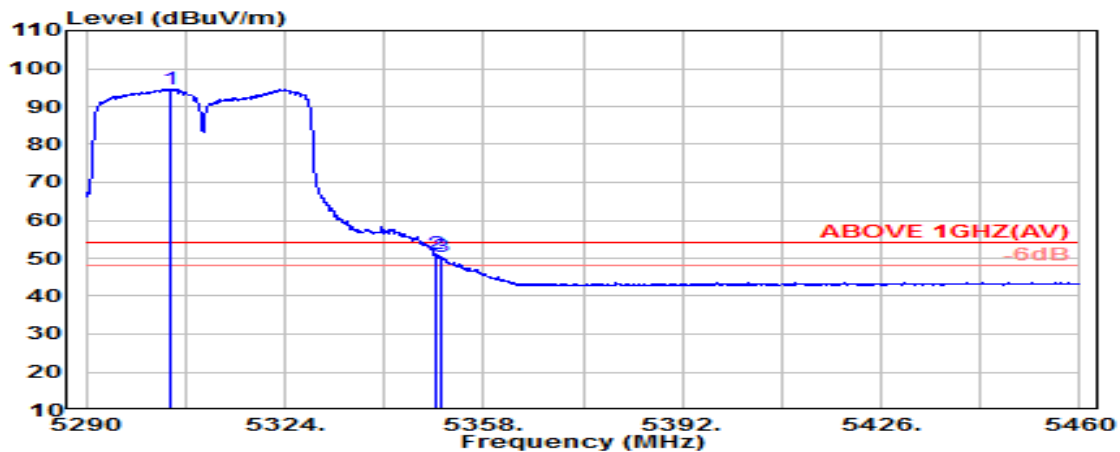
Remark: The “@” means fundamental frequency, it is ignored in this section.

| | | | |
|------|--------------|------------|------------|
| Mode | 802.11n-HT40 | U-NII Band | 2A |
| | | Frequency | TX 5310MHz |



Antenna at Horizontal Polarization

| | Emission Frequency (MHz) | Antenna Factor (dB/m) | Cable Loss (dB) | Preamplifier Gain (dB) | Read Level (dBμV) | Emission Level (dBμV/m) | Limits (dBμV/m) | Margin (dB) | Detector |
|---|--------------------------|-----------------------|-----------------|------------------------|-------------------|-------------------------|-----------------|-------------|----------|
| @ | 5303.700 | 34.59 | 8.64 | 39.28 | 97.75 | 101.71 | --- | --- | Peak |
| | 5350.000 | 34.50 | 8.67 | 39.27 | 56.41 | 60.31 | 74.00 | 13.69 | Peak |
| | 5350.700 | 34.50 | 8.67 | 39.27 | 59.68 | 63.57 | 74.00 | 10.43 | Peak |

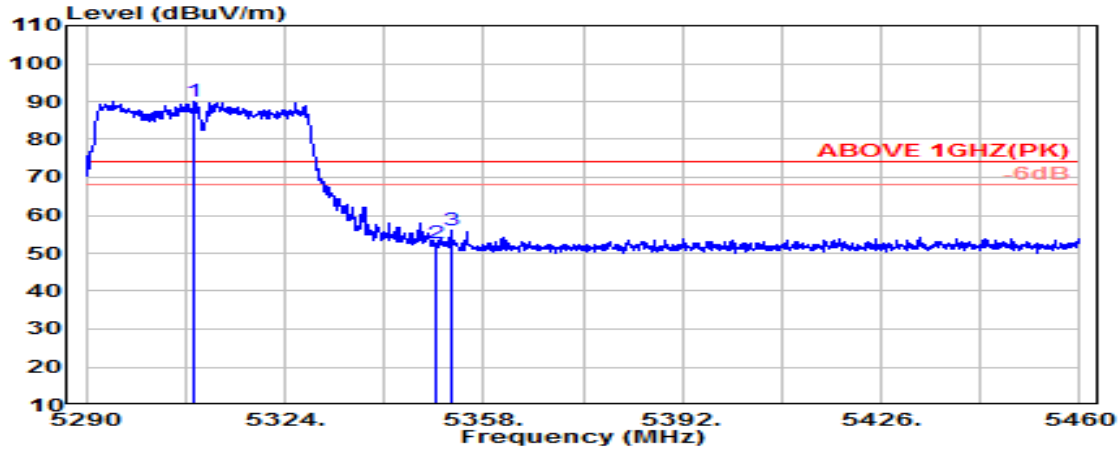


Antenna at Horizontal Polarization

| | Emission Frequency (MHz) | Antenna Factor (dB/m) | Cable Loss (dB) | Preamplifier Gain (dB) | Read Level (dBμV) | Emission Level (dBμV/m) | Limits (dBμV/m) | Margin (dB) | Detector |
|---|--------------------------|-----------------------|-----------------|------------------------|-------------------|-------------------------|-----------------|-------------|----------|
| @ | 5304.500 | 34.59 | 8.64 | 39.28 | 90.68 | 94.63 | --- | --- | Average |
| | 5350.000 | 34.50 | 8.67 | 39.27 | 47.05 | 50.95 | 54.00 | 3.05 | Average |
| | 5350.700 | 34.50 | 8.67 | 39.27 | 46.39 | 50.29 | 54.00 | 3.71 | Average |

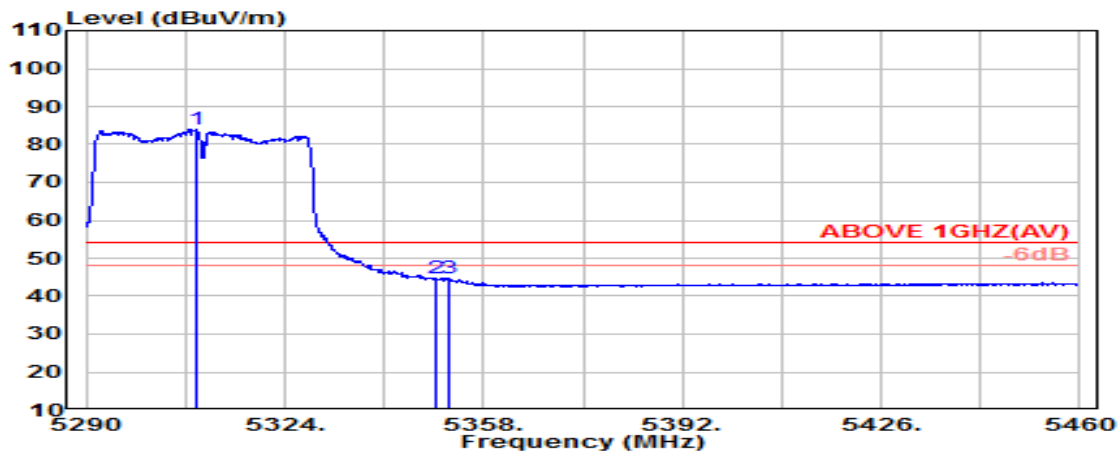
Remark: The “@” means fundamental frequency, it is ignored in this section

| | | | |
|------|--------------|------------|------------|
| Mode | 802.11n-HT40 | U-NII Band | 2A |
| | | Frequency | TX 5310MHz |



Antenna at Vertical Polarization

| | Emission Frequency (MHz) | Antenna Factor (dB/m) | Cable Loss (dB) | Preamplifier Gain (dB) | Read Level (dBμV) | Emission Level (dBμV/m) | Limits (dBμV/m) | Margin (dB) | Detector |
|---|--------------------------|-----------------------|-----------------|------------------------|-------------------|-------------------------|-----------------|-------------|----------|
| @ | 5308.400 | 34.58 | 8.64 | 39.27 | 86.16 | 90.11 | --- | --- | Peak |
| | 5350.000 | 34.50 | 8.67 | 39.27 | 48.84 | 52.73 | 74.00 | 21.27 | Peak |
| | 5352.400 | 34.50 | 8.67 | 39.27 | 52.17 | 56.07 | 74.00 | 17.93 | Peak |

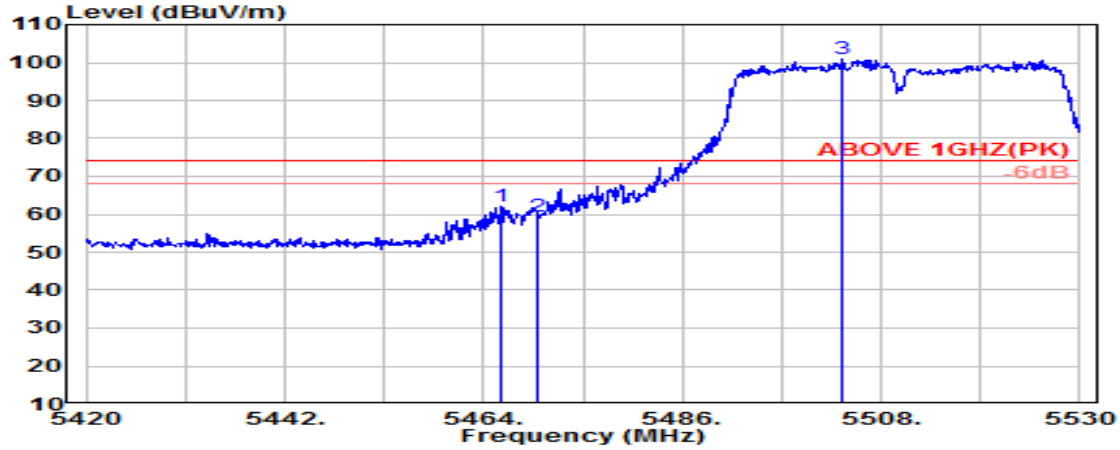


Antenna at Vertical Polarization

| | Emission Frequency (MHz) | Antenna Factor (dB/m) | Cable Loss (dB) | Preamplifier Gain (dB) | Read Level (dBμV) | Emission Level (dBμV/m) | Limits (dBμV/m) | Margin (dB) | Detector |
|---|--------------------------|-----------------------|-----------------|------------------------|-------------------|-------------------------|-----------------|-------------|----------|
| @ | 5308.700 | 34.58 | 8.64 | 39.27 | 79.95 | 83.89 | --- | --- | Average |
| | 5350.000 | 34.50 | 8.67 | 39.27 | 40.71 | 44.61 | 54.00 | 9.39 | Average |
| | 5351.900 | 34.50 | 8.67 | 39.27 | 41.00 | 44.90 | 54.00 | 9.10 | Average |

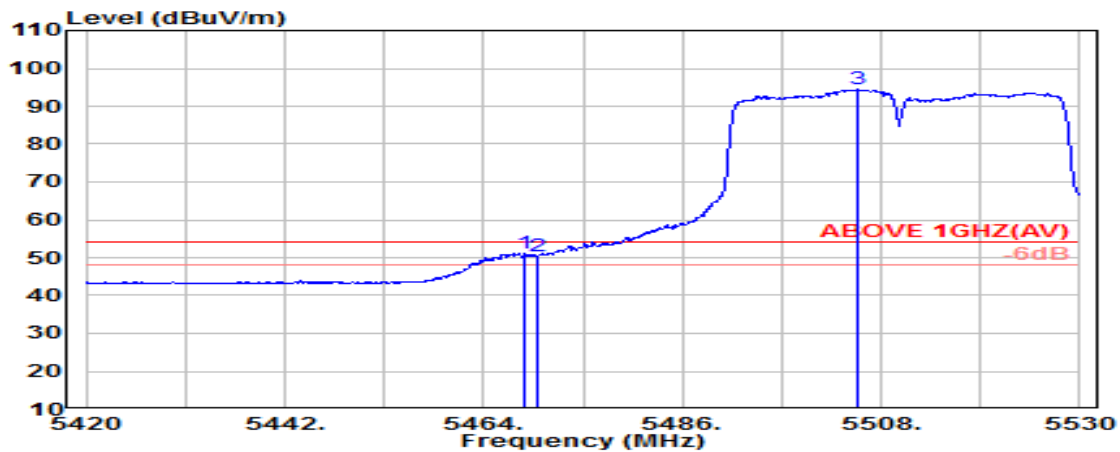
Remark: The “@” means fundamental frequency, it is ignored in this section

| | | | |
|------|--------------|------------|------------|
| Mode | 802.11n-HT40 | U-NII Band | 2C |
| | | Frequency | TX 5510MHz |



Antenna at Horizontal Polarization

| Emission Frequency (MHz) | Antenna Factor (dB/m) | Cable Loss (dB) | Preamplifier Gain (dB) | Read Level (dBμV) | Emission Level (dBμV/m) | Limits (dBμV/m) | Margin (dB) | Detector |
|--------------------------|-----------------------|-----------------|------------------------|-------------------|-------------------------|-----------------|-------------|----------|
| 5466.000 | 34.76 | 8.73 | 39.26 | 57.91 | 62.15 | 74.00 | 11.85 | Peak |
| 5470.000 | 34.78 | 8.74 | 39.26 | 55.16 | 59.42 | 74.00 | 14.58 | Peak |
| @ 5503.800 | 34.89 | 8.76 | 39.26 | 96.67 | 101.06 | --- | --- | Peak |

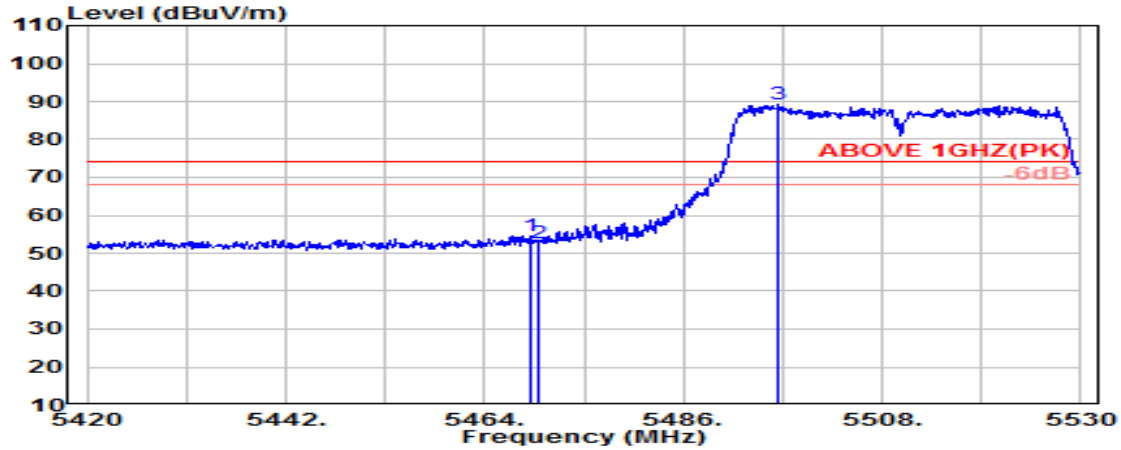


Antenna at Horizontal Polarization

| Emission Frequency (MHz) | Antenna Factor (dB/m) | Cable Loss (dB) | Preamplifier Gain (dB) | Read Level (dBμV) | Emission Level (dBμV/m) | Limits (dBμV/m) | Margin (dB) | Detector |
|--------------------------|-----------------------|-----------------|------------------------|-------------------|-------------------------|-----------------|-------------|----------|
| 5468.500 | 34.77 | 8.73 | 39.26 | 47.03 | 51.28 | 54.00 | 2.72 | Average |
| 5470.000 | 34.78 | 8.74 | 39.26 | 46.29 | 50.54 | 54.00 | 3.46 | Average |
| @ 5505.400 | 34.89 | 8.76 | 39.26 | 90.08 | 94.46 | --- | --- | Average |

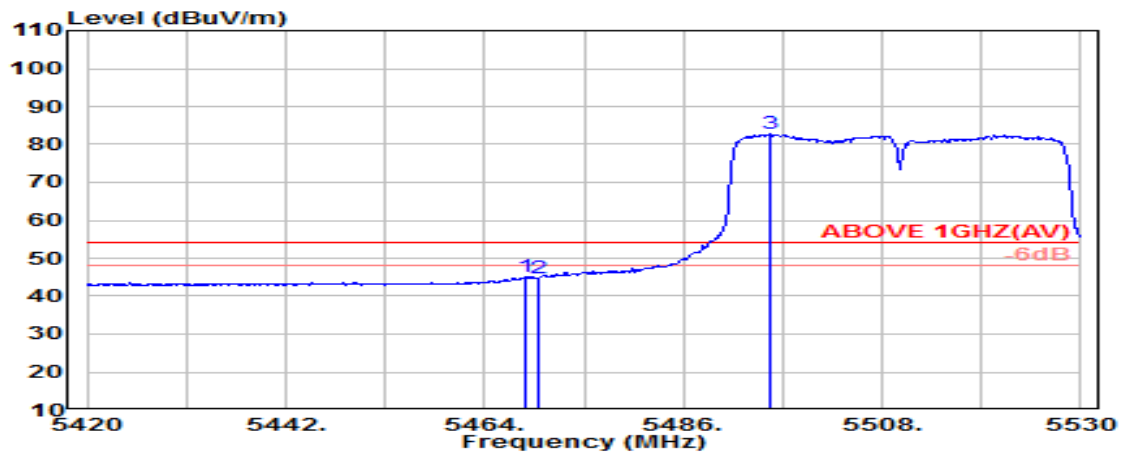
Remark: The “@” means fundamental frequency, it is ignored in this section.

| | | | |
|------|--------------|------------|------------|
| Mode | 802.11n-HT40 | U-NII Band | 2C |
| | | Frequency | TX 5510MHz |



Antenna at Vertical Polarization

| Emission Frequency (MHz) | Antenna Factor (dB/m) | Cable Loss (dB) | Preamplifier Gain (dB) | Read Level (dBμV) | Emission Level (dBμV/m) | Limits (dBμV/m) | Margin (dB) | Detector |
|--------------------------|-----------------------|-----------------|------------------------|-------------------|-------------------------|-----------------|-------------|----------|
| 5469.000 | 34.78 | 8.74 | 39.26 | 50.35 | 54.60 | 74.00 | 19.40 | Peak |
| 5470.000 | 34.78 | 8.74 | 39.26 | 48.39 | 52.64 | 74.00 | 21.36 | Peak |
| @ 5496.500 | 34.89 | 8.75 | 39.26 | 84.84 | 89.22 | --- | --- | Peak |

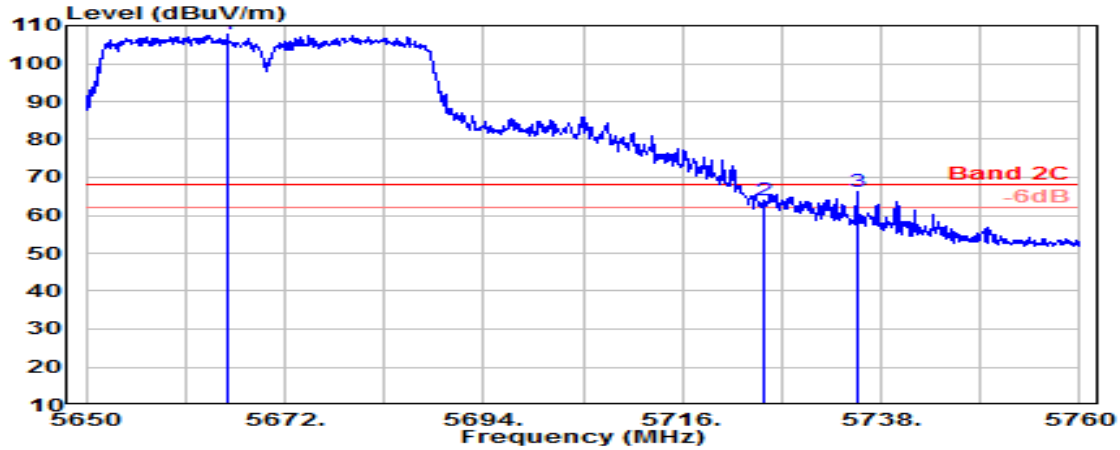


Antenna at Vertical Polarization

| Emission Frequency (MHz) | Antenna Factor (dB/m) | Cable Loss (dB) | Preamplifier Gain (dB) | Read Level (dBμV) | Emission Level (dBμV/m) | Limits (dBμV/m) | Margin (dB) | Detector |
|--------------------------|-----------------------|-----------------|------------------------|-------------------|-------------------------|-----------------|-------------|----------|
| 5468.500 | 34.77 | 8.73 | 39.26 | 40.84 | 45.09 | 54.00 | 8.91 | Average |
| 5470.000 | 34.78 | 8.74 | 39.26 | 40.37 | 44.62 | 54.00 | 9.38 | Average |
| @ 5495.700 | 34.88 | 8.75 | 39.26 | 78.38 | 82.76 | --- | --- | Average |

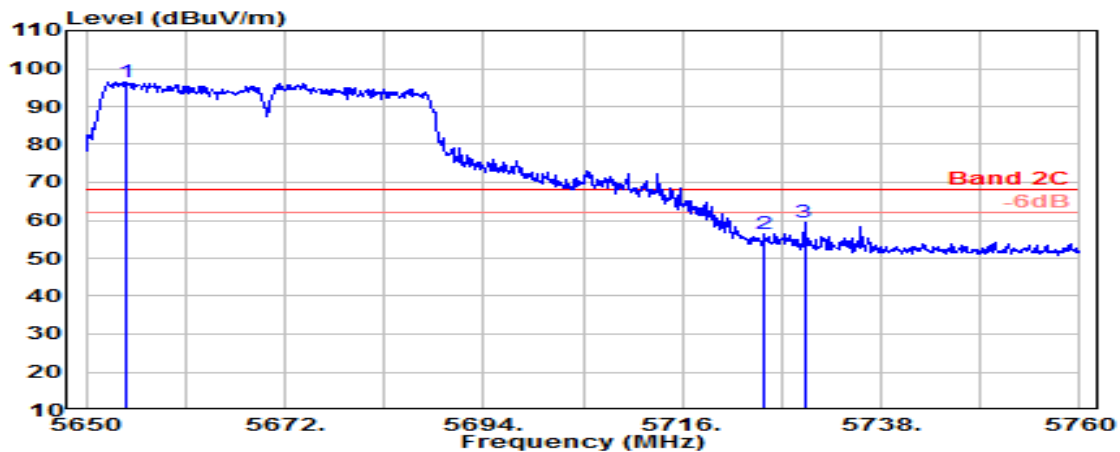
Remark: The “@” means fundamental frequency, it is ignored in this section.

| | | | |
|------|--------------|------------|------------|
| Mode | 802.11n-HT40 | U-NII Band | 2C |
| | | Frequency | TX 5670MHz |



Antenna at Horizontal Polarization

| | Emission Frequency (MHz) | Antenna Factor (dB/m) | Cable Loss (dB) | Preamplifier Gain (dB) | Read Level (dBμV) | Emission Level (dBμV/m) | Limits (dBμV/m) | Margin (dB) | Detector |
|---|--------------------------|-----------------------|-----------------|------------------------|-------------------|-------------------------|-----------------|-------------|----------|
| @ | 5665.600 | 34.54 | 8.85 | 39.29 | 103.56 | 107.65 | --- | --- | Peak |
| | 5725.000 | 34.45 | 8.88 | 39.31 | 59.82 | 63.84 | 68.20 | 4.36 | Peak |
| | 5735.400 | 34.47 | 8.89 | 39.31 | 62.26 | 66.31 | 68.20 | 1.89 | Peak |



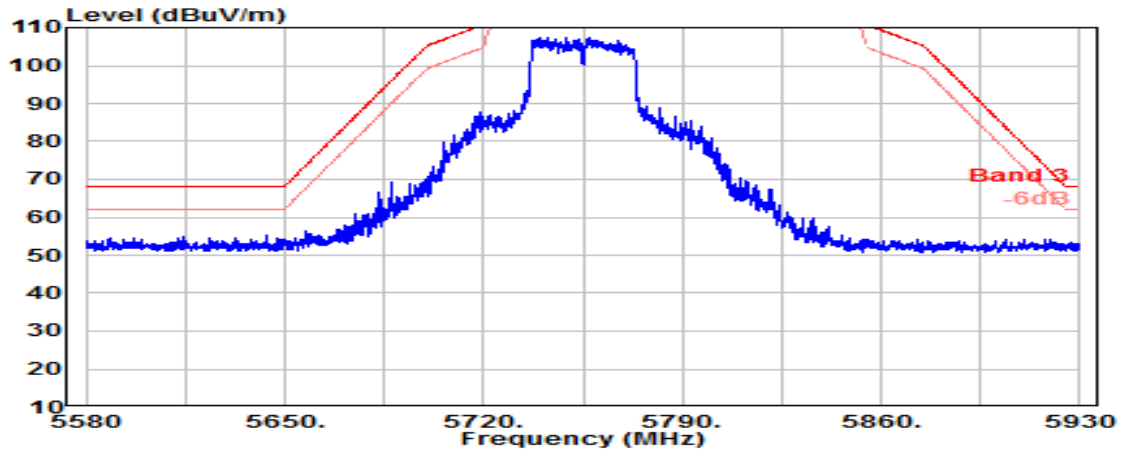
Antenna at Vertical Polarization

| | Emission Frequency (MHz) | Antenna Factor (dB/m) | Cable Loss (dB) | Preamplifier Gain (dB) | Read Level (dBμV) | Emission Level (dBμV/m) | Limits (dBμV/m) | Margin (dB) | Detector |
|---|--------------------------|-----------------------|-----------------|------------------------|-------------------|-------------------------|-----------------|-------------|----------|
| @ | 5654.500 | 34.58 | 8.84 | 39.29 | 92.34 | 96.47 | --- | --- | Peak |
| | 5725.000 | 34.45 | 8.88 | 39.31 | 52.56 | 56.59 | 68.20 | 11.61 | Peak |
| | 5729.500 | 34.46 | 8.88 | 39.31 | 55.38 | 59.42 | 68.20 | 8.78 | Peak |

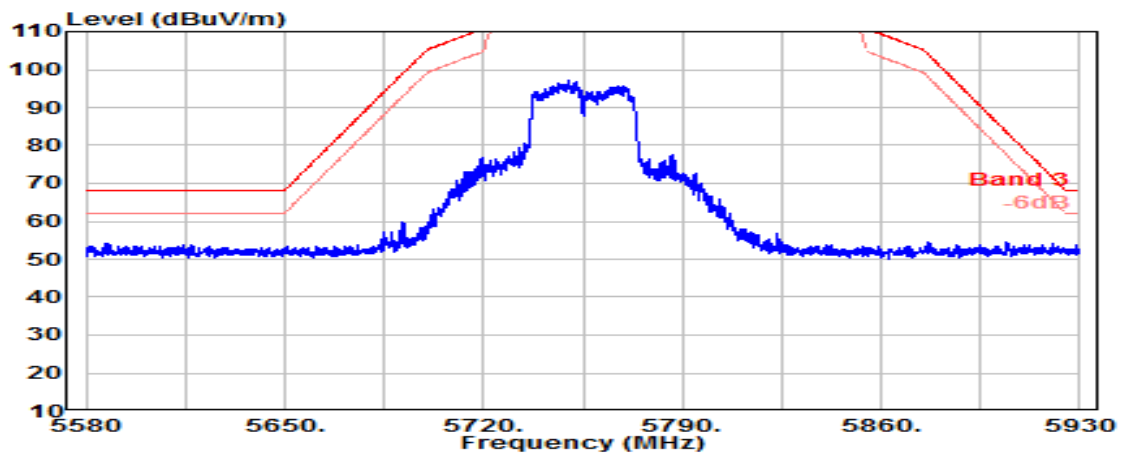
Remark: The “@” means fundamental frequency, it is ignored in this section.

| | | | |
|------|--------------|------------|------------|
| Mode | 802.11n-HT40 | U-NII Band | 3 |
| | | Frequency | TX 5755MHz |

Antenna at Horizontal Polarization

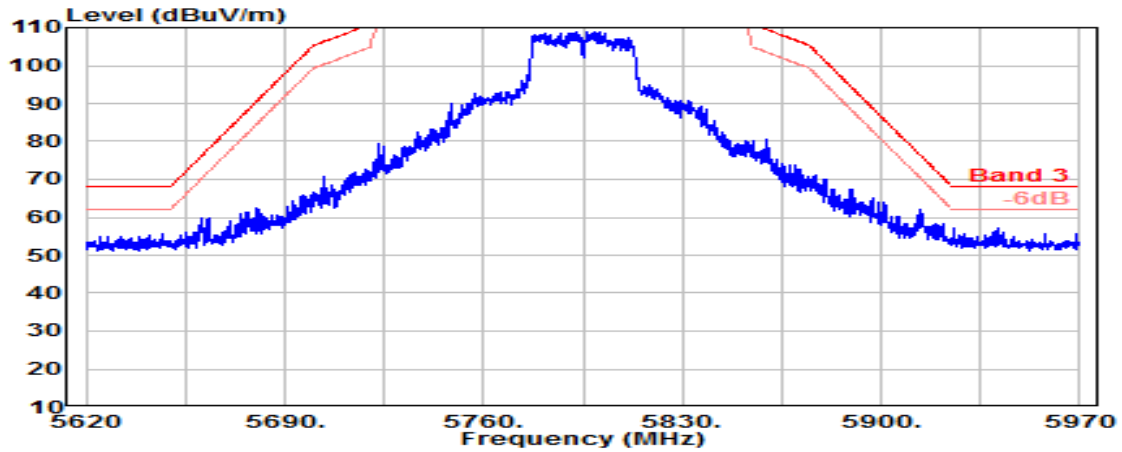


Antenna at Vertical Polarization

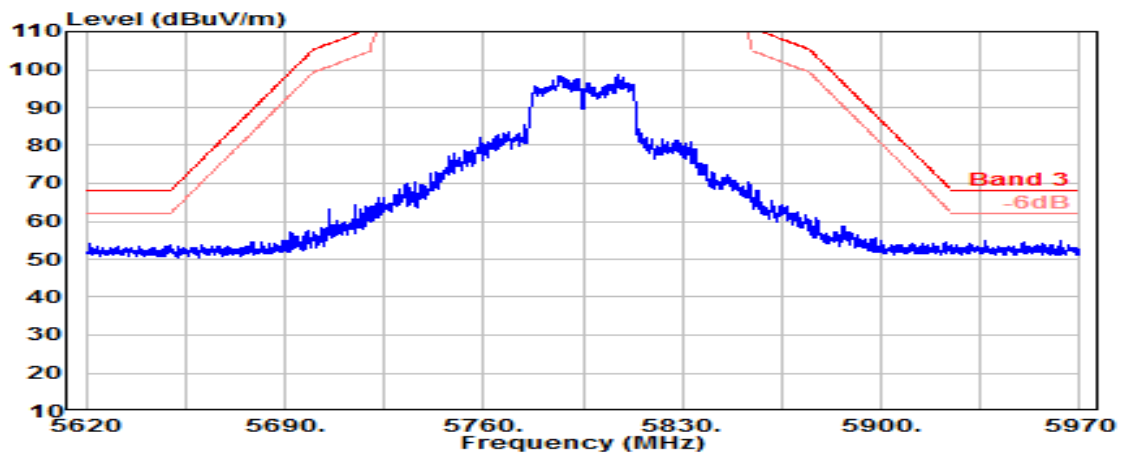


| | | | |
|------|--------------|------------|------------|
| Mode | 802.11n-HT40 | U-NII Band | 3 |
| | | Frequency | TX 5795MHz |

Antenna at Horizontal Polarization



Antenna at Vertical Polarization



A.2.2 Emissions outside the frequency band

The emissions (up to 40GHz) not reported for there is no emission be found.

| | | | |
|------|---------|------------|------------|
| Mode | 802.11a | U-NII Band | 1 |
| | | Frequency | TX 5180MHz |

Antenna at Horizontal Polarization

| Emission Frequency (MHz) | Antenna Factor (dB/m) | Cable Loss (dB) | Preamp Gain (dB) | Read Level (dBμV) | Emission Level (dBμV/m) | Limits (dBμV/m) | Margin (dB) | Detector |
|--------------------------|-----------------------|-----------------|------------------|-------------------|-------------------------|-----------------|-------------|----------|
| 10360.000 | 38.54 | 11.91 | 39.49 | 41.84 | 52.80 | 54.00 | 1.20 | Peak |

Antenna at Vertical Polarization

| Emission Frequency (MHz) | Antenna Factor (dB/m) | Cable Loss (dB) | Preamp Gain (dB) | Read Level (dBμV) | Emission Level (dBμV/m) | Limits (dBμV/m) | Margin (dB) | Detector |
|--------------------------|-----------------------|-----------------|------------------|-------------------|-------------------------|-----------------|-------------|----------|
| 10360.000 | 38.54 | 11.91 | 39.49 | 42.29 | 53.25 | 54.00 | 0.75 | Peak |

| | | | |
|------|---------|------------|------------|
| Mode | 802.11a | U-NII Band | 2A |
| | | Frequency | TX 5300MHz |

Antenna at Horizontal Polarization

| Emission Frequency (MHz) | Antenna Factor (dB/m) | Cable Loss (dB) | Preamp Gain (dB) | Read Level (dBμV) | Emission Level (dBμV/m) | Limits (dBμV/m) | Margin (dB) | Detector |
|--------------------------|-----------------------|-----------------|------------------|-------------------|-------------------------|-----------------|-------------|----------|
| 10600.000 | 38.60 | 12.23 | 39.26 | 41.79 | 53.35 | 54.00 | 0.65 | Peak |

Antenna at Vertical Polarization

| Emission Frequency (MHz) | Antenna Factor (dB/m) | Cable Loss (dB) | Preamp Gain (dB) | Read Level (dBμV) | Emission Level (dBμV/m) | Limits (dBμV/m) | Margin (dB) | Detector |
|--------------------------|-----------------------|-----------------|------------------|-------------------|-------------------------|-----------------|-------------|----------|
| 10600.000 | 38.60 | 12.23 | 39.26 | 41.55 | 53.11 | 54.00 | 0.89 | Peak |

| | | | |
|------|---------|------------|------------|
| Mode | 802.11a | U-NII Band | 2C |
| | | Frequency | TX 5580MHz |

Antenna at Horizontal Polarization

| Emission Frequency (MHz) | Antenna Factor (dB/m) | Cable Loss (dB) | Preamp Gain (dB) | Read Level (dBμV) | Emission Level (dBμV/m) | Limits (dBμV/m) | Margin (dB) | Detector |
|--------------------------|-----------------------|-----------------|------------------|-------------------|-------------------------|-----------------|-------------|----------|
| 11160.000 | 38.86 | 12.94 | 39.07 | 38.16 | 50.89 | 54.00 | 3.11 | Peak |

Antenna at Vertical Polarization

| Emission Frequency (MHz) | Antenna Factor (dB/m) | Cable Loss (dB) | Preamp Gain (dB) | Read Level (dBμV) | Emission Level (dBμV/m) | Limits (dBμV/m) | Margin (dB) | Detector |
|--------------------------|-----------------------|-----------------|------------------|-------------------|-------------------------|-----------------|-------------|----------|
| 11160.000 | 38.86 | 12.94 | 39.07 | 38.56 | 51.29 | 54.00 | 2.71 | Peak |

| | | | |
|------|---------|------------|------------|
| Mode | 802.11a | U-NII Band | 3 |
| | | Frequency | TX 5785MHz |

Antenna at Horizontal Polarization

| Emission Frequency (MHz) | Antenna Factor (dB/m) | Cable Loss (dB) | Preamplifier Gain (dB) | Read Level (dBμV) | Emission Level (dBμV/m) | Limits (dBμV/m) | Margin (dB) | Detector |
|--------------------------|-----------------------|-----------------|------------------------|-------------------|-------------------------|-----------------|-------------|----------|
| 11570.000 | 39.51 | 13.40 | 39.17 | 37.88 | 51.62 | 54.00 | 2.38 | Peak |

Antenna at Vertical Polarization

| Emission Frequency (MHz) | Antenna Factor (dB/m) | Cable Loss (dB) | Preamplifier Gain (dB) | Read Level (dBμV) | Emission Level (dBμV/m) | Limits (dBμV/m) | Margin (dB) | Detector |
|--------------------------|-----------------------|-----------------|------------------------|-------------------|-------------------------|-----------------|-------------|----------|
| 11570.000 | 39.51 | 13.40 | 39.17 | 38.11 | 51.85 | 54.00 | 2.15 | Peak |

| | | | |
|------|--------------|------------|------------|
| Mode | 802.11n-HT20 | U-NII Band | 1 |
| | | Frequency | TX 5260MHz |

Antenna at Horizontal Polarization

| Emission Frequency (MHz) | Antenna Factor (dB/m) | Cable Loss (dB) | Preamplifier Gain (dB) | Read Level (dBμV) | Emission Level (dBμV/m) | Limits (dBμV/m) | Margin (dB) | Detector |
|--------------------------|-----------------------|-----------------|------------------------|-------------------|-------------------------|-----------------|-------------|----------|
| 10520.000 | 38.44 | 12.12 | 39.31 | 41.53 | 52.79 | 54.00 | 1.21 | Peak |

Antenna at Vertical Polarization

| Emission Frequency (MHz) | Antenna Factor (dB/m) | Cable Loss (dB) | Preamplifier Gain (dB) | Read Level (dBμV) | Emission Level (dBμV/m) | Limits (dBμV/m) | Margin (dB) | Detector |
|--------------------------|-----------------------|-----------------|------------------------|-------------------|-------------------------|-----------------|-------------|----------|
| 10520.000 | 38.44 | 12.12 | 39.31 | 39.12 | 50.38 | 54.00 | 3.62 | Peak |

| | | | |
|------|--------------|------------|------------|
| Mode | 802.11n-HT20 | U-NII Band | 2A |
| | | Frequency | TX 5260MHz |

Antenna at Horizontal Polarization

| Emission Frequency (MHz) | Antenna Factor (dB/m) | Cable Loss (dB) | Preamplifier Gain (dB) | Read Level (dBμV) | Emission Level (dBμV/m) | Limits (dBμV/m) | Margin (dB) | Detector |
|--------------------------|-----------------------|-----------------|------------------------|-------------------|-------------------------|-----------------|-------------|----------|
| 10520.000 | 38.44 | 12.12 | 39.31 | 41.53 | 52.79 | 54.00 | 1.21 | Peak |

Antenna at Vertical Polarization

| Emission Frequency (MHz) | Antenna Factor (dB/m) | Cable Loss (dB) | Preamplifier Gain (dB) | Read Level (dBμV) | Emission Level (dBμV/m) | Limits (dBμV/m) | Margin (dB) | Detector |
|--------------------------|-----------------------|-----------------|------------------------|-------------------|-------------------------|-----------------|-------------|----------|
| 10520.000 | 38.44 | 12.12 | 39.31 | 39.12 | 50.38 | 54.00 | 3.62 | Peak |

| | | | |
|------|--------------|------------|------------|
| Mode | 802.11n-HT20 | U-NII Band | 2C |
| | | Frequency | TX 5580MHz |

Antenna at Horizontal Polarization

| Emission Frequency (MHz) | Antenna Factor (dB/m) | Cable Loss (dB) | Preamp Gain (dB) | Read Level (dB μ V) | Emission Level (dB μ V/m) | Limits (dB μ V/m) | Margin (dB) | Detector |
|--------------------------|-----------------------|-----------------|------------------|-------------------------|-------------------------------|-----------------------|-------------|----------|
| 11160.000 | 38.86 | 12.94 | 39.07 | 39.77 | 52.50 | 54.00 | 1.50 | Peak |

Antenna at Vertical Polarization

| Emission Frequency (MHz) | Antenna Factor (dB/m) | Cable Loss (dB) | Preamp Gain (dB) | Read Level (dB μ V) | Emission Level (dB μ V/m) | Limits (dB μ V/m) | Margin (dB) | Detector |
|--------------------------|-----------------------|-----------------|------------------|-------------------------|-------------------------------|-----------------------|-------------|----------|
| 11160.000 | 38.86 | 12.94 | 39.07 | 38.21 | 50.94 | 54.00 | 3.06 | Peak |

| | | | |
|------|--------------|------------|------------|
| Mode | 802.11n-HT20 | U-NII Band | 3 |
| | | Frequency | TX 5785MHz |

Antenna at Horizontal Polarization

| Emission Frequency (MHz) | Antenna Factor (dB/m) | Cable Loss (dB) | Preamp Gain (dB) | Read Level (dB μ V) | Emission Level (dB μ V/m) | Limits (dB μ V/m) | Margin (dB) | Detector |
|--------------------------|-----------------------|-----------------|------------------|-------------------------|-------------------------------|-----------------------|-------------|----------|
| 11570.000 | 39.51 | 13.40 | 39.17 | 39.75 | 53.49 | 54.00 | 0.51 | Peak |

Antenna at Vertical Polarization

| Emission Frequency (MHz) | Antenna Factor (dB/m) | Cable Loss (dB) | Preamp Gain (dB) | Read Level (dB μ V) | Emission Level (dB μ V/m) | Limits (dB μ V/m) | Margin (dB) | Detector |
|--------------------------|-----------------------|-----------------|------------------|-------------------------|-------------------------------|-----------------------|-------------|----------|
| 11570.000 | 39.51 | 13.40 | 39.17 | 37.79 | 51.53 | 54.00 | 2.47 | Peak |

| | | | |
|------|--------------|------------|------------|
| Mode | 802.11n-HT40 | U-NII Band | 1 |
| | | Frequency | TX 5230MHz |

Antenna at Horizontal Polarization

| Emission Frequency (MHz) | Antenna Factor (dB/m) | Cable Loss (dB) | Preamp Gain (dB) | Read Level (dB μ V) | Emission Level (dB μ V/m) | Limits (dB μ V/m) | Margin (dB) | Detector |
|--------------------------|-----------------------|-----------------|------------------|-------------------------|-------------------------------|-----------------------|-------------|----------|
| 10460.000 | 38.44 | 12.04 | 39.37 | 37.83 | 48.94 | 54.00 | 5.06 | Peak |

Antenna at Vertical Polarization

| Emission Frequency (MHz) | Antenna Factor (dB/m) | Cable Loss (dB) | Preamp Gain (dB) | Read Level (dB μ V) | Emission Level (dB μ V/m) | Limits (dB μ V/m) | Margin (dB) | Detector |
|--------------------------|-----------------------|-----------------|------------------|-------------------------|-------------------------------|-----------------------|-------------|----------|
| 10460.000 | 38.44 | 12.04 | 39.37 | 38.28 | 49.39 | 54.00 | 4.61 | Peak |

| | | | |
|------|--------------|------------|------------|
| Mode | 802.11n-HT40 | U-NII Band | 2A |
| | | Frequency | TX 5270MHz |

Antenna at Horizontal Polarization

| Emission Frequency (MHz) | Antenna Factor (dB/m) | Cable Loss (dB) | Preamplifier Gain (dB) | Read Level (dBμV) | Emission Level (dBμV/m) | Limits (dBμV/m) | Margin (dB) | Detector |
|--------------------------|-----------------------|-----------------|------------------------|-------------------|-------------------------|-----------------|-------------|----------|
| 10540.000 | 38.48 | 12.15 | 39.30 | 38.08 | 49.42 | 54.00 | 4.58 | Peak |

Antenna at Vertical Polarization

| Emission Frequency (MHz) | Antenna Factor (dB/m) | Cable Loss (dB) | Preamplifier Gain (dB) | Read Level (dBμV) | Emission Level (dBμV/m) | Limits (dBμV/m) | Margin (dB) | Detector |
|--------------------------|-----------------------|-----------------|------------------------|-------------------|-------------------------|-----------------|-------------|----------|
| 10540.000 | 38.48 | 12.15 | 39.30 | 39.22 | 50.55 | 54.00 | 3.45 | Peak |

| | | | |
|------|--------------|------------|------------|
| Mode | 802.11n-HT40 | U-NII Band | 2C |
| | | Frequency | TX 5550MHz |

Antenna at Horizontal Polarization

| Emission Frequency (MHz) | Antenna Factor (dB/m) | Cable Loss (dB) | Preamplifier Gain (dB) | Read Level (dBμV) | Emission Level (dBμV/m) | Limits (dBμV/m) | Margin (dB) | Detector |
|--------------------------|-----------------------|-----------------|------------------------|-------------------|-------------------------|-----------------|-------------|----------|
| 11100.000 | 38.80 | 12.87 | 39.05 | 38.38 | 50.99 | 54.00 | 3.01 | Peak |

Antenna at Vertical Polarization

| Emission Frequency (MHz) | Antenna Factor (dB/m) | Cable Loss (dB) | Preamplifier Gain (dB) | Read Level (dBμV) | Emission Level (dBμV/m) | Limits (dBμV/m) | Margin (dB) | Detector |
|--------------------------|-----------------------|-----------------|------------------------|-------------------|-------------------------|-----------------|-------------|----------|
| 11100.000 | 38.80 | 12.87 | 39.05 | 38.25 | 50.86 | 54.00 | 3.14 | Peak |

| | | | |
|------|--------------|------------|------------|
| Mode | 802.11n-HT40 | U-NII Band | 3 |
| | | Frequency | TX 5795MHz |

Antenna at Horizontal Polarization

| Emission Frequency (MHz) | Antenna Factor (dB/m) | Cable Loss (dB) | Preamplifier Gain (dB) | Read Level (dBμV) | Emission Level (dBμV/m) | Limits (dBμV/m) | Margin (dB) | Detector |
|--------------------------|-----------------------|-----------------|------------------------|-------------------|-------------------------|-----------------|-------------|----------|
| 11590.000 | 39.57 | 13.42 | 39.18 | 38.66 | 52.46 | 54.00 | 1.54 | Peak |

Antenna at Vertical Polarization

| Emission Frequency (MHz) | Antenna Factor (dB/m) | Cable Loss (dB) | Preamplifier Gain (dB) | Read Level (dBμV) | Emission Level (dBμV/m) | Limits (dBμV/m) | Margin (dB) | Detector |
|--------------------------|-----------------------|-----------------|------------------------|-------------------|-------------------------|-----------------|-------------|----------|
| 11590.000 | 39.57 | 13.42 | 39.18 | 38.60 | 52.41 | 54.00 | 1.59 | Peak |

A.2.3 Emissions in Non-restricted Frequency Bands

Pursuant to KDB 789033 D02 General UNII Test Procedures New Rules v02r01 that emission levels below the 15.209 general radiated emissions limits is not required.

A.3 MAXIMUM OUTPUT POWER

| | | | |
|--------------|-------------------------------|------------|-----------|
| Test Date | 2023/09/25 | Temp./Hum. | 24°C/51% |
| Cable Loss | 0.30dB | Tested By | Kuper Hsu |
| Test Voltage | AC 120V 60Hz (Via AC Adapter) | | |

A.3.1 Average Output Power

| Modulation Type | Centre Frequency (MHz) | Average Output Power (dBm) | | Duty Cycle Factor $10\log(1/X)$ | Max. Average Output Power | | Limit |
|-----------------|------------------------|----------------------------|---------|------------------------------------|---------------------------|-------|----------------------|
| | | Chain 0 | Chain 1 | | (dBm) | (W) | |
| 802.11a | 5180 | 19.75 | -- | N/A | 19.75 | 0.094 | < 0.250W (24 dBm) |
| | 5200 | 18.11 | -- | | 18.11 | 0.065 | |
| | 5240 | 18.12 | -- | | 18.12 | 0.065 | |
| | 5260 | 22.00 | -- | | 22.00 | 0.158 | |
| | 5300 | 22.01 | -- | | 22.01 | 0.159 | |
| | 5320 | 20.32 | -- | | 20.32 | 0.108 | |
| | 5500 | 19.75 | -- | | 19.75 | 0.094 | |
| | 5580 | 21.60 | -- | | 21.60 | 0.145 | |
| | 5700 | 19.02 | -- | | 19.02 | 0.080 | |
| | 5745 | 17.45 | -- | | 17.45 | 0.056 | |
| | 5785 | 21.12 | -- | | 21.12 | 0.129 | < 1W (30dBm) |
| | 5825 | 20.04 | -- | | 20.04 | 0.101 | |

Note: The results have been included cable loss.

| Modulation Type | Centre Frequency (MHz) | Average Output Power (dBm) | | Duty Cycle Factor $10\log(1/X)$ | Total Average Output Power | | Limit |
|-----------------|------------------------|----------------------------|---------|------------------------------------|----------------------------|-------|-----------------------------------|
| | | Chain 0 | Chain 1 | | (dBm) | (W) | |
| 802.11n-HT20 | 5180 | 18.92 | 18.28 | N/A | 21.62 | 0.145 | < 0.173W (22.39 dBm) Note 2 |
| | 5200 | 18.72 | 19.11 | | 21.93 | 0.156 | |
| | 5240 | 18.99 | 19.02 | | 22.02 | 0.159 | |
| | 5260 | 18.95 | 19.04 | | 22.01 | 0.159 | |
| | 5300 | 18.54 | 19.20 | | 21.89 | 0.155 | |
| | 5320 | 17.39 | 18.47 | | 20.97 | 0.125 | |
| | 5500 | 16.05 | 16.66 | | 19.38 | 0.087 | |
| | 5580 | 18.75 | 19.13 | | 21.95 | 0.157 | |
| | 5700 | 14.24 | 15.34 | | 17.84 | 0.061 | |
| | 5745 | 17.60 | 17.68 | | 20.65 | 0.116 | |
| | 5785 | 18.96 | 18.94 | | 21.96 | 0.157 | < 0.690W (28.39 dBm) Note 3 |
| | 5825 | 18.74 | 18.82 | | 21.79 | 0.151 | |

Note: 1. The results have been included cable loss.

2: 802.11n Directional gain is 7.01dBi > 6dBi, the Limit is $24 - (7.61-6) = 22.39$ dBm

3: 802.11n Directional gain is 7.01dBi > 6dBi, the Limit is $30 - (7.61-6) = 28.39$ dBm

Audix Technology Corp.
 No. 491, Zhongfu Rd., Linkou Dist.,
 New Taipei City244, Taiwan

Tel: +886 2 26099301
Fax: +886 2 26099303

| Modulation Type | Centre Frequency (MHz) | Average Output Power (dBm) | | Duty Cycle Factor $10\log(1/X)$ | Total Average Output Power | | Limit |
|-----------------|------------------------|----------------------------|---------|------------------------------------|----------------------------|-------|-----------------------------------|
| | | Chain 0 | Chain 1 | | (dBm) | (W) | |
| 802.11n-HT40 | 5190 | 11.76 | 11.38 | 0.141 | 14.73 | 0.030 | < 0.173W (22.39 dBm) Note 2 |
| | 5230 | 18.85 | 18.66 | | 21.91 | 0.155 | |
| | 5270 | 18.31 | 18.51 | | 21.56 | 0.143 | |
| | 5310 | 12.84 | 13.95 | | 16.58 | 0.045 | |
| | 5510 | 10.77 | 11.34 | | 14.22 | 0.026 | |
| | 5550 | 18.67 | 18.93 | | 21.95 | 0.157 | |
| | 5670 | 15.86 | 16.98 | | 19.61 | 0.091 | |
| | 5755 | 17.63 | 17.61 | | 20.77 | 0.119 | < 0.690W (28.39 dBm) Note 3 |
| | 5795 | 20.47 | 20.22 | | 23.50 | 0.224 | |

Note: 1. The results have been included cable loss.

2: 802.11n Directional gain is 7.01dBi > 6dBi, the Limit is $24 - (7.61-6) = 22.39$ dBm

3: 802.11n Directional gain is 7.01dBi > 6dBi, the Limit is $30 - (7.61-6) = 28.39$ dBm

● Original FCC ID Average Output Power

| Modulation Type | Centre Frequency (MHz) | Average Output Power (dBm) | | Duty Cycle Factor 10log(1/X) | Max. Average Output Power | |
|-----------------|------------------------|----------------------------|---------|---------------------------------|---------------------------|-------|
| | | Chain 0 | Chain 1 | | (dBm) | (W) |
| 802.11a | 5180 | 20.02 | -- | N/A | 20.02 | 0.100 |
| | 5200 | 18.29 | -- | | 18.29 | 0.067 |
| | 5240 | 18.21 | -- | | 18.21 | 0.066 |
| | 5260 | 22.13 | -- | | 22.13 | 0.163 |
| | 5300 | 22.08 | -- | | 22.08 | 0.161 |
| | 5320 | 20.74 | -- | | 20.74 | 0.119 |
| | 5500 | 20.91 | -- | | 20.91 | 0.123 |
| | 5580 | 21.79 | -- | | 21.79 | 0.151 |
| | 5700 | 19.14 | -- | | 19.14 | 0.082 |
| | 5745 | 17.72 | -- | | 17.72 | 0.059 |
| | 5785 | 21.26 | -- | | 21.26 | 0.134 |
| | 5825 | 20.35 | -- | | 20.35 | 0.108 |

| Modulation Type | Centre Frequency (MHz) | Average Output Power (dBm) | | Duty Cycle Factor 10log(1/X) | Total Average Output Power | |
|-----------------|------------------------|----------------------------|---------|---------------------------------|----------------------------|-------|
| | | Chain 0 | Chain 1 | | (dBm) | (W) |
| 802.11n-HT20 | 5180 | 19.81 | 19.34 | N/A | 22.59 | 0.182 |
| | 5200 | 19.42 | 19.51 | | 22.48 | 0.177 |
| | 5240 | 19.20 | 20.03 | | 22.65 | 0.184 |
| | 5260 | 19.02 | 20.07 | | 22.59 | 0.182 |
| | 5300 | 19.08 | 19.82 | | 22.48 | 0.177 |
| | 5320 | 19.23 | 20.13 | | 22.71 | 0.187 |
| | 5500 | 19.07 | 19.79 | | 22.46 | 0.176 |
| | 5580 | 19.45 | 19.91 | | 22.70 | 0.186 |
| | 5700 | 18.62 | 19.14 | | 21.90 | 0.155 |
| | 5745 | 17.54 | 18.19 | | 20.89 | 0.123 |
| | 5785 | 18.80 | 19.55 | | 22.20 | 0.166 |
| | 5825 | 18.52 | 19.34 | | 21.96 | 0.157 |

| Modulation Type | Centre Frequency (MHz) | Average Output Power (dBm) | | Duty Cycle Factor 10log(1/X) | Total Average Output Power | |
|-----------------|------------------------|----------------------------|---------|---------------------------------|----------------------------|-------|
| | | Chain 0 | Chain 1 | | (dBm) | (W) |
| 802.11n-HT40 | 5190 | 14.66 | 14.02 | N/A | 17.36 | 0.054 |
| | 5230 | 19.54 | 19.87 | | 22.72 | 0.187 |
| | 5270 | 19.01 | 19.72 | | 22.39 | 0.173 |
| | 5310 | 17.97 | 19.39 | | 21.75 | 0.150 |
| | 5510 | 15.58 | 16.44 | | 19.04 | 0.080 |
| | 5550 | 19.07 | 19.32 | | 22.21 | 0.166 |
| | 5670 | 19.03 | 19.22 | | 22.14 | 0.164 |
| | 5755 | 17.13 | 18.33 | | 20.78 | 0.120 |
| | 5795 | 20.56 | 21.08 | | 23.84 | 0.242 |

A.4 POWER SPECTRAL DENSITY

| | | | |
|--------------|-------------------------------|------------|-----------|
| Test Date | 2023/09/25 | Temp./Hum. | 24°C/51% |
| Cable Loss | 0.50dB | Tested By | Kuper Hsu |
| Test Voltage | AC 120V 60Hz (Via AC Adapter) | | |

A.4.1 Power Spectral Density Result

| Modulation Type | Centre Frequency (MHz) | Power Spectral Density (dBm/1MHz) | | Duty Cycle Factor $10\log(1/X)$ | Max. Power Spectral Density (dBm/1MHz) Note 3 | Limit |
|-----------------|------------------------|-----------------------------------|---------|------------------------------------|--|------------|
| | | Chain 0 | Chain 1 | | | |
| 802.11a | 5180 | 8.200 | -- | N/A | 8.200 | 11 dBm/MHz |
| | 5200 | 5.728 | -- | | 5.728 | |
| | 5240 | 5.487 | -- | | 5.487 | |
| | 5260 | 10.184 | -- | | 10.184 | |
| | 5300 | 9.370 | -- | | 9.370 | |
| | 5320 | 7.297 | -- | | 7.297 | |
| | 5500 | 6.952 | -- | | 6.952 | |
| | 5580 | 7.824 | -- | | 7.824 | |
| | 5700 | 6.477 | -- | 6.477 | | |

| Modulation Type | Centre Frequency (MHz) | Power Spectral Density (dBm/500kHz) | | Duty Cycle Factor $10\log(1/X)$ | Max. Power Spectral Density (dBm/500kHz) Note 4 | Limit |
|-----------------|------------------------|-------------------------------------|---------|------------------------------------|--|----------------|
| | | Chain 0 | Chain 1 | | | |
| 802.11a | 5745 | 1.086 | -- | N/A | 1.086 | 30 dBm/500 kHz |
| | 5785 | 5.676 | -- | | 5.676 | |
| | 5825 | 4.391 | -- | | 4.391 | |

- Note :1. All results have been included cable loss.
 2. BWCF 7dB (100kHz converted to 500kHz) has been included in the test result.
 For UNII Band 3, Ref Offset of measured plot: Cable Loss (dB) + BWCF (dB)= 0.5dB+7dB=7.5dB
 3. Max. Power Spectral Density (dBm/1MHz) = Max of each PSD (dBm/1MHz) + Duty Cycle Factor(dB) when duty cycle is less than 98%.
 4. Max. Power Spectral Density (dBm/500kHz) = Max of each PSD (dBm/500kHz) + Duty Cycle Factor(dB) when duty cycle is less than 98%.

| Modulation Type | Centre Frequency (MHz) | Power Spectral Density (dBm/1MHz) | | Duty Cycle Factor $10\log(1/X)$ | Total Power Spectral Density (dBm/1MHz) Note 3 | Limit |
|-----------------|------------------------|-----------------------------------|---------|---------------------------------|---|------------|
| | | Chain 0 | Chain 1 | | | |
| 802.11n-HT20 | 5180 | 5.505 | 5.632 | N/A | 8.58 | 11 dBm/MHz |
| | 5200 | 5.483 | 6.051 | | 8.79 | |
| | 5240 | 5.473 | 5.913 | | 8.71 | |
| | 5260 | 5.461 | 6.177 | | 8.84 | |
| | 5300 | 5.476 | 6.420 | | 8.98 | |
| | 5320 | 4.432 | 5.652 | | 8.09 | |
| | 5500 | 3.036 | 3.515 | | 6.29 | |
| | 5580 | 5.585 | 5.874 | | 8.74 | |
| | 5700 | 1.725 | 1.595 | | 4.67 | |

| Modulation Type | Centre Frequency (MHz) | Power Spectral Density (dBm/500kHz) | | Duty Cycle Factor $10\log(1/X)$ | Total Power Spectral Density (dBm/500kHz) Note 4 | Limit |
|-----------------|------------------------|-------------------------------------|---------|---------------------------------|---|----------------|
| | | Chain 0 | Chain 1 | | | |
| 802.11n-HT20 | 5745 | 3.410 | 3.976 | N/A | 6.71 | 30 dBm/500 kHz |
| | 5785 | 4.654 | 4.924 | | 7.80 | |
| | 5825 | 4.358 | 5.304 | | 7.87 | |

Note :1. All results have been included cable loss.

2. BWCF 7dB (100kHz converted to 500kHz) has been included in the test result.
 For UNII Band 3, Ref Offset of measured plot: Cable Loss (dB) + BWCF (dB)= 0.5dB+7dB=7.5dB
3. According to KDB 662911 D01 E)2)a), Total Power Spectral Density (dBm/1MHz) = Sum to individual PSD (dBm/1MHz) + Duty Cycle Factor (dB) when duty cycle is less than 98%.
4. According to KDB 662911 D01 E)2)a), Total Power Spectral Density (dBm/500kHz) = Sum to individual PSD (dBm/500kHz) + Duty Cycle Factor (dB) when duty cycle is less than 98%.

| Modulation Type | Centre Frequency (MHz) | Power Spectral Density (dBm/1MHz) | | Duty Cycle Factor $10\log(1/X)$ | Total Power Spectral Density (dBm/1MHz) Note 3 | Limit |
|-----------------|------------------------|-----------------------------------|---------|------------------------------------|---|------------|
| | | Chain 0 | Chain 1 | | | |
| 802.11n-HT40 | 5190 | -3.013 | -3.205 | 0.141 | 0.04 | 11 dBm/MHz |
| | 5230 | 5.610 | 4.458 | | 8.22 | |
| | 5270 | 3.277 | 3.592 | | 6.59 | |
| | 5310 | -2.645 | -1.991 | | 0.85 | |
| | 5510 | -5.397 | -4.352 | | -1.69 | |
| | 5550 | 3.055 | 3.364 | | 6.36 | |
| | 5670 | 0.179 | 1.412 | | 3.99 | |

| Modulation Type | Centre Frequency (MHz) | Power Spectral Density (dBm/500kHz) | | Duty Cycle Factor $10\log(1/X)$ | Total Power Spectral Density (dBm/500kHz) Note 4 | Limit |
|-----------------|------------------------|-------------------------------------|---------|------------------------------------|---|----------------|
| | | Chain 0 | Chain 1 | | | |
| 802.11n-HT40 | 5755 | 0.506 | 1.260 | 0.141 | 4.05 | 30 dBm/500 kHz |
| | 5795 | 2.655 | 3.029 | | 6.00 | |

Note :1. All results have been included cable loss.

2. BWCF 7dB (100kHz converted to 500kHz) has been included in the test result.
 For UNII Band 3, Ref Offset of measured plot: Cable Loss (dB) + BWCF (dB)= 0.5dB+7dB=7.5dB
3. According to KDB 662911 D01 E)2)a), Total Power Spectral Density (dBm/1MHz) = Sum to individual PSD (dBm/1MHz) + Duty Cycle Factor (dB) when duty cycle is less than 98%.
4. According to KDB 662911 D01 E)2)a), Total Power Spectral Density (dBm/500kHz) = Sum to individual PSD (dBm/500kHz) + Duty Cycle Factor (dB) when duty cycle is less than 98%.

A.4.2 Measurement Plots

