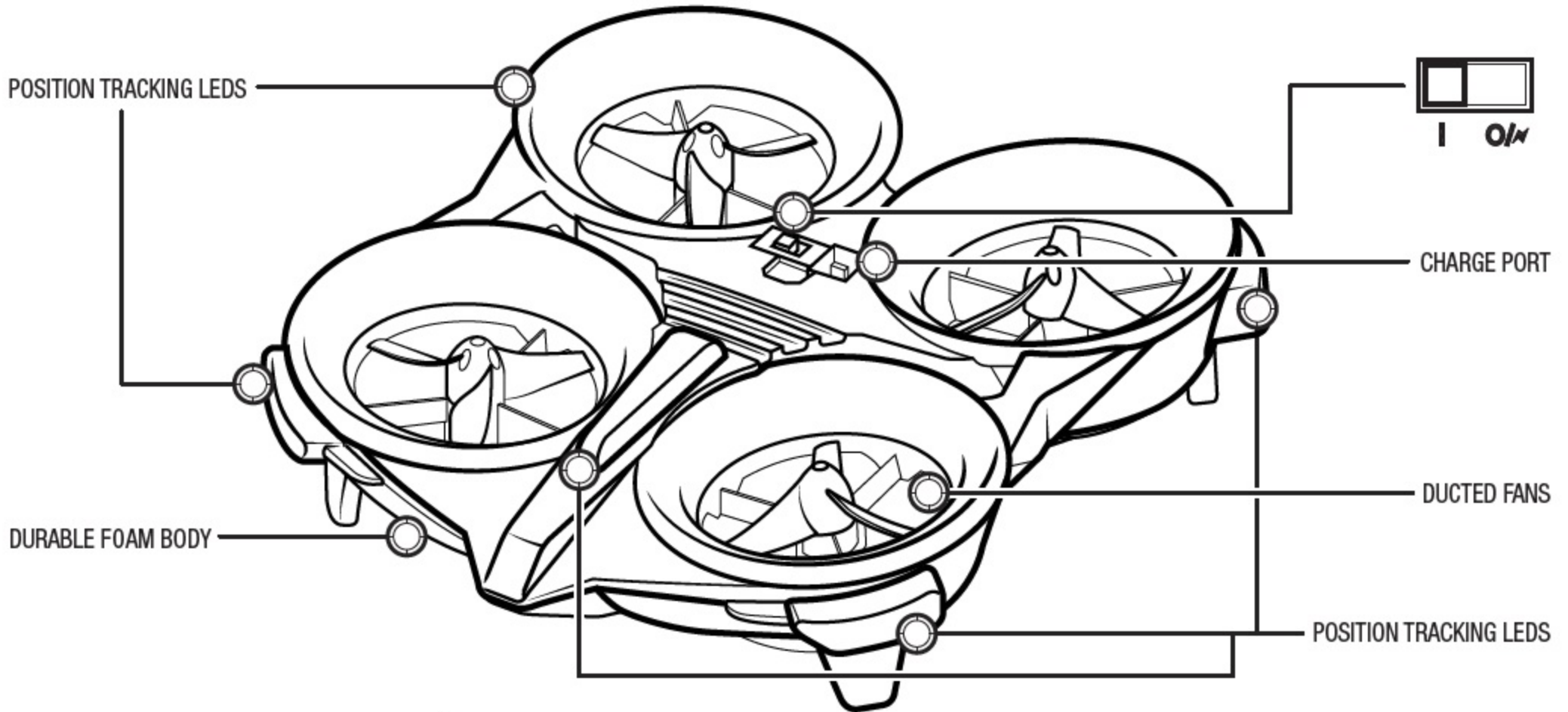




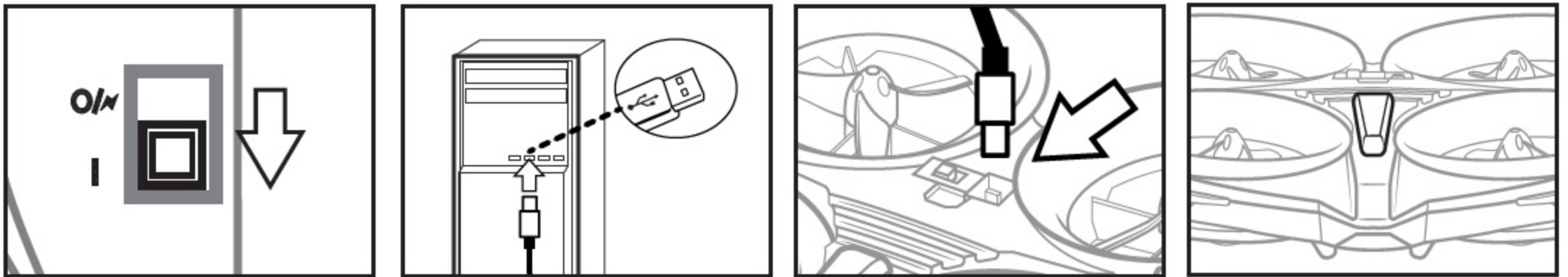
# CONNECT MISSION DRONE™

10+ YRS

## INSTRUCTION GUIDE



### HOW TO CHARGE



1. Turn OFF the Connect Mission Drone™.

2. Attach USB cable to computer.

3. Carefully plug the USB cable into the Connect Mission Drone™.

4. When fully charged vehicle light turns off.

### CONNECT MISSION DRONE™ APP INSTALLATION

#### GET THE APP:

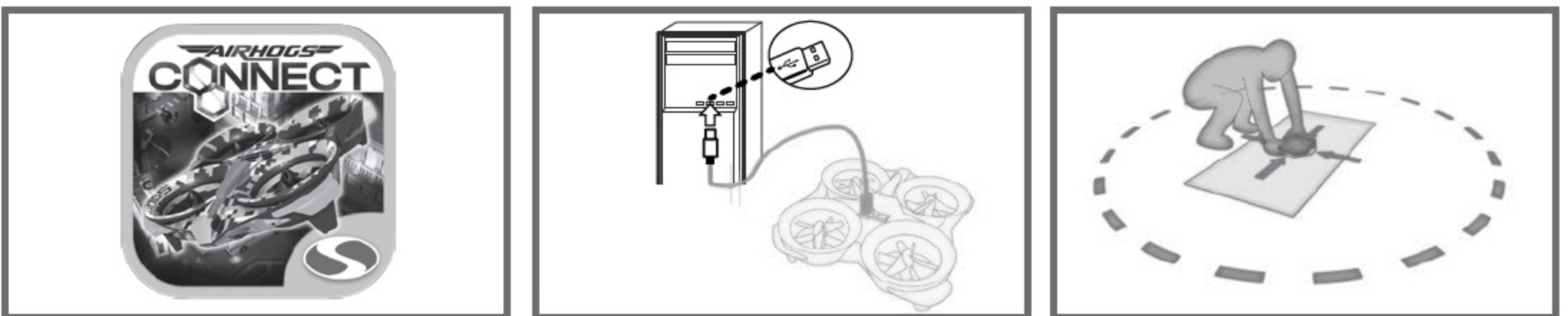
Go to the app provider of your choice on your smart device and search for: "AIR HOGS CONNECT MISSION DRONE App".

### NEED HELP?

#### ACCESS THE IN APP HELP AND TROUBLESHOOTING SECTION:

1. Launch the "AIR HOGS CONNECT MISSION DRONE" App.
2. Go to the main menu.
3. Select "Settings".
4. Select the "Help" button.

### HOW TO INITIALIZE



1. Download the "Air Hogs Connect Mission Drone" app.

2. Ensure your drone is fully charged before playing.

3. Place the mat on the floor in a clear area. Put the drone in the center of the mat.



4. Turn ON your Air Hogs Connect Mission Drone™.

5. "Launch app. Tap the "Connect Drone" button and then proceed to Training."

6. After connecting your drone, step into the play area and begin the mission!

**WARNING:**  
CHOKING HAZARD – Small parts.  
Not for children under 3 years.

**CAUTION:**  
HAIR ENTANGLEMENT –  
Tie back and cover hair and secure  
loose clothing prior to play.



**DO NOT RETURN TO THE STORE.**

NORTH AMERICA – 1-800-622-8339,  
CUSTOMERCARE@SPINMASTER.COM

UK – 0800 206 1191, SERVICEUK@SPINMASTER.COM  
IRELAND - 1800 992 249

[WWW.SPINMASTER.COM](http://WWW.SPINMASTER.COM)

BC





# CONTENTS :

1 x CONNECT MISSION DRONE™



1 x PLAY MAT (19.68" x 39.7") (50 cm x 100cm)



1 x USB charge cable



1 x Instruction Guide



## Charge Status

OFF




ON



Charging



Charging Complete



**Note:** Device compartment in the carry case is for storage only. Does not provide protection.

**Spin Master Ltd. is not responsible for any damage caused to electronic devices through improper use.**

For "TROUBLESHOOTING" questions and solutions, please visit our website:  
[www.airhogs.com](http://www.airhogs.com)

**NOTE:** If normal function of the product is disturbed or interrupted, strong electro-magnetic interference may be causing the issue. To reset product, turn it completely off, then turn it back on. If normal operation does not resume, move the product to another location and try again. To ensure normal performance, change the batteries, as low batteries may not allow full function.

**Safety Precautions:** - Keep hands, hair and loose clothing away from the rotors when power switch is turned ON. - Turn off controller and drone when not in use. - Remove battery(s) from controller when not in use. - Parental guidance is recommended for the flight. - Keep your drone in your sight so that you can supervise it all the time. - New alkaline batteries are recommended for use in controller to obtain maximum performance. - Users should keep strict accordance with the instruction manual while operating the product. - Your controller/charger is tailor-made for the LiPo rechargeable battery used in your Connect Mission Drone™. Do not use it to charge any battery other than that in the drone.

**Note:** Parental guidance is recommended when installing or replacing batteries. Under the environment with electrostatic discharge, the toy may malfunction and require user to reset the toy.

**Special Note to Adults:** Regularly examine for damage to the plug, enclosure and other parts. In the event of any damage, the toy must not be used with the controller until the damage has been repaired. This toy is not intended for children under 3 years old. This toy must only be used with the recommended controller.

**Care and Maintenance:** Always remove batteries from the toy when it is not being used for a long period of time (controller/charger only). Wipe the toy gently with a clean damp cloth. Keep the toy away from direct heat. Do not submerge the toy in water. This can damage the electronic assemblies.

**This toy is equipped with a Lithium Polymer battery. SPECIAL LiPo BATTERY INSTRUCTIONS:** Never charge battery unattended. - Charge battery in an isolated area. Keep away from flammable materials. - Do not expose to direct sunlight. There is a risk of the batteries exploding, overheating, or igniting. - Do not disassemble, modify, heat, or short circuit the batteries. Do not place them in fires or leave them in hot places. - Do not drop or subject to strong impacts. - Do not allow the batteries to get wet. - Only charge the batteries with the specified Spin Master™ battery charger. - Only use the batteries in the device specified by Spin Master™. - Carefully read the instruction guide and use the batteries correctly. - In the unlikely event of leakage or explosion use sand or a chemical fire extinguisher for the battery. - Batteries must be recycled or disposed of properly.

**PRODUCT BATTERY REMOVAL INSTRUCTIONS:** Internal battery is factory installed, product disassembly and battery removal must be performed by an adult. Do not puncture, cut, tear, compress or deform product during disassembly. Ensure product is turned off, then use a screwdriver to remove all screws. Separate product body halves to expose internal electronics. When battery is visible in its entirety use scissors to cut a single battery wire, immediately wrap the cut wire end with tape to isolate it, repeat until all battery wires are cut and isolated, and the battery is free from the rest of the product. Dispose of battery in accordance with your local battery recycling or disposal laws.

**NOTE:** Opening of product and/or removal of battery will render product inoperative and voids manufacturer warranties, dispose of remaining product components in accordance with local laws.

\*Requires free app download to operate. Search for "AIR HOGS CONNECT MISSION DRONE" on Google Play™ or the App Store®. For more info visit [www.airhogs.com](http://www.airhogs.com).

**DOWNLOAD FREE APP\***

\*MAY NOT WORK WITH ALL DEVICES. Compatible with iPad® 3 and greater, iPhone® 5S and greater, iPod Touch® 6G and greater and select Android™ devices (sold separately). Check [connect.airhogs.com](http://connect.airhogs.com) for a list of compatible devices and system requirements, to determine if your device is compatible. Spin Master reserves the right to withdraw the application at any given time and without notice. Spin Master reserves the right to discontinue the website [www.airhogs.com](http://www.airhogs.com) at any time. Spin Master is not responsible for any damage caused to electronic devices through improper use. Android, Google Play and the Google Play logo are trademarks of Google Inc. Apple, the Apple logo, iPad and iPhone are trademarks of Apple Inc., registered in the U.S. and other countries. App Store is a service mark of Apple Inc.

Apple is not responsible for the operation of this device or its compliance with safety and regulatory standards.

CAN ICES-3(B)/NMB-3(B)



FCC Statement: This device complies with Part 15 of the FCC rules. Operation is subject to the following two conditions: (1) This device may not cause harmful interference, and (2) This device must accept any interference received, including interference that may cause undesired operation. This equipment has been tested and found to comply with the limits for Class B digital devices pursuant to Part 15 of the FCC rules. These limits are designed to provide reasonable protection against harmful interference to radio communications. This equipment generates, uses and can radiate radio frequency energy and, if not installed and used in accordance with the instruction, may cause harmful interference to radio communication. However, there is no guarantee that interference will not occur in a particular installation. If this toy does cause interference to radio or television reception (you can

check this by turning the toy off and on while listening for the interference), one or more of the following measures may be useful: • Reorient or relocate the receiving antenna • Increase the separation between the toy and the radio or the TV • Consult the dealer or an experienced TV-radio technician for help. Shielded cables must be used with this unit to ensure compliance with the Class B FCC limits. **NOTE:** Changes, adjustments or modifications to this unit, including but not limited to, replacement of any transmitter component (crystal, semiconductor, etc.) could result in a violation of FCC rules under part 15 and/or 95 and must be expressly approved by Spin Master Ltd. or they could void the user's authority to operate the equipment.

This device complies with Industry Canada Licence-exempt RSSs. Operation is subject to the following two conditions: (1) this device may not cause harmful interference, and (2) this device must accept any interference, including interference that may cause undesired operation of the device.

Le présent appareil est conforme aux CNR d'Industrie Canada applicables aux appareils radio exempts de licence. L'exploitation est autorisée aux deux conditions suivantes : (1) l'appareil ne doit pas produire de brouillage, et (2) l'utilisateur de l'appareil doit accepter tout brouillage radioélectrique subi, même si le brouillage est susceptible d'en compromettre le fonctionnement.

This equipment complies with the FCC RF radiation exposure limits set forth for an uncontrolled environment. This equipment should be installed and operated with a minimum distance of 20 centimeters between the radiator and your body.



Contains 1 x 3.7V 350 mAh LiPo battery pack. Batteries or battery packs must be recycled or disposed of properly. When this product has reached the end of its useful life it should not be disposed of with other household waste. The Waste Electrical and Electronic Equipment Regulations require it to be separately collected so that it can be treated using the best available recovery and recycling techniques. This will minimize the impact on the environment and human health from soil and water contamination by any hazardous substances, decrease the resources required to make new products and avoid using up landfill space. Please do your part by keeping this product out of the municipal waste stream! The "wheelie bin" symbol means that it should be collected as "waste electrical and electronic equipment". You can return an old product to your retailer when you buy a similar new one. For other options, please contact your local council.



### Battery requirement for toy.

Power Supply: ———

Rating: DC 3.7 V, 350 mAh

Batteries: 1 x 3.7 V 350 mAh LiPo Rechargeable Battery Pack

Requires 1 x 3.7 V LiPo Rechargeable Battery Pack (included)

**WARNING:** Not suitable for children under 8 years of age.

**Before first use:** Read the user's information together with your child.

Do not change or modify anything on the toy.

Flying the toy requires skill and children must be trained under the direct supervision of an adult.

To be used indoors only in domestic area (house).

**⚠ WARNING: IF ROTOR(S) BECOME DAMAGED OR BROKEN, DO NOT FLY. FLYING WITH BROKEN ROTOR(S) MAY CAUSE DAMAGE OR LEAD TO INJURY.**

SPIN MASTER LTD., 450 FRONT STREET WEST, TORONTO, ON M5V 1B6 CANADA  
Customer Care: 1-800-622-8339 Email: [customer-care@spinmaster.com](mailto:customer-care@spinmaster.com)

Imported into EU by:

SPIN MASTER INTERNATIONAL, S.A.R.L., 16 AVENUE PASTEUR, L-2310, LUXEMBOURG  
[www.spinmaster.com](http://www.spinmaster.com)

TM & © Spin Master Ltd. All rights reserved. Remove all packaging before use. Retain this information, addresses and phone numbers for future reference. Content may vary from pictures. An adult should periodically check this toy to ensure no damage or hazards exist, if so, remove from use. Children should be supervised during play. Spin Master reserves the right to discontinue use of the [www.airhogs.com](http://www.airhogs.com) website at any time. MADE IN CHINA

20063629 REV 0

T44496\_0002\_20063629\_GEN\_IS\_R1R1



Spin Master International SARL, hereby declares that this toy is in compliance with the essential requirements and other relevant provisions of Directive 1999/5/EC. A copy of the declaration of conformity can be requested through [customer-care@spinmaster.com](mailto:customer-care@spinmaster.com) or SPIN MASTER INTERNATIONAL S.A.R.L., 16 Avenue Pasteur, L-2310, Luxembourg.

[www.airhogs.com](http://www.airhogs.com)

⚠ Warning: CHOKING HAZARD – Small Parts.



AIRHOGS.COM