

Issuing Laboratory:
Intertek Testing Services Hong Kong Limited

Hong Kong Accreditation Service (HKAS) has accredited this laboratory under the Hong Kong Laboratory Accreditation Scheme (HOKLAS) for specific laboratory activities as listed in the HOKLAS directory of accredited laboratories. The results shown in this report were determined by this laboratory in accordance with its terms of accreditation.



TEST REPORT

Report No.: 13041644HKG-003

Spin Master Toys Far East Ltd.

Application
For
Certification
(Original Grant)
(FCC ID: PQN44490RX2G4)

Transceiver

Prepared and Checked by:

A handwritten signature in black ink, appearing to read 'Wong Kwok Yeung', is written over a horizontal line.

Wong Kwok Yeung, Kenneth
Lead Engineer

Approved by:

A handwritten signature in black ink, appearing to read 'Chan Chi Hung', is written over a horizontal line.

Chan Chi Hung, Terry
Assistant Supervisor
Date: June 18, 2013

- The test report only allows to be revised within the retention period unless further standard or the requirement was noticed.
- This report is for the exclusive use of Intertek's Client and is provided pursuant to the agreement between Intertek and its Client. Intertek's responsibility and liability are limited to the terms and conditions of the agreement. Intertek assumes no liability to any party, other than to the Client in accordance with the agreement, for any loss, expense or damage occasioned by the use of this report. Only the Client is authorized to permit copying or distribution of this report and then only in its entirety. Any use of the Intertek name or one of its marks for the sale or advertisement of the tested material, product or service must first be approved in writing by Intertek. The observations and test results in this report are relevant only to the sample tested. This report by itself does not imply that the material, product, or service is or has ever been under an Intertek certification program.

Issuing Laboratory:
Intertek Testing Services Hong Kong Limited

Hong Kong Accreditation Service (HKAS) has accredited this laboratory under the Hong Kong Laboratory Accreditation Scheme (HOKLAS) for specific laboratory activities as listed in the HOKLAS directory of accredited laboratories. The results shown in this report were determined by this laboratory in accordance with its terms of accreditation.



GENERAL INFORMATION

Spin Master Toys Far East Ltd.
BRAND NAME: Spin Master Ltd., MODEL: 44490RX
1030002, 6022295
FCC ID: PQN44490RX2G4

Grantee:	Spin Master Toys Far East Ltd.
Grantee Address:	Room 1113A, 11/F., Chinachem Golden Plaza, 77 Mody Road, Tsim Sha Tsui East, Kowloon, Hong Kong.
Contact Person:	Andy Wong
Tel:	(86) 0769-81080068
Fax:	(86) 0769-82207100
e-mail:	N/A
Manufacturer:	Spin Master Toys
Manufacturer Address:	Room 1113A, 11/F., Chinachem Golden Plaza, 77 Mody Road, Tsim Sha Tsui East, Kowloon, Hong Kong.
Brand Name:	Spin Master Ltd.
Model:	44490RX
Additional Model:	1030002, 6022295
Type of EUT:	Transceiver
Description of EUT:	Black Hawk Heli (Date Code: 30418ASL)
Serial Number:	N/A
FCC ID:	PQN44490RX2G4
Date of Sample Submitted:	April 29, 2013
Date of Test:	April 29, 2013 to May 20, 2013
Report No.:	13041644HKG-003
Report Date:	June 18, 2013
Environmental Conditions:	Temperature: +10 to 40°C Humidity: 10 to 90%

Issuing Laboratory:
Intertek Testing Services Hong Kong Limited

Hong Kong Accreditation Service (HKAS) has accredited this laboratory under the Hong Kong Laboratory Accreditation Scheme (HOKLAS) for specific laboratory activities as listed in the HOKLAS directory of accredited laboratories. The results shown in this report were determined by this laboratory in accordance with its terms of accreditation.



SUMMARY OF TEST RESULT

Spin Master Toys Far East Ltd.
BRAND NAME: Spin Master Ltd., MODEL: 44490RX
1030002, 6022295
FCC ID: PQN44490RX2G4

TEST SPECIFICATION	REFERENCE	RESULTS
Transmitter Field Strength and Bandwidth Requirement	15.249	Pass

The equipment under test is found to be complying with the following standards:
FCC Part 15, October 1, 2011 Edition

- Note: 1. The EUT uses a permanently attached antenna which, in accordance to section 15.203, is considered sufficient to comply with the provisions of this section.
2. Pursuant to FCC part 15 Section 15.215(c), the 20 dB bandwidth of the emission was contained within the frequency band designated (mentioned as above) which the EUT operated. The effects, if any, from frequency sweeping, frequency hopping, other modulation techniques and frequency stability over expected variations in temperature and supply voltage were considered.

Issuing Laboratory:
Intertek Testing Services Hong Kong Limited

Hong Kong Accreditation Service (HKAS) has accredited this laboratory under the Hong Kong Laboratory Accreditation Scheme (HOKLAS) for specific laboratory activities as listed in the HOKLAS directory of accredited laboratories. The results shown in this report were determined by this laboratory in accordance with its terms of accreditation.



Table of Contents

1.0	<u>General Description</u>	1
1.1	Product Description	1
1.2	Related Submittal(s) Grants	1
1.3	Test Methodology	1
1.4	Test Facility	1
2.0	<u>System Test Configuration</u>	2
2.1	Justification	2
2.2	EUT Exercising Software	2
2.3	Special Accessories	2
2.4	Equipment Modification	2
2.5	Measurement Uncertainty	2
2.6	Support Equipment List and Description	2
3.0	<u>Emission Results</u>	3
3.1	Field Strength Calculation	3
3.2	Radiated Emission Configuration Photograph	4
3.3	Radiated Emission Data	4
4.0	<u>Equipment Photographs</u>	8
5.0	<u>Product Labelling</u>	8
6.0	<u>Technical Specifications</u>	8
7.0	<u>Instruction Manual</u>	8
8.0	<u>Miscellaneous Information</u>	9
8.1	Measured Bandwidth / RF Output Signal	9
8.2	Discussion of Pulse Desensitization	12
8.3	Calculation of Average Factor	12
8.4	Emissions Test Procedures	14
9.0	<u>Equipment List</u>	16

Issuing Laboratory:
Intertek Testing Services Hong Kong Limited

Hong Kong Accreditation Service (HKAS) has accredited this laboratory under the Hong Kong Laboratory Accreditation Scheme (HOKLAS) for specific laboratory activities as listed in the HOKLAS directory of accredited laboratories. The results shown in this report were determined by this laboratory in accordance with its terms of accreditation.



1.0 General Description

1.1 Product Description

The Equipment Under Test (EUT) is a 2.4GHz Transceiver (Helicopter Unit) for a RC helicopter operating at 2402 – 2477.5 with 0.5 MHz channel spacing. The EUT is powered by 1 X3.7V rechargeable battery (Li-Poly). After switch on the EUT and paired with controller, the EUT can be controlled to fly forward, backward, turning left, right direction and turn on a LED by the corresponding controller. To charge the internal battery in the helicopter, plug the charging connector from the controller into the charging jack on the helicopter for starting the charge process.

The Model: 1030002, 6022295 are the same as the Model: 44490RX in hardware aspect. The difference in model number and out casing serves as marketing strategy.

Antenna Type : Internal, Integral

For electronic filing, the brief circuit description is saved with filename: descri.pdf.

1.2 Related Submittal(s) Grants

The Certification procedure of transceiver for this transceiver (with FCC ID: PQN44438TX2G4) is being processed at the same time of this application.

1.3 Test Methodology

Radiated emission measurements were performed according to the procedures in ANSI C63.4 (2009). All radiated measurements were performed in an Open Area Test Site. Preliminary scans were performed in the Open Area Test Site only to determine worst case modes. All radiated tests were performed at an antenna to EUT distance of 3 meters, unless stated otherwise in the “**Justification Section**” of this Application.

1.4 Test Facility

The open area test site and conducted measurement facility used to collect the radiated data is located at Garment Centre, 576 Castle Peak Road, Kowloon, Hong Kong. This test facility and site measurement data have been placed on file with the FCC.

Issuing Laboratory:
Intertek Testing Services Hong Kong Limited

Hong Kong Accreditation Service (HKAS) has accredited this laboratory under the Hong Kong Laboratory Accreditation Scheme (HOKLAS) for specific laboratory activities as listed in the HOKLAS directory of accredited laboratories. The results shown in this report were determined by this laboratory in accordance with its terms of accreditation.



2.0 **System Test Configuration**

2.1 Justification

The system was configured for testing in a typical fashion (as a customer would normally use it), and in the confines as outlined in ANSI C63.4 (2009).

The device was powered by 1 x 3.7V Lithium Rechargeable Battery Pack.

For maximizing emissions, the EUT was rotated through 360°, the antenna height was varied from 1 meter to 4 meters above the ground plane, and the antenna polarization was changed. This step by step procedure for maximizing emissions led to the data reported in Exhibit 3.0.

The unit was operated standalone and placed in the center of the turntable.

The equipment under test (EUT) was configured for testing in a typical fashion (as a customer would normally use it). The EUT was mounted to a plastic stand if necessary and placed on the wooden turntable, which enabled the engineer to maximize emissions through its placement in the three orthogonal axes.

2.2 EUT Exercising Software

There was no special software to exercise the device. Once the unit is powered up, it transmits the RF signal continuously.

2.3 Special Accessories

There are no special accessories necessary for compliance of this product.

2.4 Equipment Modification

Any modifications installed previous to testing by Spin Master Toys Far East Ltd. will be incorporated in each production model sold/leased in the United States.

No modifications were installed by Intertek Testing Services Hong Kong Ltd.

2.5 Measurement Uncertainty

When determining of the test conclusion, the Measurement Uncertainty of test has been considered.

2.6 Support Equipment List and Description

N/A.

Issuing Laboratory:
Intertek Testing Services Hong Kong Limited

Hong Kong Accreditation Service (HKAS) has accredited this laboratory under the Hong Kong Laboratory Accreditation Scheme (HOKLAS) for specific laboratory activities as listed in the HOKLAS directory of accredited laboratories. The results shown in this report were determined by this laboratory in accordance with its terms of accreditation.



3.0 Emission Results

Data is included of the worst case configuration (the configuration which resulted in the highest emission levels). A sample calculation, configuration photographs and data tables of the emissions are included.

3.1 Field Strength Calculation

The field strength is calculated by adding the Antenna Factor and Cable Factor, and subtracting the Amplifier Gain (if any), Average Factor (optional) from the measured reading. The basic equation with a sample calculation is as follows:

$$FS = RA + AF + CF - AG - AV$$

- where FS = Field Strength in dBμV/m
- RA = Receiver Amplitude (including preamplifier) in dBμV
- CF = Cable Attenuation Factor in dB
- AF = Antenna Factor in dB
- AG = Amplifier Gain in dB
- AV = Average Factor in dB

In the following table(s), the reading shown on the data table reflects the preamplifier gain. An example for the calculations in the following table is as follows:

$$FS = RR + LF$$

- where FS = Field Strength in dBμV/m
- RR = RA - AG - AV in dBμV
- LF = CF + AF in dB

Assume a receiver reading of 52.0 dBμV is obtained. The antenna factor of 7.4 dB and cable factor of 1.6 dB are added. The amplifier gain of 29 dB and average factor of 5 dB are subtracted, giving a field strength of 27 dBμV/m. This value in dBμV/m was converted to its corresponding level in μV/m.

RA = 52.0 dBμV/m	
AF = 7.4 dB	RR = 18.0 dBμV
CF = 1.6 dB	LF = 9.0 dB
AG = 29.0 dB	
AV = 5.0 dB	
FS = RR + LF	
FS = 18 + 9 = 27 dBμV/m	

$$\text{Level in } \mu\text{V/m} = \text{Common Antilogarithm } [(27 \text{ dB}\mu\text{V/m})/20] = 22.4 \mu\text{V/m}$$

Issuing Laboratory:
Intertek Testing Services Hong Kong Limited

Hong Kong Accreditation Service (HKAS) has accredited this laboratory under the Hong Kong Laboratory Accreditation Scheme (HOKLAS) for specific laboratory activities as listed in the HOKLAS directory of accredited laboratories. The results shown in this report were determined by this laboratory in accordance with its terms of accreditation.



3.2 Radiated Emission Configuration Photograph

The worst case in radiated emission was found at 4880.000 MHz

For electronic filing, the worst case radiated emission configuration photographs are saved with filename: radiated photos.pdf.

3.3 Radiated Emission Data

The data on the following page lists the significant emission frequencies, the limit and the margin of compliance. Numbers with a minus sign are below the limit.

Judgment: Passed by 8.5 dB

Issuing Laboratory:
Intertek Testing Services Hong Kong Limited

Hong Kong Accreditation Service (HKAS) has accredited this laboratory under the Hong Kong Laboratory Accreditation Scheme (HOKLAS) for specific laboratory activities as listed in the HOKLAS directory of accredited laboratories. The results shown in this report were determined by this laboratory in accordance with its terms of accreditation.



Applicant: Spin Master Toys Far East Ltd.
Model: 44490RX
Worst-Case Operating Mode: Transmitting

Date of Test: May 20, 2013

Table 1

**Radiated Emissions
Pursuant to FCC Part 15 Section 15.249 Requirement**

Lowest Channel

Polarization	Frequency (MHz)	Reading (dBμV)	Pre-Amp Gain (dB)	Antenna Factor (dB)	Net at 3m - Peak (dBμV/m)	Average Factor (dB)	Calculated at 3m (dBμV/m)	Average Limit at 3m (dBμV/m)	Margin (dB)
H	2402.000	91.9	33	29.4	88.3	15.9	72.4	94.0	-21.6
V	4804.000	56.9	33	34.9	58.8	15.9	42.9	54.0	-11.1
H	7206.000	44.2	33	37.9	49.1	15.9	33.2	54.0	-20.8
H	9608.000	44.6	33	40.4	52.0	15.9	36.1	54.0	-17.9
H	12010.000	44.5	33	40.5	52.0	15.9	36.1	54.0	-17.9
H	14412.000	46.5	33	40.0	53.5	15.9	37.6	54.0	-16.4

Polarization	Frequency (MHz)	Reading (dBμV)	Pre-Amp Gain (dB)	Antenna Factor (dB)	Net at 3m - Peak (dBμV/m)	Peak Limit at 3m (dBμV/m)	Margin (dB)
H	2402.000	91.9	33	29.4	88.3	114.0	-25.7
V	4804.000	56.9	33	34.9	58.8	74.0	-15.2
H	7206.000	44.2	33	37.9	49.1	74.0	-24.9
H	9608.000	44.6	33	40.4	52.0	74.0	-22.0
H	12010.000	44.5	33	40.5	52.0	74.0	-22.0
H	14412.000	46.5	33	40.0	53.5	74.0	-20.5

- NOTES: 1. Peak Detector Data unless otherwise stated.
2. All measurements were made at 3 meters. Harmonic emissions not detected at the 3-meter distances were measured at 0.3-meter and an inverse proportional extrapolation was performed to compare the signal level to the 3-meter limit. No other harmonic emissions than those reported were detected at a test distance of 0.3-meter.
3. Negative sign in the column shows value below limit.
4. Horn antenna is used for the emission over 1000MHz.

Issuing Laboratory:
Intertek Testing Services Hong Kong Limited

Hong Kong Accreditation Service (HKAS) has accredited this laboratory under the Hong Kong Laboratory Accreditation Scheme (HOKLAS) for specific laboratory activities as listed in the HOKLAS directory of accredited laboratories. The results shown in this report were determined by this laboratory in accordance with its terms of accreditation.



Applicant: Spin Master Toys Far East Ltd.
Model: 44490RX
Worst-Case Operating Mode: Transmitting

Date of Test: May 20, 2013

Table 2

**Radiated Emissions
Pursuant to FCC Part 15 Section 15.249 Requirement**

Middle Channel

Polarization	Frequency (MHz)	Reading (dB μ V)	Pre-Amp Gain (dB)	Antenna Factor (dB)	Net at 3m - Peak (dB μ V/m)	Average Factor (dB)	Calculated at 3m (dB μ V/m)	Average Limit at 3m (dB μ V/m)	Margin (dB)
H	2440.000	95.1	33	29.4	91.5	15.9	75.6	94.0	-18.4
V	4880.000	59.5	33	34.9	61.4	15.9	45.5	54.0	-8.5
H	7320.000	47.1	33	37.9	52.0	15.9	36.1	54.0	-17.9
H	9760.000	44.0	33	40.4	51.4	15.9	35.5	54.0	-18.5
H	12200.000	44.7	33	40.5	52.2	15.9	36.3	54.0	-17.7
H	14640.000	47.6	33	38.4	53.0	15.9	37.1	54.0	-16.9

Polarization	Frequency (MHz)	Reading (dB μ V)	Pre-Amp Gain (dB)	Antenna Factor (dB)	Net at 3m - Peak (dB μ V/m)	Peak Limit at 3m (dB μ V/m)	Margin (dB)
H	2440.000	95.1	33	29.4	91.5	114.0	-22.5
V	4880.000	59.5	33	34.9	61.4	74.0	-12.6
H	7320.000	47.1	33	37.9	52.0	74.0	-22.0
H	9760.000	44.0	33	40.4	51.4	74.0	-22.6
H	12200.000	44.7	33	40.5	52.2	74.0	-21.8
H	14640.000	47.6	33	38.4	53.0	74.0	-21.0

NOTES: 1. Peak Detector Data unless otherwise stated.

- All measurements were made at 3 meters. Harmonic emissions not detected at the 3-meter distances were measured at 0.3-meter and an inverse proportional extrapolation was performed to compare the signal level to the 3-meter limit. No other harmonic emissions than those reported were detected at a test distance of 0.3-meter.
- Negative sign in the column shows value below limit.
- Horn antenna is used for the emission over 1000MHz.

Issuing Laboratory:
Intertek Testing Services Hong Kong Limited

Hong Kong Accreditation Service (HKAS) has accredited this laboratory under the Hong Kong Laboratory Accreditation Scheme (HOKLAS) for specific laboratory activities as listed in the HOKLAS directory of accredited laboratories. The results shown in this report were determined by this laboratory in accordance with its terms of accreditation.



Applicant: Spin Master Toys Far East Ltd.
Model: 44490RX
Worst-Case Operating Mode: Transmitting

Date of Test: May 20, 2013

Table 3

**Radiated Emissions
Pursuant to FCC Part 15 Section 15.249 Requirement**

Highest Channel

Polarization	Frequency (MHz)	Reading (dB μ V)	Pre-Amp Gain (dB)	Antenna Factor (dB)	Net at 3m - Peak (dB μ V/m)	Average Factor (dB)	Calculated at 3m (dB μ V/m)	Average Limit at 3m (dB μ V/m)	Margin (dB)
H	2477.500	93.4	33	29.4	89.8	15.9	73.9	94.0	-20.1
V	4955.000	54.7	33	34.9	56.6	15.9	40.7	54.0	-13.3
H	7432.500	45.5	33	37.9	50.4	15.9	34.5	54.0	-19.5
H	9910.000	43.7	33	40.4	51.1	15.9	35.2	54.0	-18.8
H	12387.500	44.8	33	40.5	52.3	15.9	36.4	54.0	-17.6
H	14865.000	47.8	33	38.4	53.2	15.9	37.3	54.0	-16.7

Polarization	Frequency (MHz)	Reading (dB μ V)	Pre-Amp Gain (dB)	Antenna Factor (dB)	Net at 3m - Peak (dB μ V/m)	Peak Limit at 3m (dB μ V/m)	Margin (dB)
H	2477.500	93.4	33	29.4	89.8	114.0	-24.2
V	4955.000	54.7	33	34.9	56.6	74.0	-17.4
H	7432.500	45.5	33	37.9	50.4	74.0	-23.6
H	9910.000	43.7	33	40.4	51.1	74.0	-22.9
H	12387.500	44.8	33	40.5	52.3	74.0	-21.7
H	14865.000	47.8	33	38.4	53.2	74.0	-20.8

NOTES: 1. Peak Detector Data unless otherwise stated.

2. All measurements were made at 3 meters. Harmonic emissions not detected at the 3-meter distances were measured at 0.3-meter and an inverse proportional extrapolation was performed to compare the signal level to the 3-meter limit. No other harmonic emissions than those reported were detected at a test distance of 0.3-meter.
3. Negative sign in the column shows value below limit.
4. Horn antenna is used for the emission over 1000MHz.

Issuing Laboratory:
Intertek Testing Services Hong Kong Limited

Hong Kong Accreditation Service (HKAS) has accredited this laboratory under the Hong Kong Laboratory Accreditation Scheme (HOKLAS) for specific laboratory activities as listed in the HOKLAS directory of accredited laboratories. The results shown in this report were determined by this laboratory in accordance with its terms of accreditation.



4.0 **Equipment Photographs**

For electronic filing, the photographs are saved with filename: external photos.pdf and internal photos.pdf.

5.0 **Product Labelling**

For electronics filing, the FCC ID label artwork and the label location are saved with filename: label.pdf.

6.0 **Technical Specifications**

For electronic filing, the block diagram and schematic of the tested EUT are saved with filename: block.pdf and circuit.pdf respectively.

7.0 **Instruction Manual**

For electronic filing, a preliminary copy of the Instruction Manual is saved with filename: manual.pdf.

This manual will be provided to the end-user with each unit sold/leased in the United States.

Issuing Laboratory:
Intertek Testing Services Hong Kong Limited

Hong Kong Accreditation Service (HKAS) has accredited this laboratory under the Hong Kong Laboratory Accreditation Scheme (HOKLAS) for specific laboratory activities as listed in the HOKLAS directory of accredited laboratories. The results shown in this report were determined by this laboratory in accordance with its terms of accreditation.



8.0 Miscellaneous Information

The miscellaneous information includes details of the test procedure and calculation of factor such as pulse desensitization and averaging factor (calculation and timing diagram).

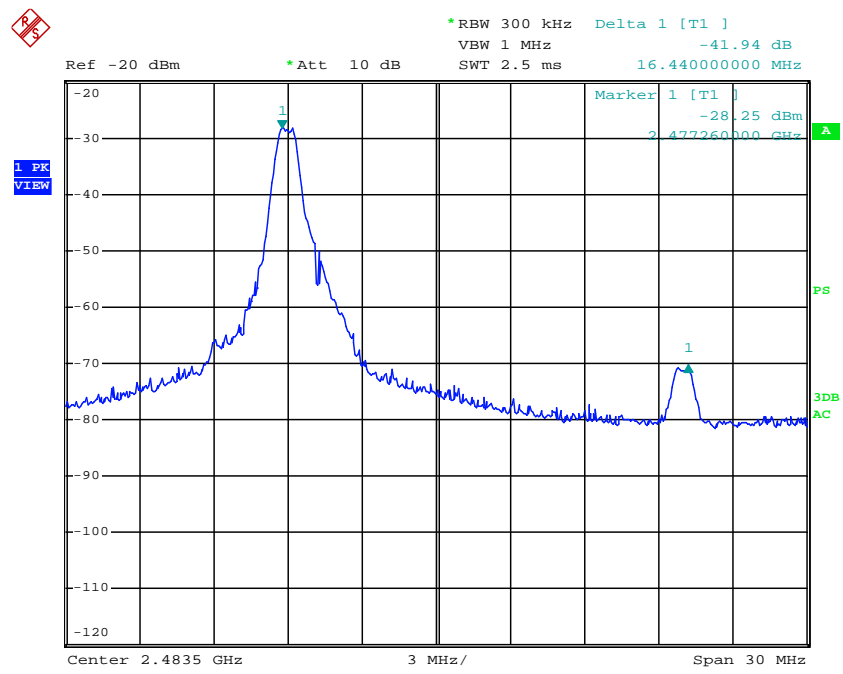
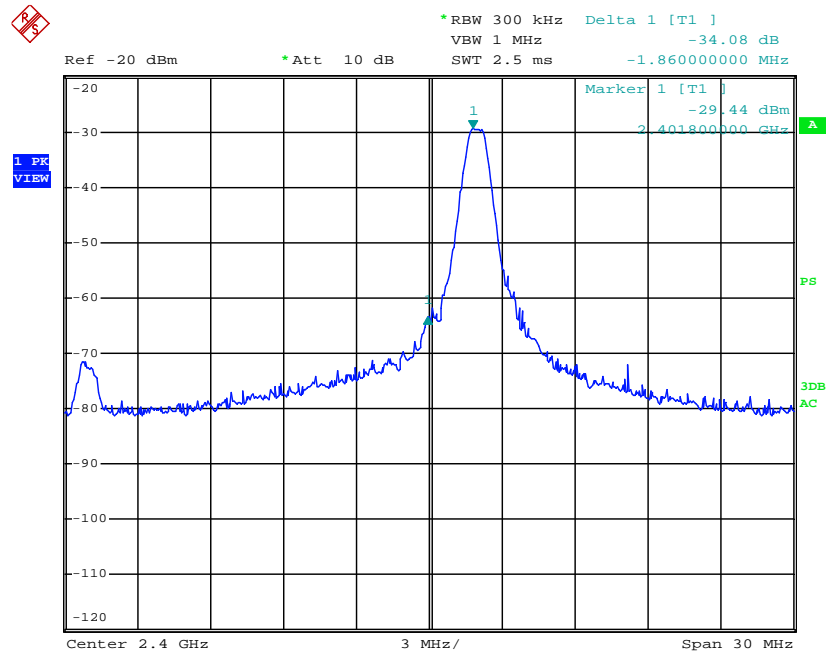
8.1 Measured Bandwidth

From the following plots, they show that the fundamental emissions are confined in the specified band (2400MHz to 2483.5MHz). In case of the fundamental emissions are within two standard bandwidths from the bandedge, the delta measurement technique is used for determining bandedge compliance. Standard bandwidth is the bandwidth specified by ANSI C63.4 (2009) for frequency being measured.

Emissions radiated outside of the specified frequency bands, except harmonics, are attenuated by 50dB below the level of the fundamental or to the general radiated emissions limits in Section 15.209, whichever is the lesser attenuation, which meet the requirement of part 15.249(d).

Issuing Laboratory: Intertek Testing Services Hong Kong Limited

Hong Kong Accreditation Service (HKAS) has accredited this laboratory under the Hong Kong Laboratory Accreditation Scheme (HOKLAS) for specific laboratory activities as listed in the HOKLAS directory of accredited laboratories. The results shown in this report were determined by this laboratory in accordance with its terms of accreditation.



Issuing Laboratory:
Intertek Testing Services Hong Kong Limited

Hong Kong Accreditation Service (HKAS) has accredited this laboratory under the Hong Kong Laboratory Accreditation Scheme (HOKLAS) for specific laboratory activities as listed in the HOKLAS directory of accredited laboratories. The results shown in this report were determined by this laboratory in accordance with its terms of accreditation.



Peak Measurement

Bandedge compliance is determined by applying marker-delta method, i.e. (Bandedge Plot).

Lower bandedge

Peak Resultant field strength = Fundamental emissions (peak value) – delta from the plot

=88.3 dB μ V/m – 34.1 dB
=54.2 dB μ V/m

Average Resultant field strength = Fundamental emissions (average value) – delta from the plot

=72.4 dB μ V/m – 34.1 dB
=38.3 dB μ V/m

Upper bandedge

Peak Resultant field strength = Fundamental emissions (peak value) – delta from the plot

=89.8 dB μ V/m – 41.9 dB
=47.9 dB μ V/m

Average Resultant field strength = Fundamental emissions (average value) – delta from the plot

=73.9 dB μ V/m – 41.9 dB
=32.0 dB μ V/m

The resultant field strength meets the general radiated emission limit in section 15.209, which does not exceed 74 dB μ V/m (Peak Limit) and 54 dB μ V/m (Average Limit).

Issuing Laboratory:
Intertek Testing Services Hong Kong Limited

Hong Kong Accreditation Service (HKAS) has accredited this laboratory under the Hong Kong Laboratory Accreditation Scheme (HOKLAS) for specific laboratory activities as listed in the HOKLAS directory of accredited laboratories. The results shown in this report were determined by this laboratory in accordance with its terms of accreditation.



8.2 Discussion of Pulse Desensitization

Pulse desensitivity is not applicable for this device. The effective period (Teff) is approximately 0.62ms for a digital “1” bit which illustrated on technical specification, with a resolution bandwidth (3dB) of 1MHz, so the pulse desensitivity factor is 0dB.

8.3 Calculation of Average Factor

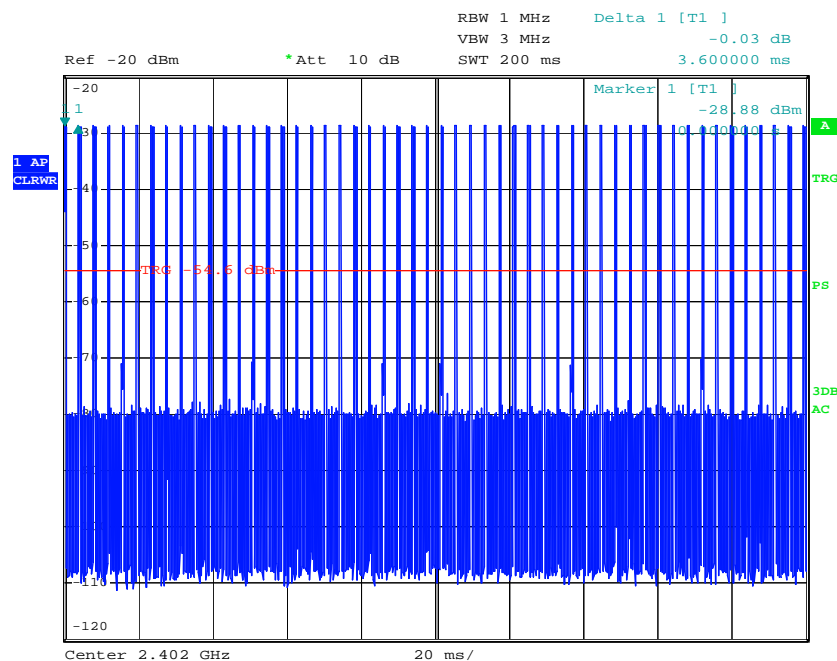
The duty cycle is simply the on-time divided by the period:

The duration of one cycle = 100ms

Effective period of the cycle = $26 \times 0.62 = 16.12\text{ms}$

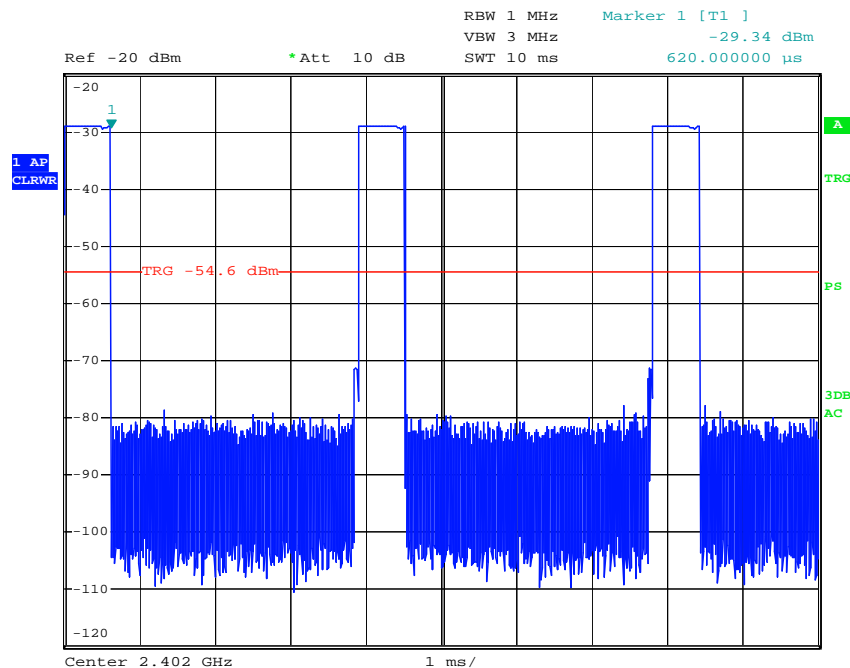
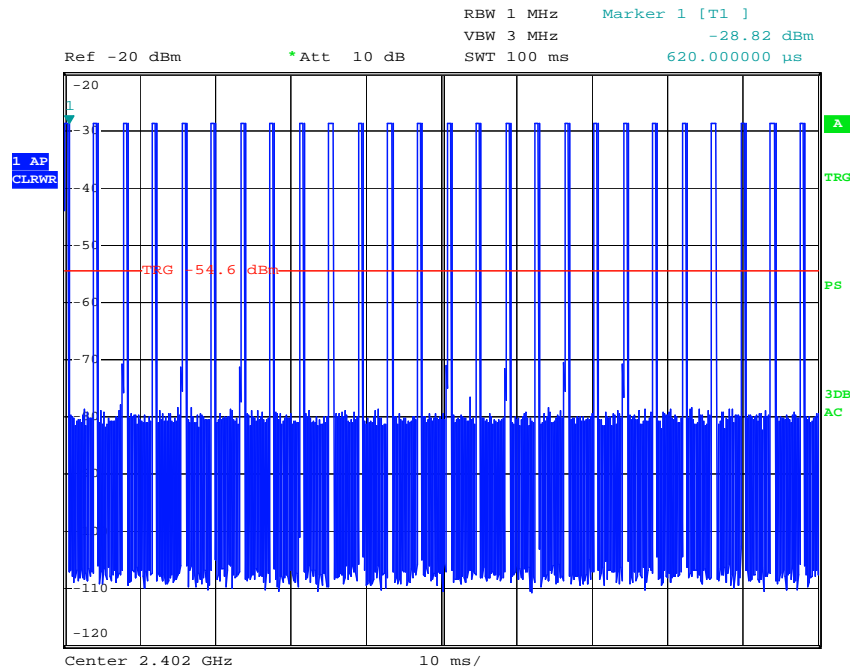
DC = $16.12/100 = 0.1612$

Therefore, the averaging factor is found by $20\log 0.1612 = -15.9\text{dB}$.



Issuing Laboratory: Intertek Testing Services Hong Kong Limited

Hong Kong Accreditation Service (HKAS) has accredited this laboratory under the Hong Kong Laboratory Accreditation Scheme (HOKLAS) for specific laboratory activities as listed in the HOKLAS directory of accredited laboratories. The results shown in this report were determined by this laboratory in accordance with its terms of accreditation.



Issuing Laboratory:
Intertek Testing Services Hong Kong Limited

Hong Kong Accreditation Service (HKAS) has accredited this laboratory under the Hong Kong Laboratory Accreditation Scheme (HOKLAS) for specific laboratory activities as listed in the HOKLAS directory of accredited laboratories. The results shown in this report were determined by this laboratory in accordance with its terms of accreditation.



8.4 Emissions Test Procedures

The following is a description of the test procedure used by Intertek Testing Services Hong Kong Ltd. in the measurements of transmitter operating under the Part 15, Subpart C rules.

The test set-up and procedures described below are designed to meet the requirements of ANSI C63.4 (2009). A typical or an unmodulated CW signal at the operating frequency of the EUT has been supplied to the EUT for all measurements. Such a signal is supplied by a signal generator and an antenna in close proximity to the EUT. The signal level is sufficient to stabilize the local oscillator of the EUT.

The transmitting equipment under test (EUT) is placed on a wooden turntable which is four feet in diameter and approximately one meter in height above the ground plane. During the radiated emissions test, the turntable is rotated and any cables leaving the EUT are manipulated to find the configuration resulting in maximum emissions. The EUT is adjusted through all three orthogonal axis to obtain maximum emission levels. The antenna height and polarization are also varied during the testing to search for maximum signal levels. The height of the antenna is varied from one to four meters.

Detector function for radiated emissions is in peak mode. Average readings, when required, are taken by measuring the duty cycle of the equipment under test and subtracting the corresponding amount in dB from the measured peak readings. A detailed description for the calculation of the average factor can be found in Exhibit 8.3.

The frequency range scanned is from the lowest radio frequency signal generated in the device which is greater than 9 kHz to the tenth harmonic of the highest fundamental frequency or 40 GHz, whichever is lower.

Issuing Laboratory:
Intertek Testing Services Hong Kong Limited

Hong Kong Accreditation Service (HKAS) has accredited this laboratory under the Hong Kong Laboratory Accreditation Scheme (HOKLAS) for specific laboratory activities as listed in the HOKLAS directory of accredited laboratories. The results shown in this report were determined by this laboratory in accordance with its terms of accreditation.



8.4 Emissions Test Procedures (cont'd)

The EUT is warmed up for 15 minutes prior to the test.

AC power to the unit is varied from 85% to 115% nominal and variation in the fundamental emission field strength is recorded. If battery powered, a new, fully charged battery is used.

Conducted measurements were made as described in ANSI C63.4 (2009).

The IF bandwidth used for measurement of radiated signal strength was 100 kHz or greater when frequency is below 1000 MHz. Where pulsed transmissions of short enough pulse duration warrant, a greater bandwidth is selected according to the recommendations of Hewlett Packard Application Note 150-2. A discussion of whether pulse desensitivity is applicable to this unit is included in this report (See Exhibit 8.1). Above 1000 MHz, a resolution bandwidth of 1 MHz is used.

Transmitter measurements are normally conducted at a measurement distance of three meters. However, to assure low enough noise floor in the forbidden bands and above 1 GHz, signals are acquired at a distance of one meter or less. All measurements are extrapolated to three meters using inverse scaling, unless otherwise reported. Measurements taken at a closer distance are so marked.

Issuing Laboratory:
Intertek Testing Services Hong Kong Limited

Hong Kong Accreditation Service (HKAS) has accredited this laboratory under the Hong Kong Laboratory Accreditation Scheme (HOKLAS) for specific laboratory activities as listed in the HOKLAS directory of accredited laboratories. The results shown in this report were determined by this laboratory in accordance with its terms of accreditation.



9.0 Equipment List

1) Radiated Emissions Test

Equipment	EMI Test Receiver	Spectrum Analyzer	Biconical Antenna
Registration No.	EW-2666	EW-2188	EW-0954
Manufacturer	R&S	AGILENTTECH	EMCO
Model No.	ESCI7	E4407B	3104C
Calibration Date	May 21, 2012	Nov. 05, 2012	Apr. 30, 2013
Calibration Due Date	May 21, 2013	Nov. 05, 2013	Oct. 30, 2014

Equipment	Log Periodic Antenna	Double Ridged Guide Antenna
Registration No.	EW-0447	EW-1133
Manufacturer	EMCO	EMCO
Model No.	3146	3115
Calibration Date	Feb. 08, 2012	Oct. 05, 2012
Calibration Due Date	Aug. 08, 2013	Apr. 05, 2014

2) Bandedge Measurement

Equipment	Spectrum Analyzer
Registration No.	EW-2329
Manufacturer	R&S
Model No.	FSP3
Calibration Date	Jan. 30, 2013
Calibration Due Date	Jan. 30, 2014