

Measurement Results

1-1037/20-01-02_log1_conducted

[Test logging](#)

This addendum is electronically signed and valid without handwritten signature.
For verification of the electronic signatures, the public keys can be requested at the testing laboratory.

Document authorized:

Mihail Dorongovskij
Lab Manager
Radio Communications

Table of Content

IUT Summary	3
1. FCC Part 15.247 Maximum Peak Conducted Output Power DTS ~ Generic 2G4	4
2. FCC Part 15.247 Maximum Peak Conducted Output Power DTS ~ Generic 2G4	7
3. FCC Part 15.247 Maximum Peak Conducted Output Power DTS ~ Generic 2G4	10
4. FCC Part 15.247 Bandwidth 6dB DTS ~ Generic 2G4	13
5. FCC Part 15.247 Bandwidth 6dB DTS ~ Generic 2G4	15
6. FCC Part 15.247 Bandwidth 6dB DTS ~ Generic 2G4	17
7. FCC Part 15.247 Peak Power Spectral Density DTS ~ Generic 2G4	19
8. FCC Part 15.247 Peak Power Spectral Density DTS ~ Generic 2G4	21
9. FCC Part 15.247 Peak Power Spectral Density DTS ~ Generic 2G4	23
10. FCC Part 15.247 Bandwidth 99PCT-20dB ~ Generic 2G4	25
11. FCC Part 15.247 Bandwidth 99PCT-20dB ~ Generic 2G4	28
12. FCC Part 15.247 Bandwidth 99PCT-20dB ~ Generic 2G4	31
13. FCC Part 15.247 TX Spurious Conduced ~ Generic 2G4	34
14. FCC Part 15.247 Maximum Peak Conducted Output Power DTS ~ Generic 2G4	38
15. FCC Part 15.247 Bandwidth 6dB DTS ~ Generic 2G4	41
16. FCC Part 15.247 Peak Power Spectral Density DTS ~ Generic 2G4	43
17. FCC Part 15.247 Bandwidth 99PCT-20dB ~ Generic 2G4	45
18. FCC Part 15.247 TX Spurious Conduced ~ Generic 2G4	48
19. FCC Part 15.247 Maximum Peak Conducted Output Power DTS ~ Generic 2G4	50
20. FCC Part 15.247 Bandwidth 6dB DTS ~ Generic 2G4	53
21. FCC Part 15.247 Peak Power Spectral Density DTS ~ Generic 2G4	55
22. FCC Part 15.247 Bandwidth 99PCT-20dB ~ Generic 2G4	57
23. FCC Part 15.247 TX Spurious Conduced ~ Generic 2G4	60

IUT Summary

IUT DEFINITION & Common settings	
Manufacturer	Philips Medizin Systeme Böblingen GmbH
Type	2.4G SH1.0 Radio
Serial No. Setup No.	000378 1.0
SW Version HW Version	3.02 2016
Comment 1 2	
Tlow Tmid Thigh [°C]	0 20 70
Vlow Vmid Vhigh [V] @Imax [A]	3.2 3.3 3.45 @1
Auto Control enabled Power Supply Climatic Box	No No
Antenna Gain [dBi] (only considered if explicitly mentioned in testresult)	0
Additional Path Loss [dB]	0.7

IUT Common Settings 2G4	
Hopping supported	No
Burst length [ms]	1
Nominal Bandwidth [MHz]	1.4
User Interaction	No

1. FCC Part 15.247 Maximum Peak Conducted Output Power DTS ~ Generic 2G4

Test References	
TC Start	07.10.2020 17:21:00
Ambit Temp [°C] Humidity [rel%]	28.0 34
System Version	1.0.0.51
Test Specification	FCC Part 15.247
Test Method	DTS: KDB 558074 D01 V05 - Chapter 8.3.1.1 RBW ≥ DTS Bandwidth
Class / TC Version	TC_VM_FCC15247_Maximum_Peak_Conducted_Output_Power_DTS_V01 Version: 0.0.1
My Description	FCC 15.247 Maximum Peak Output Power Conducted DTS4 - Generic 2G4
Add. Information	

Test Parameter	
Technology to test	Generic 2G4
Antenna Port used	1
Temperature	mid
Voltage	mid
Frequency low to test	True Freq [MHz] 2401.056
Frequency mid to test	False Freq [MHz] 2440.8
Frequency high to test	False Freq [MHz] 2482.272
Switched Path	IUT - SignalingUnit - SpectrumAnalyzer
Devices in use	SA: Rohde&Schwarz,FSV-30,1321.3008K30/103170,3.60

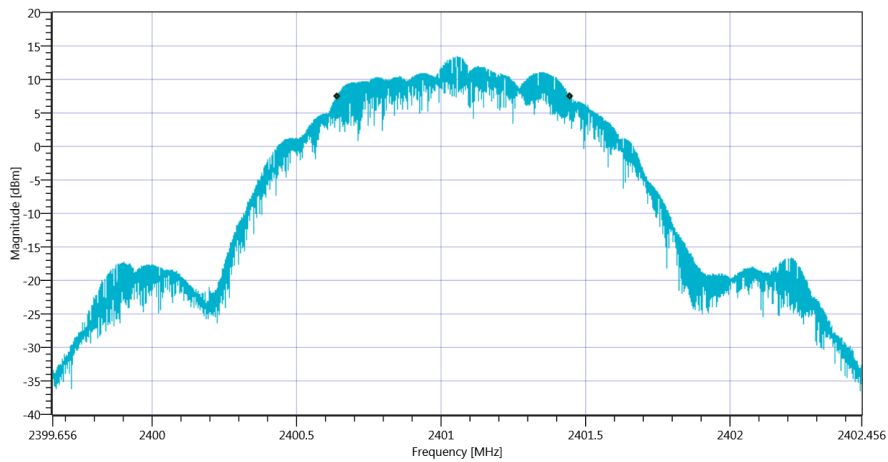
Test at TX 2401.056 MHz

READ SA SETTINGS:

RefLevel [dBm] RefLevelOffset [dB] InpAtt [dB]	18.36 10.91 25
Start [MHz] Stop [MHz]	2399.656 2402.456
RBW [MHz] VBW [MHz]	0.100000 0.300000
Detector TraceMode	POS MAXH
Sweep: Time [ms] Count Points per Section Type	50 200 10001 SWE

DTS Bandwidth

Test Description	Lower Limit	Upper Limit	Measured	Unit	Verdict
DTS Bandwidth (6dB)	---	---	807	kHz	INFO



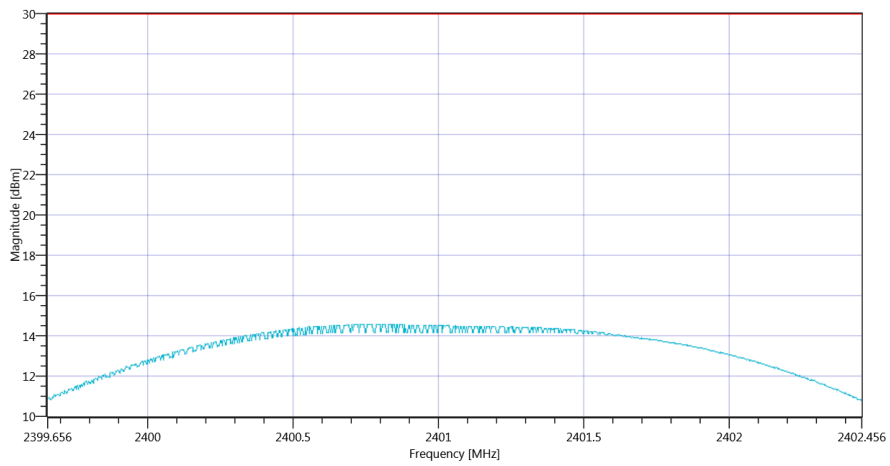
Plot_FCC Part 15.247 Maximum Peak Conducted Output Power DTS ~ Generic 2G4 DTS BW_07102020_172127.png

READ SA SETTINGS:

RefLevel [dBm] RefLevelOffset [dB] InpAtt [dB]	23.36 10.91 30
Start [MHz] Stop [MHz]	2399.656 2402.456
RBW [MHz] VBW [MHz]	2.000000 5.000000
Detector TraceMode	POS MAXH
Sweep: Time [ms] Count Points per Section Type	50 200 1001 SWE

RESULT

Test Description	Lower Limit	Upper Limit	Measured	Unit	Verdict
Peak Power	---	30.00	14.57	dBm	PASS
Peak Power	---	1000	28.64178	mW	PASS
Frequency at Peak	---	---	2400.799	MHz	INFO



Plot_FCC Part 15.247 Maximum Peak Conducted Output Power DTS -- Generic 2G4_07102020_172144.png

TEST FINISHED

General Verdict

07.10.2020 17:21:44 / RT: 44 s

PASS

2. FCC Part 15.247 Maximum Peak Conducted Output Power DTS ~ Generic 2G4

Test References	
TC Start	07.10.2020 17:31:08
Ambit Temp [°C] Humidity [rel%]	28.0 34
System Version	1.0.0.51
Test Specification	FCC Part 15.247
Test Method	DTS: KDB 558074 D01 V05 - Chapter 8.3.1.1 RBW ≥ DTS Bandwidth
Class / TC Version	TC_VM_FCC15247_Maximum_Peak_Conducted_Output_Power_DTS_V01 Version: 0.0.1
My Description	FCC 15.247 Maximum Peak Output Power Conducted DTS4 - Generic 2G4
Add. Information	

Test Parameter	
Technology to test	Generic 2G4
Antenna Port used	1
Temperature	mid
Voltage	mid
Frequency low to test	False Freq [MHz] 2401.056
Frequency mid to test	True Freq [MHz] 2440.8
Frequency high to test	False Freq [MHz] 2482.272
Switched Path	IUT - SignalingUnit - SpectrumAnalyzer
Devices in use	SA: Rohde&Schwarz,FSV-30,1321.3008K30/103170,3.60

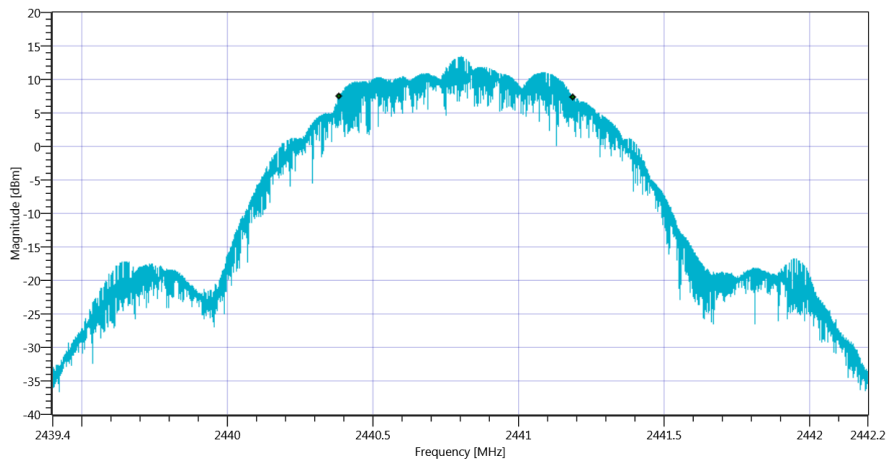
Test at TX 2440.8 MHz

READ SA SETTINGS:

RefLevel [dBm] RefLevelOffset [dB] InpAtt [dB]	18.31 10.99 25
Start [MHz] Stop [MHz]	2439.400 2442.200
RBW [MHz] VBW [MHz]	0.100000 0.300000
Detector TraceMode	POS MAXH
Sweep: Time [ms] Count Points per Section Type	50 200 10001 SWE

DTS Bandwidth

Test Description	Lower Limit	Upper Limit	Measured	Unit	Verdict
DTS Bandwidth (6dB)	---	---	803	kHz	INFO

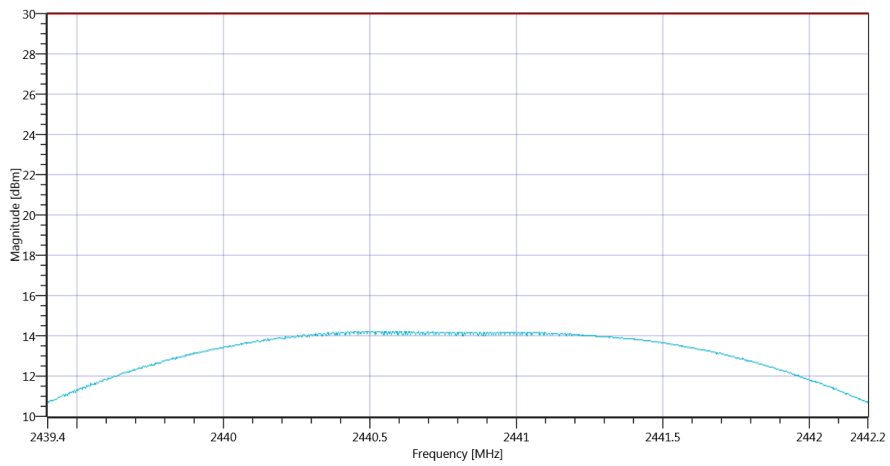


READ SA SETTINGS:

RefLevel [dBm] RefLevelOffset [dB] InpAtt [dB]	23.31 10.99 30
Start [MHz] Stop [MHz]	2439.400 2442.200
RBW [MHz] VBW [MHz]	2.000000 5.000000
Detector TraceMode	POS MAXH
Sweep: Time [ms] Count Points per Section Type	50 200 1001 SWE

RESULT

Test Description	Lower Limit	Upper Limit	Measured	Unit	Verdict
Peak Power	---	30.00	14.22	dBm	PASS
Peak Power	---	1000	26.424088	mW	PASS
Frequency at Peak	---	---	2440.506	MHz	INFO



Plot_FCC Part 15.247 Maximum Peak Conducted Output Power DTS ~ Generic 2G4_07102020_173152.png

TEST FINISHED

General Verdict

07.10.2020 17:31:53 / RT: 44 s

PASS

3. FCC Part 15.247 Maximum Peak Conducted Output Power DTS ~ Generic 2G4

Test References	
TC Start	07.10.2020 17:55:25
Ambit Temp [°C] Humidity [rel%]	27.9 34
System Version	1.0.0.51
Test Specification	FCC Part 15.247
Test Method	DTS: KDB 558074 D01 V05 - Chapter 8.3.1.1 RBW ≥ DTS Bandwidth
Class / TC Version	TC_VM_FCC15247_Maximum_Peak_Conducted_Output_Power_DTS_V01 Version: 0.0.1
My Description	FCC 15.247 Maximum Peak Output Power Conducted DTS4 - Generic 2G4
Add. Information	

Test Parameter	
Technology to test	Generic 2G4
Antenna Port used	1
Temperature	mid
Voltage	mid
Frequency low to test	False Freq [MHz] 2401.056
Frequency mid to test	False Freq [MHz] 2440.8
Frequency high to test	True Freq [MHz] 2480.5
Switched Path	IUT - SignalingUnit - SpectrumAnalyzer
Devices in use	SA: Rohde&Schwarz,FSV-30,1321.3008K30/103170,3.60

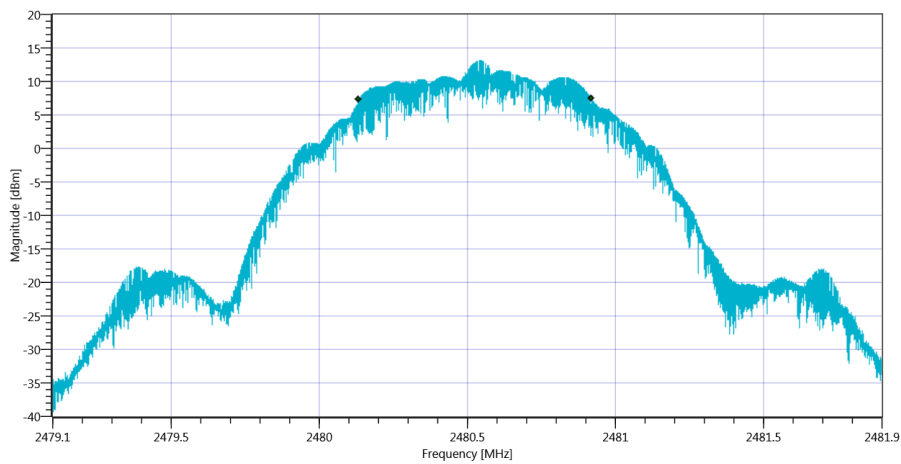
Test at TX 2480.5 MHz

READ SA SETTINGS:

RefLevel [dBm] RefLevelOffset [dB] InpAtt [dB]	17.98 11.06 25
Start [MHz] Stop [MHz]	2479.100 2481.900
RBW [MHz] VBW [MHz]	0.100000 0.300000
Detector TraceMode	POS MAXH
Sweep: Time [ms] Count Points per Section Type	50 200 10001 SWE

DTS Bandwidth

Test Description	Lower Limit	Upper Limit	Measured	Unit	Verdict
DTS Bandwidth (6dB)	---	---	786	kHz	INFO

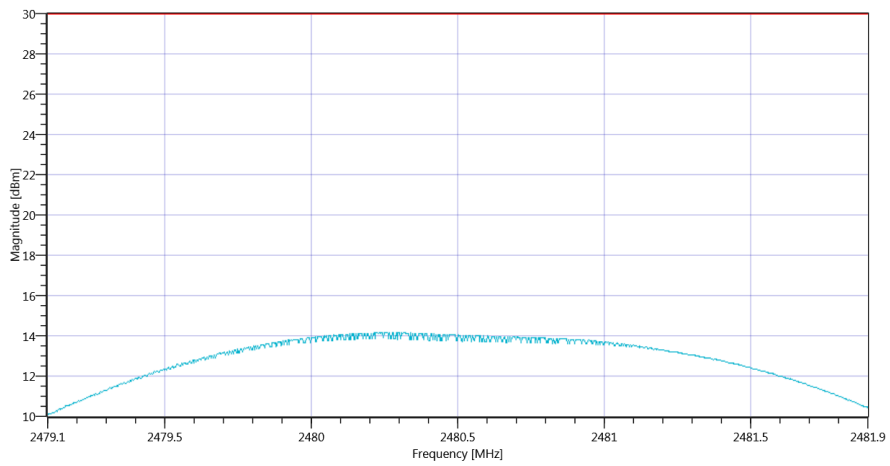


READ SA SETTINGS:

RefLevel [dBm] RefLevelOffset [dB] InpAtt [dB]	22.98 11.06 30
Start [MHz] Stop [MHz]	2479.100 2481.900
RBW [MHz] VBW [MHz]	2.000000 5.000000
Detector TraceMode	POS MAXH
Sweep: Time [ms] Count Points per Section Type	50 200 1001 SWE

RESULT

Test Description	Lower Limit	Upper Limit	Measured	Unit	Verdict
Peak Power	---	30.00	14.15	dBm	PASS
Peak Power	---	1000	26.001596	mW	PASS
Frequency at Peak	---	---	2480.232	MHz	INFO



Plot_FCC Part 15.247 Maximum Peak Conducted Output Power DTS -- Generic 2G4_07102020_175610.png

TEST FINISHED

General Verdict

07.10.2020 17:56:11 / RT: 45 s

PASS

4. FCC Part 15.247 Bandwidth 6dB DTS ~ Generic 2G4

Test References	
TC Start	07.10.2020 17:22:01
Ambit Temp [°C] Humidity [rel%]	28.0 34
System Version	1.0.0.51
Test Specification	FCC Part 15.247
Test Method	99
Class / TC Version	TC_VM_FCC15247_Bandwidth_6dB_DTS_V01 Version: 0.0.1
My Description	FCC 15.247 Bandwidth 6DB DTS - Generic 2G4
Add. Information	

Test Parameter	
Technology to test	Generic 2G4
Antenna Port used	1
Temperature	mid
Voltage	mid
Frequency low to test	True Freq [MHz] 2401.056
Frequency mid to test	False Freq [MHz] 2440.8
Frequency high to test	False Freq [MHz] 2482.272
Switched Path	IUT - SignalingUnit - SpectrumAnalyzer
Devices in use	SA: Rohde&Schwarz,FSV-30,1321.3008K30/103170,3.60

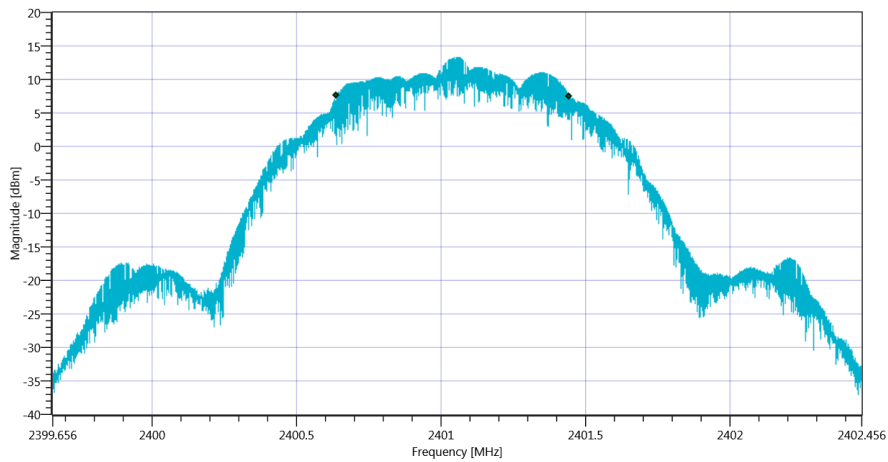
Test at TX 2401.056 MHz

READ SA SETTINGS:

RefLevel [dBm] RefLevelOffset [dB] InpAtt [dB]	18.34 10.91 25
Start [MHz] Stop [MHz]	2399.656 2402.456
RBW [MHz] VBW [MHz]	0.100000 0.300000
Detector TraceMode	POS MAXH
Sweep: Time [ms] Count Points per Section Type	50 200 10001 SWE

RESULT

Test Description	Lower Limit	Upper Limit	Measured	Unit	Verdict
DTS Bandwidth (6dB)	500	---	806	kHz	PASS



TEST FINISHED

General Verdict	07.10.2020 17:22:30 / RT: 28 s	PASS
-----------------	--------------------------------	------

5. FCC Part 15.247 Bandwidth 6dB DTS ~ Generic 2G4

Test References	
TC Start	07.10.2020 17:32:10
Ambit Temp [°C] Humidity [rel%]	28.0 34
System Version	1.0.0.51
Test Specification	FCC Part 15.247
Test Method	99
Class / TC Version	TC_VM_FCC15247_Bandwidth_6dB_DTS_V01 Version: 0.0.1
My Description	FCC 15.247 Bandwidth 6DB DTS - Generic 2G4
Add. Information	

Test Parameter	
Technology to test	Generic 2G4
Antenna Port used	1
Temperature	mid
Voltage	mid
Frequency low to test	False Freq [MHz] 2401.056
Frequency mid to test	True Freq [MHz] 2440.8
Frequency high to test	False Freq [MHz] 2482.272
Switched Path	IUT - SignalingUnit - SpectrumAnalyzer
Devices in use	SA: Rohde&Schwarz,FSV-30,1321.3008K30/103170,3.60

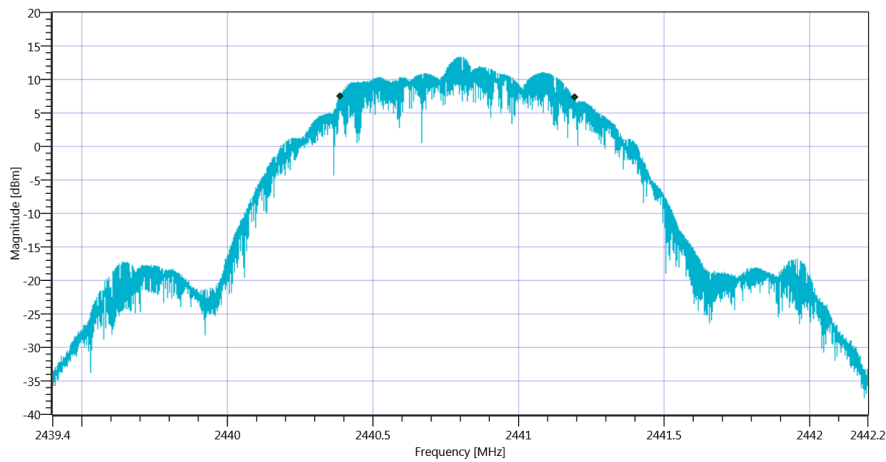
Test at TX 2440.8 MHz

READ SA SETTINGS:

RefLevel [dBm] RefLevelOffset [dB] InpAtt [dB]	18.14 10.99 25
Start [MHz] Stop [MHz]	2439.400 2442.200
RBW [MHz] VBW [MHz]	0.100000 0.300000
Detector TraceMode	POS MAXH
Sweep: Time [ms] Count Points per Section Type	50 200 10001 SWE

RESULT

Test Description	Lower Limit	Upper Limit	Measured	Unit	Verdict
DTS Bandwidth (6dB)	500	--	806	kHz	PASS



Plot_FCC Part 15.247 Bandwidth 6dB DTS ~ Generic 2G4_07102020_173238.png

TEST FINISHED

General Verdict	07.10.2020 17:32:38 / RT: 28 s	PASS
-----------------	--------------------------------	------

6. FCC Part 15.247 Bandwidth 6dB DTS ~ Generic 2G4

Test References	
TC Start	07.10.2020 17:56:29
Ambit Temp [°C] Humidity [rel%]	27.9 34
System Version	1.0.0.51
Test Specification	FCC Part 15.247
Test Method	99
Class / TC Version	TC_VM_FCC15247_Bandwidth_6dB_DTS_V01 Version: 0.0.1
My Description	FCC 15.247 Bandwidth 6DB DTS - Generic 2G4
Add. Information	

Test Parameter	
Technology to test	Generic 2G4
Antenna Port used	1
Temperature	mid
Voltage	mid
Frequency low to test	False Freq [MHz] 2401.056
Frequency mid to test	False Freq [MHz] 2440.8
Frequency high to test	True Freq [MHz] 2480.5
Switched Path	IUT - SignalingUnit - SpectrumAnalyzer
Devices in use	SA: Rohde&Schwarz,FSV-30,1321.3008K30/103170,3.60

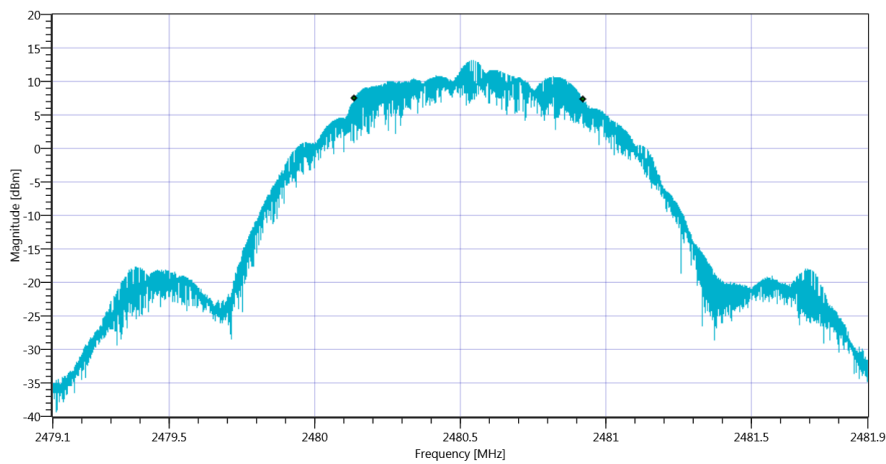
Test at TX 2480.5 MHz

READ SA SETTINGS:

RefLevel [dBm] RefLevelOffset [dB] InpAtt [dB]	17.99 11.06 25
Start [MHz] Stop [MHz]	2479.100 2481.900
RBW [MHz] VBW [MHz]	0.100000 0.300000
Detector TraceMode	POS MAXH
Sweep: Time [ms] Count Points per Section Type	50 200 10001 SWE

RESULT

Test Description	Lower Limit	Upper Limit	Measured	Unit	Verdict
DTS Bandwidth (6dB)	500	--	787	kHz	PASS



TEST FINISHED

General Verdict	07.10.2020 17:56:58 / RT: 28 s	PASS
-----------------	--------------------------------	------

7. FCC Part 15.247 Peak Power Spectral Density DTS ~ Generic 2G4

Test References	
TC Start	07.10.2020 17:22:34
Ambit Temp [°C] Humidity [rel%]	28.0 34
System Version	1.0.0.51
Test Specification	FCC Part 15.247
Test Method	DTS: KDB 558074 D01 V05 - Chapter 8.4 DTS maximum power spectral density level in the fundamental emission
Class / TC Version	TC_VM_FCC15247_Peak_Power_Spectral_Density_DTS_V01 Version: 0.0.1
My Description	FCC 15.247 Peak Power Spectral Density DTS - Generic 2G4
Add. Information	

Test Parameter	
Technology to test	Generic 2G4
Antenna Port used	1
Temperature	mid
Voltage	mid
Frequency low to test	True Freq [MHz] 2401.056
Frequency mid to test	False Freq [MHz] 2440.8
Frequency high to test	False Freq [MHz] 2482.272
Switched Path	IUT - SignalingUnit - SpectrumAnalyzer
Devices in use	SA: Rohde&Schwarz,FSV-30,1321.3008K30/103170,3.60

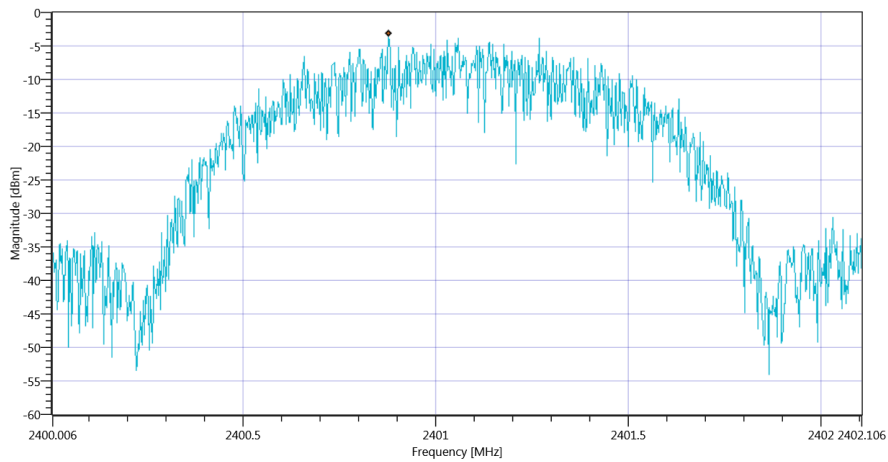
Test at TX 2401.056 MHz

READ SA SETTINGS:

RefLevel [dBm] RefLevelOffset [dB] InpAtt [dB]	18.32 10.91 25
Start [MHz] Stop [MHz]	2400.006 2402.106
RBW [MHz] VBW [MHz]	0.003000 0.010000
Detector TraceMode	POS MAXH
Sweep: Time [ms] Count Points per Section Type	1000 20 1001 SWE

RESULT

Test Description	Lower Limit	Upper Limit	Measured	Unit	Verdict
Max Peak power Density	---	8	-3.2	dBm/3KHz	PASS



Plot_FCC Part 15.247 Peak Power Spectral Density DTS ~ Generic 2G4_07102020_172311.png

TEST FINISHED

General Verdict	07.10.2020 17:23:12 / RT: 37 s	PASS
-----------------	--------------------------------	------

8. FCC Part 15.247 Peak Power Spectral Density DTS ~ Generic 2G4

Test References	
TC Start	07.10.2020 17:32:43
Ambit Temp [°C] Humidity [rel%]	28.0 34
System Version	1.0.0.51
Test Specification	FCC Part 15.247
Test Method	DTS: KDB 558074 D01 V05 - Chapter 8.4 DTS maximum power spectral density level in the fundamental emission
Class / TC Version	TC_VM_FCC15247_Peak_Power_Spectral_Density_DTS_V01 Version: 0.0.1
My Description	FCC 15.247 Peak Power Spectral Density DTS - Generic 2G4
Add. Information	

Test Parameter	
Technology to test	Generic 2G4
Antenna Port used	1
Temperature	mid
Voltage	mid
Frequency low to test	False Freq [MHz] 2401.056
Frequency mid to test	True Freq [MHz] 2440.8
Frequency high to test	False Freq [MHz] 2482.272
Switched Path	IUT - SignalingUnit - SpectrumAnalyzer
Devices in use	SA: Rohde&Schwarz,FSV-30,1321.3008K30/103170,3.60

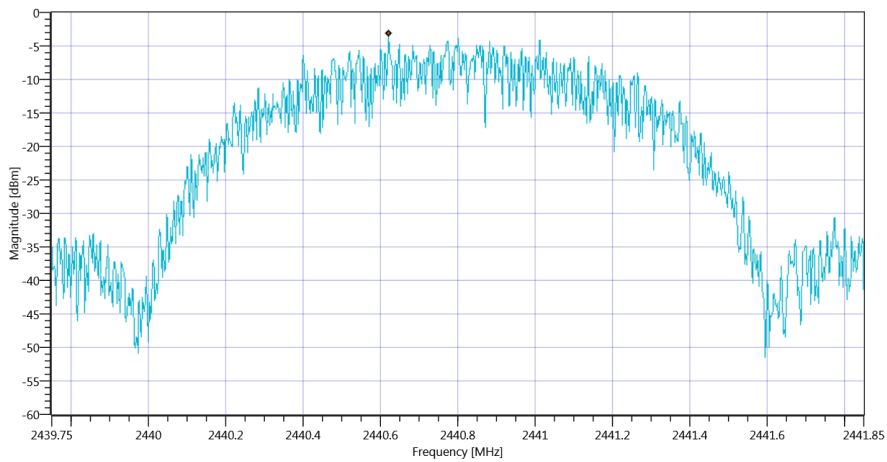
Test at TX 2440.8 MHz

READ SA SETTINGS:

RefLevel [dBm] RefLevelOffset [dB] InpAtt [dB]	18.32 10.99 25
Start [MHz] Stop [MHz]	2439.750 2441.850
RBW [MHz] VBW [MHz]	0.003000 0.010000
Detector TraceMode	POS MAXH
Sweep: Time [ms] Count Points per Section Type	1000 20 1001 SWE

RESULT

Test Description	Lower Limit	Upper Limit	Measured	Unit	Verdict
Max Peak power Density	---	8	-3.1	dBm/3KHz	PASS



Plot_FCC Part 15.247 Peak Power Spectral Density DTS ~ Generic 2G4_07102020_173320.png

TEST FINISHED

General Verdict	07.10.2020 17:33:21 / RT: 37 s	PASS
-----------------	--------------------------------	------

9. FCC Part 15.247 Peak Power Spectral Density DTS ~ Generic 2G4

Test References	
TC Start	07.10.2020 17:57:02
Ambit Temp [°C] Humidity [rel%]	27.9 34
System Version	1.0.0.51
Test Specification	FCC Part 15.247
Test Method	DTS: KDB 558074 D01 V05 - Chapter 8.4 DTS maximum power spectral density level in the fundamental emission
Class / TC Version	TC_VM_FCC15247_Peak_Power_Spectral_Density_DTS_V01 Version: 0.0.1
My Description	FCC 15.247 Peak Power Spectral Density DTS - Generic 2G4
Add. Information	

Test Parameter	
Technology to test	Generic 2G4
Antenna Port used	1
Temperature	mid
Voltage	mid
Frequency low to test	False Freq [MHz] 2401.056
Frequency mid to test	False Freq [MHz] 2440.8
Frequency high to test	True Freq [MHz] 2480.5
Switched Path	IUT - SignalingUnit - SpectrumAnalyzer
Devices in use	SA: Rohde&Schwarz,FSV-30,1321.3008K30/103170,3.60

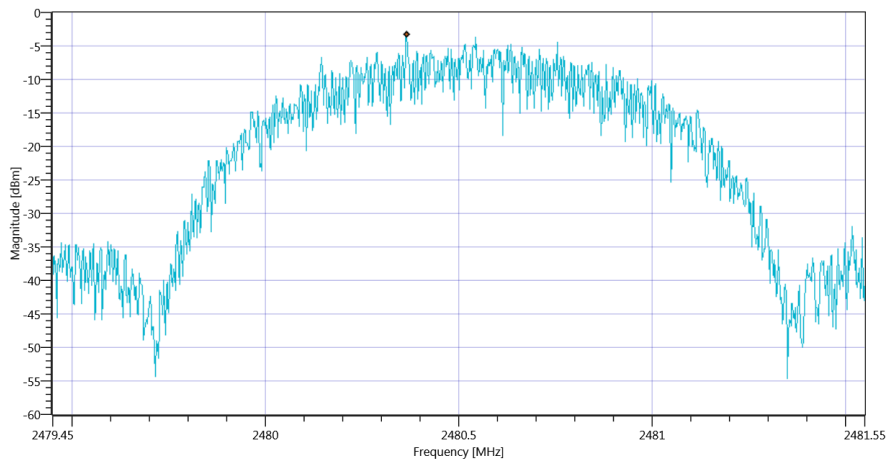
Test at TX 2480.5 MHz

READ SA SETTINGS:

RefLevel [dBm] RefLevelOffset [dB] InpAtt [dB]	18.00 11.06 25
Start [MHz] Stop [MHz]	2479.450 2481.550
RBW [MHz] VBW [MHz]	0.003000 0.010000
Detector TraceMode	POS MAXH
Sweep: Time [ms] Count Points per Section Type	1000 20 1001 SWE

RESULT

Test Description	Lower Limit	Upper Limit	Measured	Unit	Verdict
Max Peak power Density	---	8	-3.28	dBm/3KHz	PASS



Plot_FCC Part 15.247 Peak Power Spectral Density DTS ~ Generic 2G4_07102020_175740.png

TEST FINISHED

General Verdict	07.10.2020 17:57:40 / RT: 38 s	PASS
-----------------	--------------------------------	------

10. FCC Part 15.247 Bandwidth 99PCT-20dB ~ Generic 2G4

Test References	
TC Start	07.10.2020 17:23:16
Ambit Temp [°C] Humidity [rel%]	27.9 34
System Version	1.0.0.51
Test Specification	FCC Part 15.247
Test Method	
Class / TC Version	TC_VM_FCC15247_Bandwidth_99PCT_20dB_DTS_FHSS_V01 Version: 0.0.2
My Description	FCC 15.247 Bandwidth 99PCT-20DB DTS - Generic 2G4
Add. Information	

Test Parameter	
Technology to test	Generic 2G4
Antenna Port used	1
Temperature	mid
Voltage	mid
Frequency low to test	True Freq [MHz] 2401.056
Frequency mid to test	False Freq [MHz] 2440.8
Frequency high to test	False Freq [MHz] 2482.272
Switched Path	IUT - SignalingUnit - SpectrumAnalyzer
Devices in use	SA: Rohde&Schwarz,FSV-30,1321.3008K30/103170,3.60

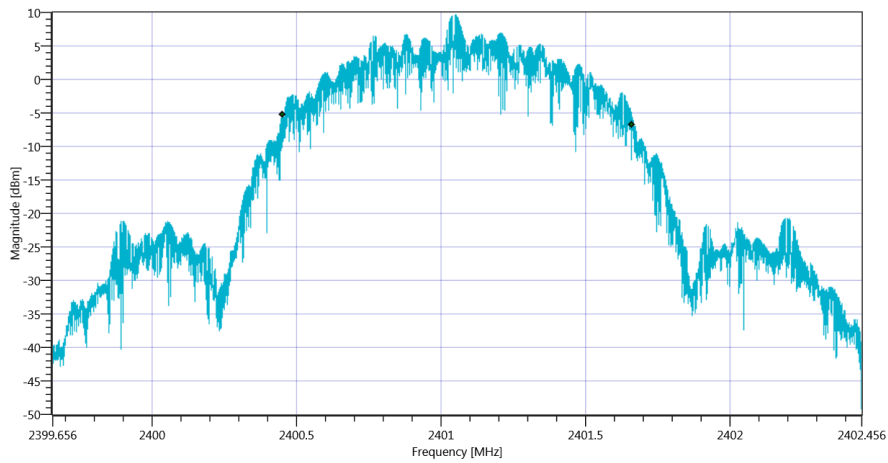
Test at TX 2401.056 MHz

READ SA SETTINGS:

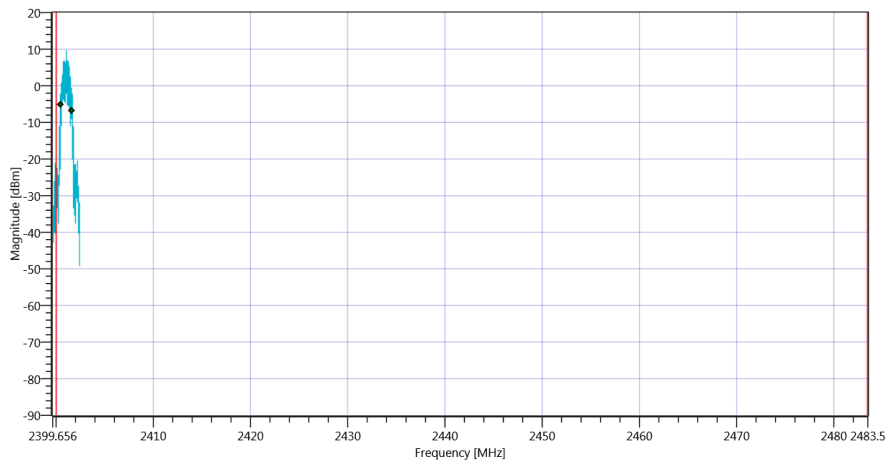
RefLevel [dBm] RefLevelOffset [dB] InpAtt [dB]	18.28 10.91 25
Start [MHz] Stop [MHz]	2399.656 2402.456
RBW [MHz] VBW [MHz]	0.030000 0.100000
Detector TraceMode	POS MAXH
Sweep: Time [ms] Count Points per Section Type	50 200 10001 SWE

RESULT

Test Description	Lower Limit	Upper Limit	Measured	Unit	Verdict
Bandwidth 99%	---	---	1210	kHz	INFO
T1 99%	2400.000000	---	2400.4504	MHz	PASS
T2 99%	---	2483.500000	2401.6607	MHz	PASS



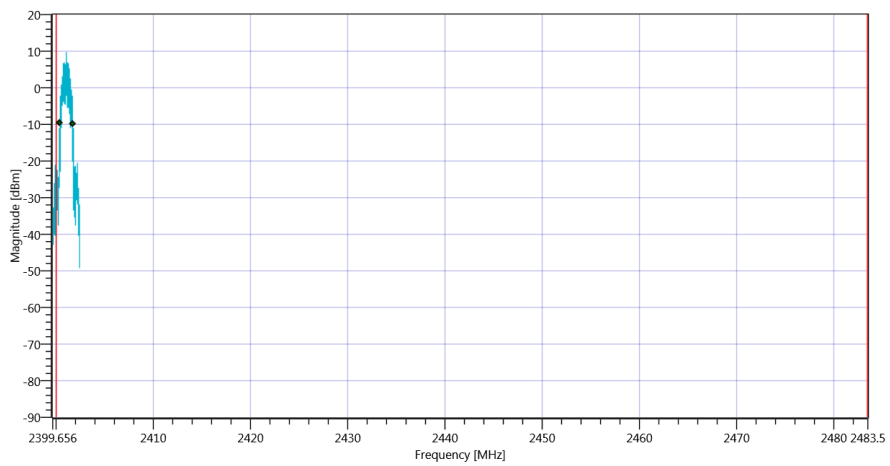
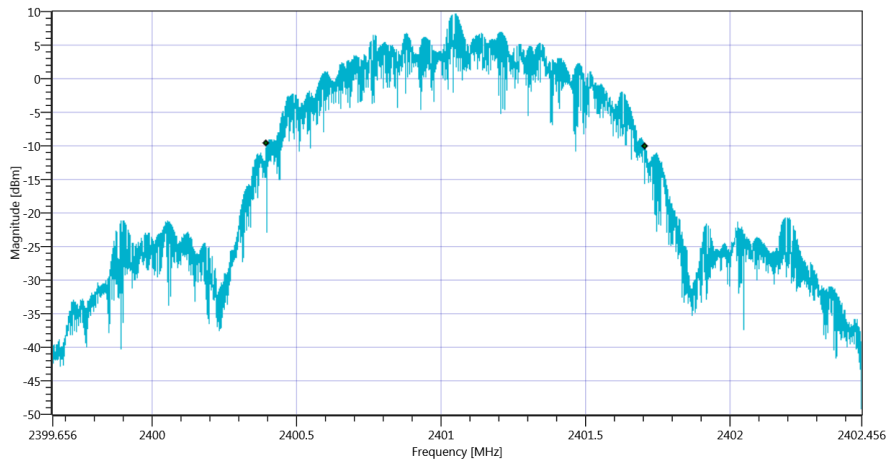
Plot_FCC Part 15.247 Bandwidth 99PCT-20dB ~ Generic 2G4 99PCT_07102020_172344.png



Plot_FCC Part 15.247 Bandwidth 99PCT-20dB ~ Generic 2G4_07102020_172348.png

RESULT

Test Description	Lower Limit	Upper Limit	Measured	Unit	Verdict
Bandwidth 20dB	---	---	1310	kHz	INFO
T1 20DB	2400.000000	---	2400.3958	MHz	PASS
T2 20dB	---	2483.500000	2401.7062	MHz	PASS



TEST FINISHED

General Verdict

07.10.2020 17:23:58 / RT: 42 s

PASS

11. FCC Part 15.247 Bandwidth 99PCT-20dB ~ Generic 2G4

Test References	
TC Start	07.10.2020 17:33:25
Ambit Temp [°C] Humidity [rel%]	28.0 34
System Version	1.0.0.51
Test Specification	FCC Part 15.247
Test Method	
Class / TC Version	TC_VM_FCC15247_Bandwidth_99PCT_20dB_DTS_FHSS_V01 Version: 0.0.2
My Description	FCC 15.247 Bandwidth 99PCT-20DB DTS - Generic 2G4
Add. Information	

Test Parameter	
Technology to test	Generic 2G4
Antenna Port used	1
Temperature	mid
Voltage	mid
Frequency low to test	False Freq [MHz] 2401.056
Frequency mid to test	True Freq [MHz] 2440.8
Frequency high to test	False Freq [MHz] 2482.272
Switched Path	IUT - SignalingUnit - SpectrumAnalyzer
Devices in use	SA: Rohde&Schwarz,FSV-30,1321.3008K30/103170,3.60

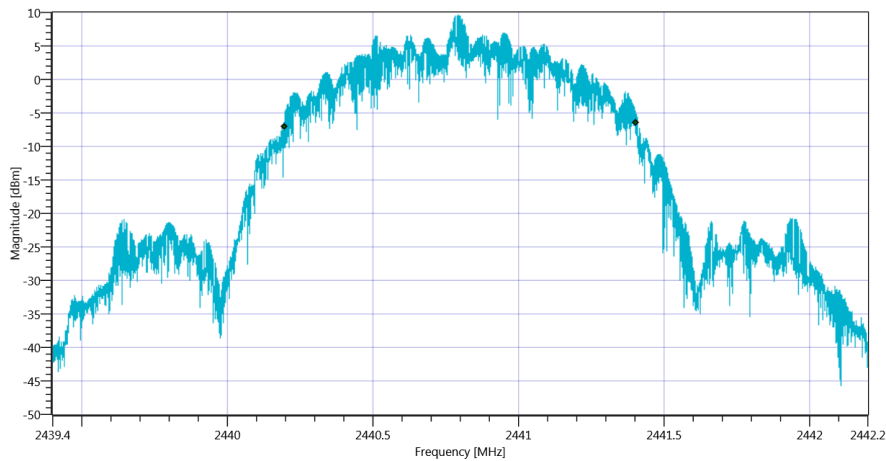
Test at TX 2440.8 MHz

READ SA SETTINGS:

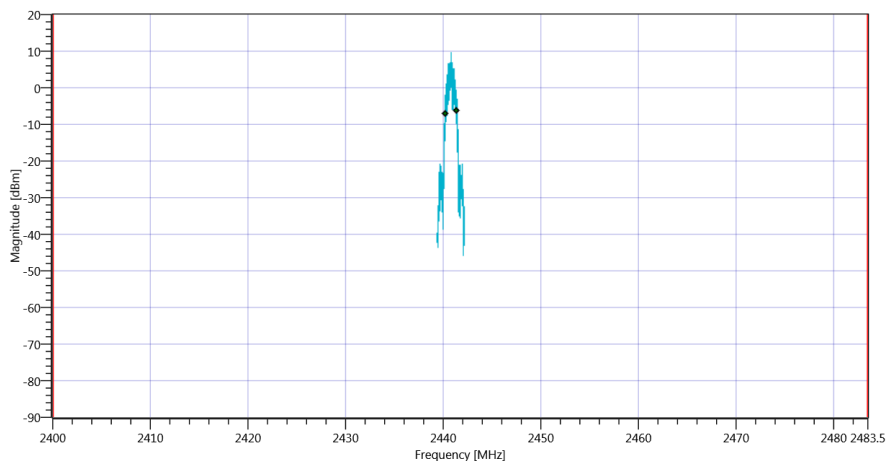
RefLevel [dBm] RefLevelOffset [dB] InpAtt [dB]	18.24 10.99 25
Start [MHz] Stop [MHz]	2439.400 2442.200
RBW [MHz] VBW [MHz]	0.030000 0.100000
Detector TraceMode	POS MAXH
Sweep: Time [ms] Count Points per Section Type	50 200 10001 SWE

RESULT

Test Description	Lower Limit	Upper Limit	Measured	Unit	Verdict
Bandwidth 99%	---	---	1208	kHz	INFO
T1 99%	2400.000000	---	2440.1955	MHz	PASS
T2 99%	---	2483.500000	2441.4033	MHz	PASS



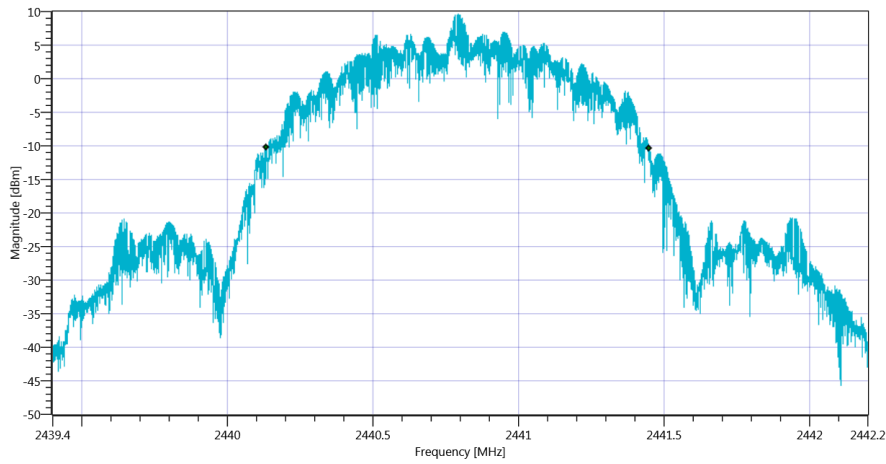
Plot_FCC Part 15.247 Bandwidth 99PCT-20dB ~ Generic 2G4 99PCT_07102020_173353.png



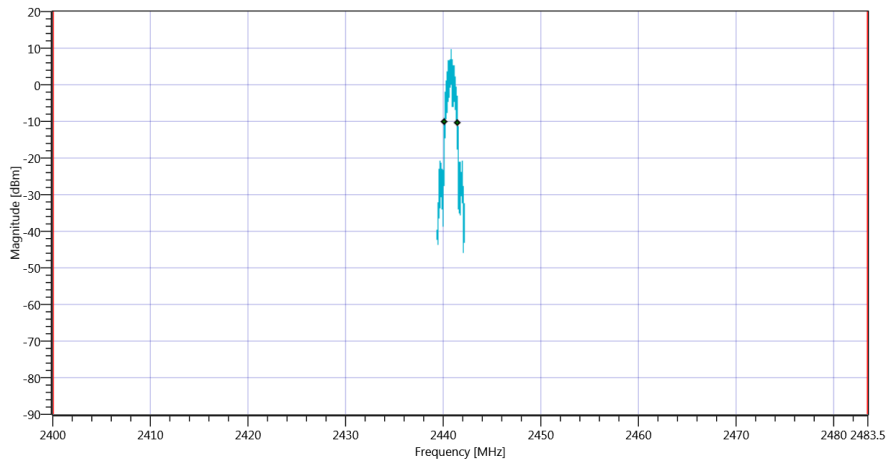
Plot_FCC Part 15.247 Bandwidth 99PCT-20dB ~ Generic 2G4_07102020_173357.png

RESULT

Test Description	Lower Limit	Upper Limit	Measured	Unit	Verdict
Bandwidth 20dB	---	---	1314	kHz	INFO
T1 20dB	2400.000000	---	2440.1339	MHz	PASS
T2 20dB	---	2483.500000	2441.4479	MHz	PASS



Plot_FCC Part 15.247 Bandwidth 99PCT-20dB ~ Generic 2G4 20dB_07102020_173403.png



Plot_FCC Part 15.247 Bandwidth 99PCT-20dB ~ Generic 2G4_07102020_173407.png

TEST FINISHED

General Verdict

07.10.2020 17:34:08 / RT: 42 s

PASS

12. FCC Part 15.247 Bandwidth 99PCT-20dB ~ Generic 2G4

Test References	
TC Start	07.10.2020 17:57:45
Ambit Temp [°C] Humidity [rel%]	27.8 34
System Version	1.0.0.51
Test Specification	FCC Part 15.247
Test Method	
Class / TC Version	TC_VM_FCC15247_Bandwidth_99PCT_20dB_DTS_FHSS_V01 Version: 0.0.2
My Description	FCC 15.247 Bandwidth 99PCT-20DB DTS - Generic 2G4
Add. Information	

Test Parameter	
Technology to test	Generic 2G4
Antenna Port used	1
Temperature	mid
Voltage	mid
Frequency low to test	False Freq [MHz] 2401.056
Frequency mid to test	False Freq [MHz] 2440.8
Frequency high to test	True Freq [MHz] 2480.5
Switched Path	IUT - SignalingUnit - SpectrumAnalyzer
Devices in use	SA: Rohde&Schwarz,FSV-30,1321.3008K30/103170,3.60

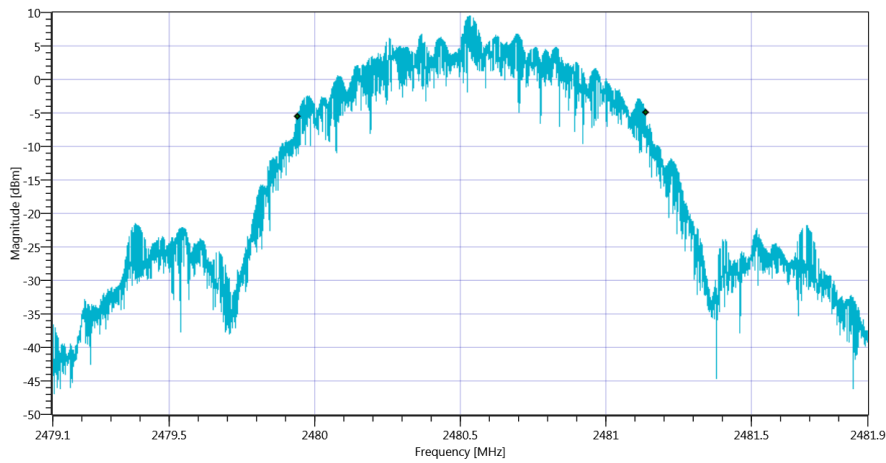
Test at TX 2480.5 MHz

READ SA SETTINGS:

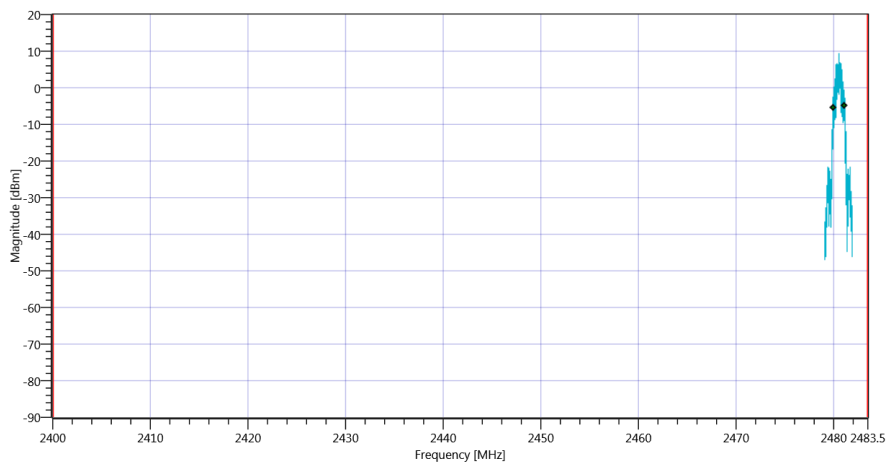
RefLevel [dBm] RefLevelOffset [dB] InpAtt [dB]	17.97 11.06 25
Start [MHz] Stop [MHz]	2479.100 2481.900
RBW [MHz] VBW [MHz]	0.030000 0.100000
Detector TraceMode	POS MAXH
Sweep: Time [ms] Count Points per Section Type	50 200 10001 SWE

RESULT

Test Description	Lower Limit	Upper Limit	Measured	Unit	Verdict
Bandwidth 99%	---	---	1196	kHz	INFO
T1 99%	2400.000000	---	2479.9403	MHz	PASS
T2 99%	---	2483.500000	2481.1367	MHz	PASS



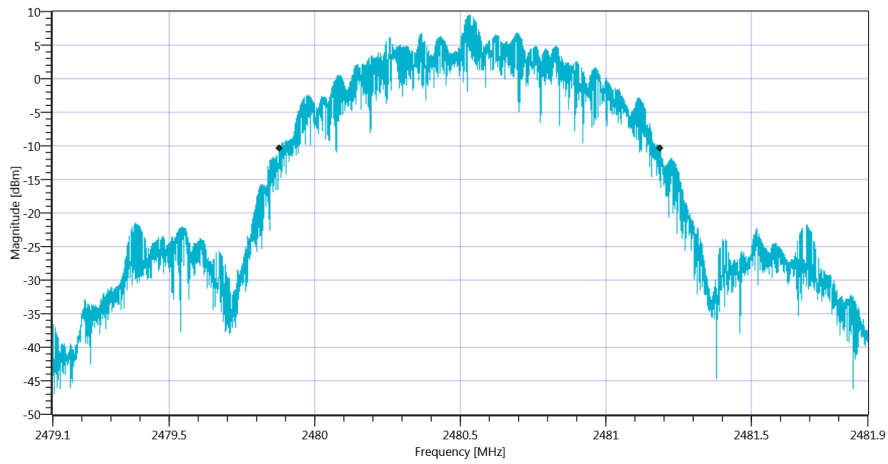
Plot_FCC Part 15.247 Bandwidth 99PCT-20dB ~ Generic 2G4 99PCT_07102020_175813.png



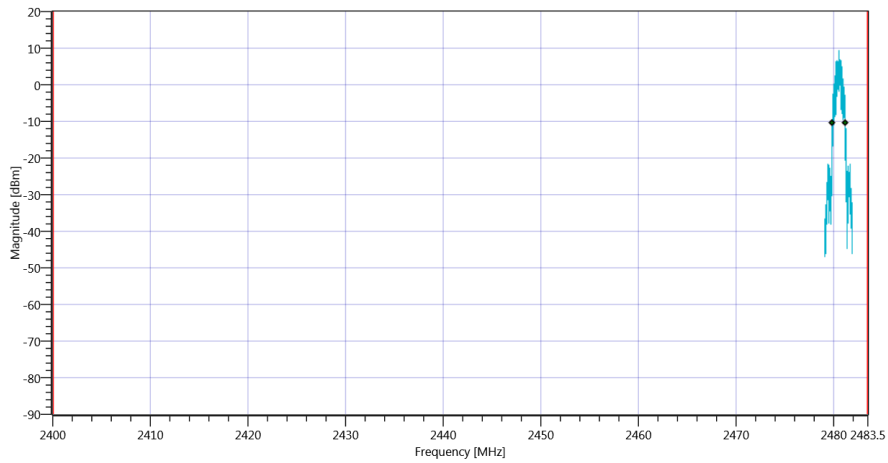
Plot_FCC Part 15.247 Bandwidth 99PCT-20dB ~ Generic 2G4_07102020_175817.png

RESULT

Test Description	Lower Limit	Upper Limit	Measured	Unit	Verdict
Bandwidth 20dB	---	---	1307	kHz	INFO
T1 20dB	2400.000000	---	2479.8801	MHz	PASS
T2 20dB	---	2483.500000	2481.1871	MHz	PASS



Plot_FCC Part 15.247 Bandwidth 99PCT-20dB ~ Generic 2G4 20dB_07102020_175823.png



Plot_FCC Part 15.247 Bandwidth 99PCT-20dB ~ Generic 2G4_07102020_175827.png

TEST FINISHED

General Verdict

07.10.2020 17:58:28 / RT: 43 s

PASS

13. FCC Part 15.247 TX Spurious Conducted ~ Generic 2G4

Test References	
TC Start	09.10.2020 10:53:02
Ambit Temp [°C] Humidity [rel%]	26.9 38
System Version	1.0.0.51
Test Specification	FCC Part 15.247
Test Method	IF DTS then 8.5 DTS emissions in non-restricted frequency bands: Subclause 11.11 of ANSI C63.10 is applicable.
Class / TC Version	TC_VM_FCC15247_TX_Emissions_Conducted_V01 Version: 0.0.1
My Description	FCC 15.247 TX Emissions Conducted DTS - Generic 2G4
Add. Information	Channel 46

Test Parameter	
Technology to test	Generic 2G4
Antenna Port used	1
Temperature	mid
Voltage	mid
Frequency low to test	True Freq [MHz] 2401.056
Frequency mid to test	True Freq [MHz] 2440.8
Frequency high to test	True Freq [MHz] 2480.5
Switched Path	IUT - SignalingUnit - SpectrumAnalyzer
Devices in use	SA: Rohde&Schwarz,FSV-30,1321.3008K30/103170,3.60

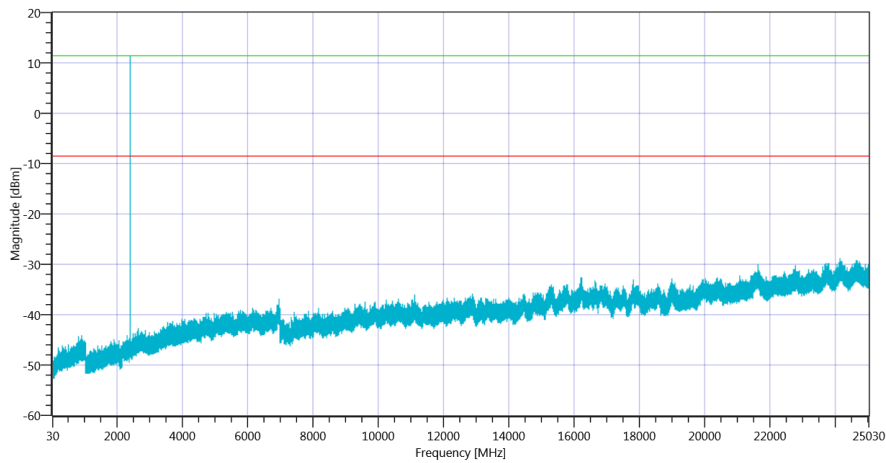
Test at TX 2401.056 MHz

READ SA SETTINGS:

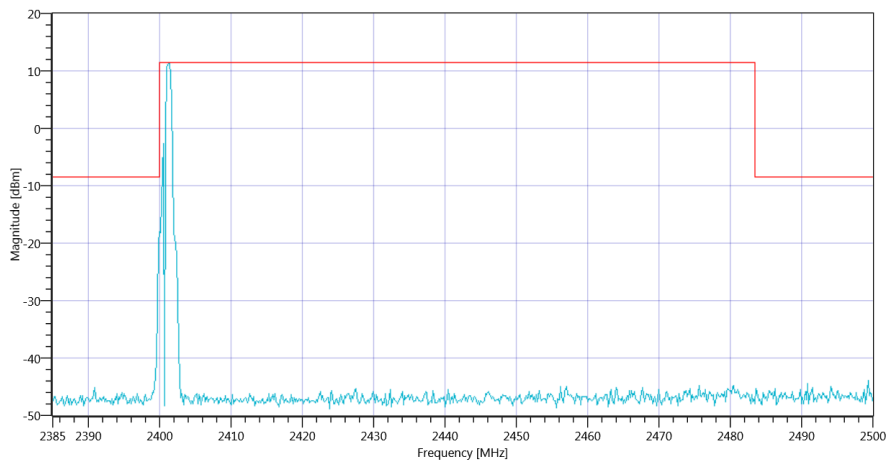
RefLevel [dBm] RefLevelOffset [dB] InpAtt [dB]	14.03 0 30
Start [MHz] Stop [MHz]	24530.000 25030.000
RBW [MHz] VBW [MHz]	0.100000 0.300000
Detector TraceMode	POS MAXH
Sweep: Time [ms] Count Points per Section Type	250 50 3001 SWE

RESULT

Test Description	Lower Limit	Upper Limit	Measured	Unit	Verdict
Reference @ 2401.33 MHz	---	---	11.50	dBm	INFO
No peaks detected	---	---			PASS
Lowest margin to limit 2399.833 MHz	0	---	11.44	dB	INFO



Plot_FCC Part 15.247 TX Spurious Conducted ~ Generic 2G4 2401.056_09102020_110642.png



Plot_FCC Part 15.247 TX Spurious Conducted ~ Generic 2G4 2401.056_09102020_110645.png

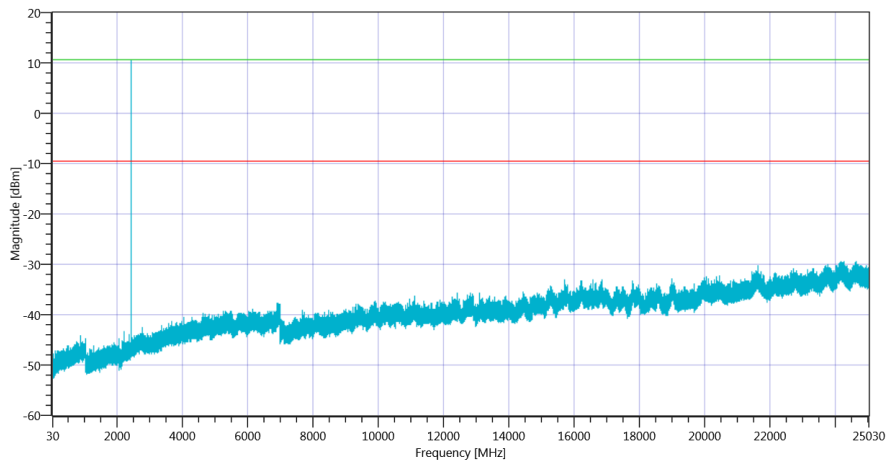
Test at TX 2440.8 MHz

READ SA SETTINGS:

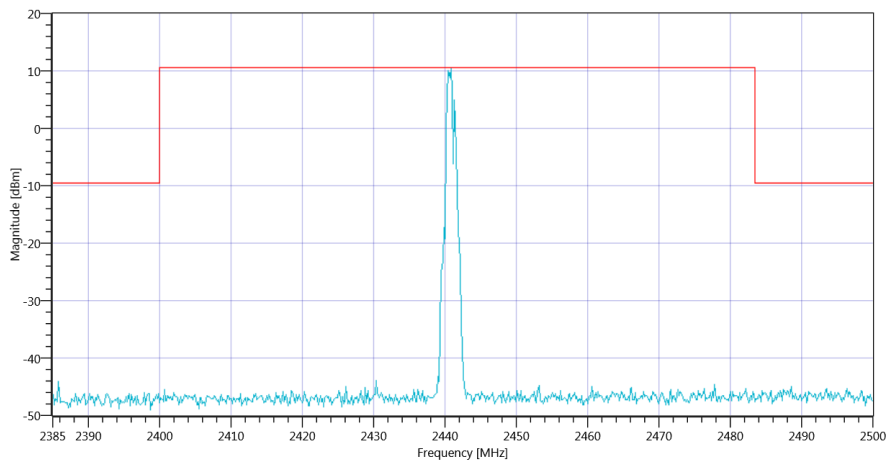
RefLevel [dBm] RefLevelOffset [dB] InpAtt [dB]	13.84 0 30
Start [MHz] Stop [MHz]	24530.000 25030.000
RBW [MHz] VBW [MHz]	0.100000 0.300000
Detector TraceMode	POS MAXH
Sweep: Time [ms] Count Points per Section Type	250 50 3001 SWE

RESULT

Test Description	Lower Limit	Upper Limit	Measured	Unit	Verdict
Reference @ 2440.83 MHz	---	---	10.53	dBm	INFO
No peaks detected	---	---			PASS
Lowest margin to limit 24261.667 MHz	0	---	19.93	dB	INFO



Plot_FCC Part 15.247 TX Spurious Conducted ~ Generic 2G4 2440.8_09102020_112038.png



Plot_FCC Part 15.247 TX Spurious Conducted ~ Generic 2G4 2440.8_09102020_112041.png

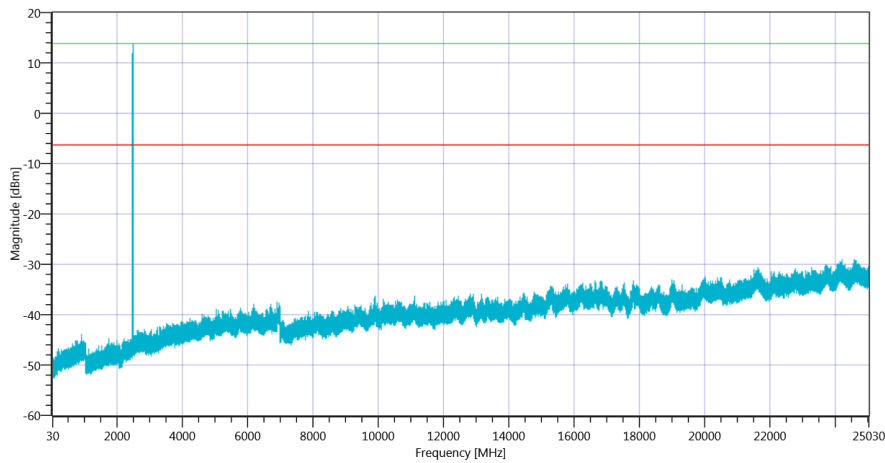
Test at TX 2480.5 MHz

READ SA SETTINGS:

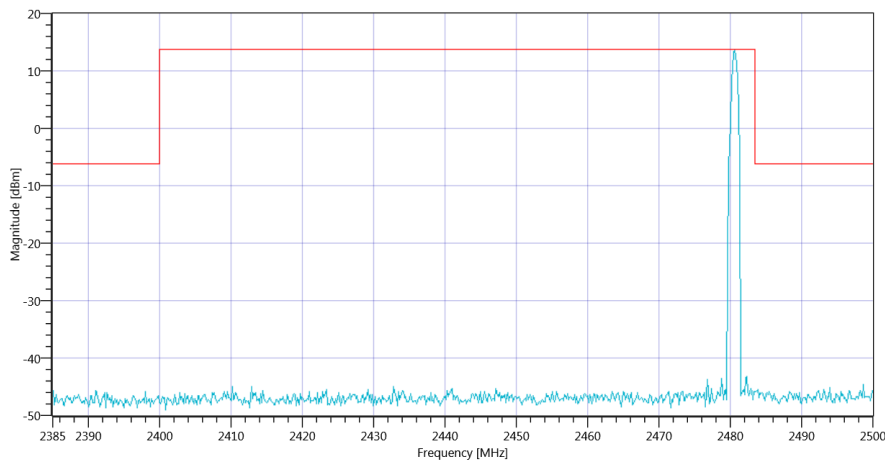
RefLevel [dBm] RefLevelOffset [dB] InpAtt [dB]	13.63 0 30
Start [MHz] Stop [MHz]	24530.000 25030.000
RBW [MHz] VBW [MHz]	0.100000 0.300000
Detector TraceMode	POS MAXH
Sweep: Time [ms] Count Points per Section Type	250 50 3001 SWE

RESULT

Test Description	Lower Limit	Upper Limit	Measured	Unit	Verdict
Reference @ 2480.67 MHz	---	---	13.76	dBm	INFO
No peaks detected	---	---			PASS
Lowest margin to limit 24204.167 MHz	0	---	22.8	dB	INFO



Plot_FCC Part 15.247 TX Spurious Conducted ~ Generic 2G4 2480.5_09102020_113432.png



Plot_FCC Part 15.247 TX Spurious Conducted ~ Generic 2G4 2480.5_09102020_113435.png

TEST FINISHED

General Verdict

09.10.2020 11:34:37 / RT: 2494 s

PASS

14. FCC Part 15.247 Maximum Peak Conducted Output Power DTS ~ Generic 2G4

Test References	
TC Start	20.10.2020 13:07:46
Ambit Temp [°C] Humidity [rel%]	27.0 29
System Version	1.0.0.51
Test Specification	FCC Part 15.247
Test Method	DTS: KDB 558074 D01 V05 - Chapter 8.3.1.1 RBW ≥ DTS Bandwidth
Class / TC Version	TC_VM_FCC15247_Maximum_Peak_Conducted_Output_Power_DTS_V01 Version: 0.0.1
My Description	FCC 15.247 Maximum Peak Output Power Conducted DTS4 - Generic 2G4
Add. Information	PS16

Test Parameter	
Technology to test	Generic 2G4
Antenna Port used	1
Temperature	mid
Voltage	mid
Frequency low to test	False Freq [MHz] 2401.056
Frequency mid to test	False Freq [MHz] 2440.8
Frequency high to test	True Freq [MHz] 2482.27
Switched Path	IUT - SignalingUnit - SpectrumAnalyzer
Devices in use	SA: Rohde&Schwarz,FSV-30,1321.3008K30/103170,3.60

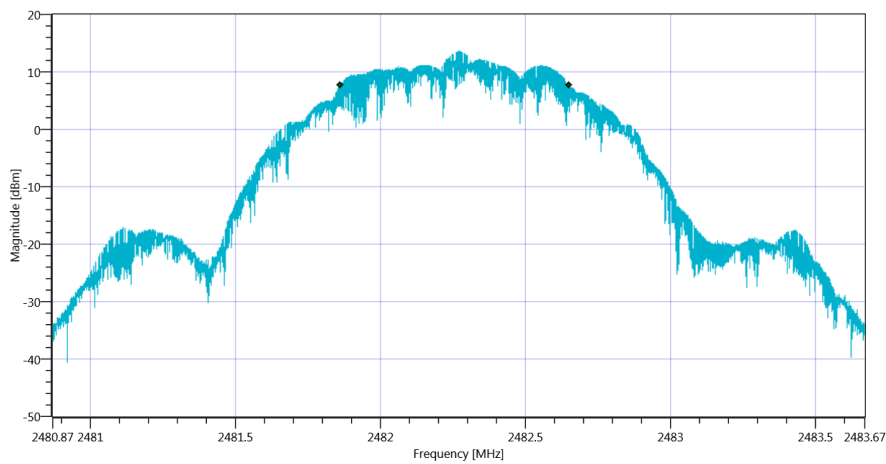
Test at TX 2482.27 MHz

READ SA SETTINGS:

RefLevel [dBm] RefLevelOffset [dB] InpAtt [dB]	18.12 11.06 25
Start [MHz] Stop [MHz]	2480.870 2483.670
RBW [MHz] VBW [MHz]	0.100000 0.300000
Detector TraceMode	POS MAXH
Sweep: Time [ms] Count Points per Section Type	50 200 10001 SWE

DTS Bandwidth

Test Description	Lower Limit	Upper Limit	Measured	Unit	Verdict
DTS Bandwidth (6dB)	---	---	791	kHz	INFO



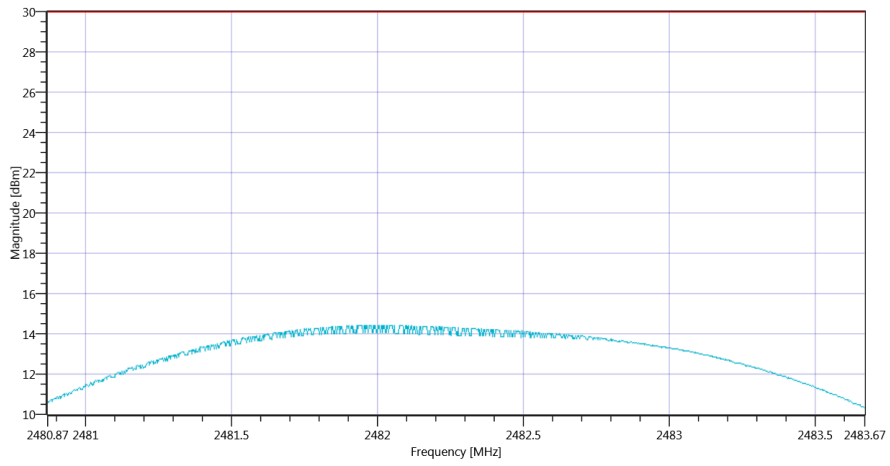
Plot_FCC Part 15.247 Maximum Peak Conducted Output Power DTS ~ Generic 2G4 DTS BW_20102020_130815.png

READ SA SETTINGS:

RefLevel [dBm] RefLevelOffset [dB] InpAtt [dB]	23.12 11.06 30
Start [MHz] Stop [MHz]	2480.870 2483.670
RBW [MHz] VBW [MHz]	2.000000 5.000000
Detector TraceMode	POS MAXH
Sweep: Time [ms] Count Points per Section Type	50 200 1001 SWE

RESULT

Test Description	Lower Limit	Upper Limit	Measured	Unit	Verdict
Peak Power	---	30.00	14.42	dBm	PASS
Peak Power	---	1000	27.669416	mW	PASS
Frequency at Peak	---	---	2481.957	MHz	INFO



Plot_FCC Part 15.247 Maximum Peak Conducted Output Power DTS -- Generic 2G4_20102020_130831.png

TEST FINISHED

General Verdict

20.10.2020 13:08:32 / RT: 46 s

PASS

15. FCC Part 15.247 Bandwidth 6dB DTS ~ Generic 2G4

Test References	
TC Start	20.10.2020 13:08:36
Ambit Temp [°C] Humidity [rel%]	27.0 29
System Version	1.0.0.51
Test Specification	FCC Part 15.247
Test Method	99
Class / TC Version	TC_VM_FCC15247_Bandwidth_6dB_DTS_V01 Version: 0.0.1
My Description	FCC 15.247 Bandwidth 6DB DTS - Generic 2G4
Add. Information	PS16

Test Parameter	
Technology to test	Generic 2G4
Antenna Port used	1
Temperature	mid
Voltage	mid
Frequency low to test	False Freq [MHz] 2401.056
Frequency mid to test	False Freq [MHz] 2440.8
Frequency high to test	True Freq [MHz] 2482.27
Switched Path	IUT - SignalingUnit - SpectrumAnalyzer
Devices in use	SA: Rohde&Schwarz,FSV-30,1321.3008K30/103170,3.60

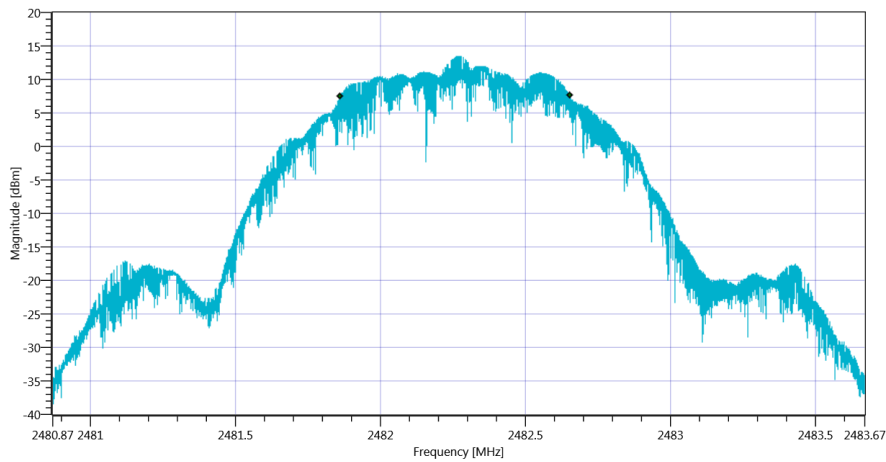
Test at TX 2482.27 MHz

READ SA SETTINGS:

RefLevel [dBm] RefLevelOffset [dB] InpAtt [dB]	18.04 11.06 25
Start [MHz] Stop [MHz]	2480.870 2483.670
RBW [MHz] VBW [MHz]	0.100000 0.300000
Detector TraceMode	POS MAXH
Sweep: Time [ms] Count Points per Section Type	50 200 10001 SWE

RESULT

Test Description	Lower Limit	Upper Limit	Measured	Unit	Verdict
DTS Bandwidth (6dB)	500	---	794	kHz	PASS



Plot_FCC Part 15.247 Bandwidth 6dB DTS ~ Generic 2G4_20102020_130904.png

TEST FINISHED

General Verdict	20.10.2020 13:09:04 / RT: 28 s	PASS
-----------------	--------------------------------	------

16. FCC Part 15.247 Peak Power Spectral Density DTS ~ Generic 2G4

Test References	
TC Start	20.10.2020 13:09:09
Ambit Temp [°C] Humidity [rel%]	26.9 29
System Version	1.0.0.51
Test Specification	FCC Part 15.247
Test Method	DTS: KDB 558074 D01 V05 - Chapter 8.4 DTS maximum power spectral density level in the fundamental emission
Class / TC Version	TC_VM_FCC15247_Peak_Power_Spectral_Density_DTS_V01 Version: 0.0.1
My Description	FCC 15.247 Peak Power Spectral Density DTS - Generic 2G4
Add. Information	PS16

Test Parameter	
Technology to test	Generic 2G4
Antenna Port used	1
Temperature	mid
Voltage	mid
Frequency low to test	False Freq [MHz] 2401.056
Frequency mid to test	False Freq [MHz] 2440.8
Frequency high to test	True Freq [MHz] 2482.27
Switched Path	IUT - SignalingUnit - SpectrumAnalyzer
Devices in use	SA: Rohde&Schwarz,FSV-30,1321.3008K30/103170,3.60

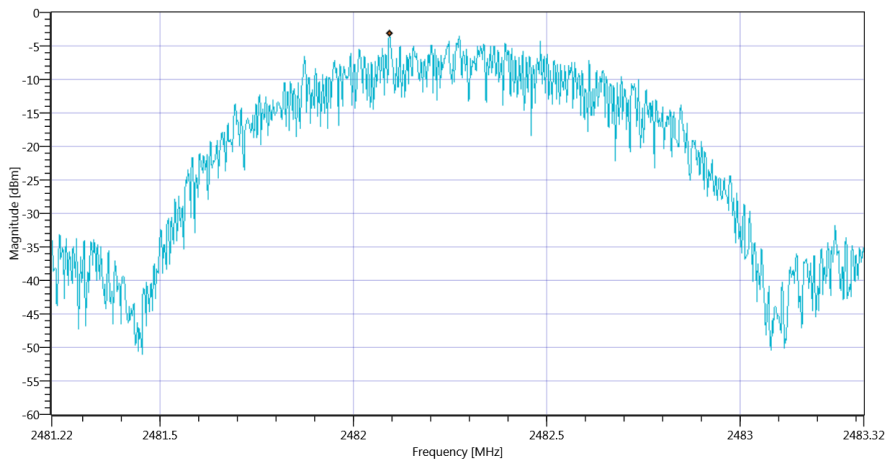
Test at TX 2482.27 MHz

READ SA SETTINGS:

RefLevel [dBm] RefLevelOffset [dB] InpAtt [dB]	18.01 11.06 25
Start [MHz] Stop [MHz]	2481.220 2483.320
RBW [MHz] VBW [MHz]	0.003000 0.010000
Detector TraceMode	POS MAXH
Sweep: Time [ms] Count Points per Section Type	1000 20 1001 SWE

RESULT

Test Description	Lower Limit	Upper Limit	Measured	Unit	Verdict
Max Peak power Density	---	8	-3.18	dBm/3KHz	PASS



Plot_FCC Part 15.247 Peak Power Spectral Density DTS ~ Generic 2G4_20102020_130946.png

TEST FINISHED

General Verdict	20.10.2020 13:09:46 / RT: 37 s	PASS
-----------------	--------------------------------	------

17. FCC Part 15.247 Bandwidth 99PCT-20dB ~ Generic 2G4

Test References	
TC Start	20.10.2020 13:09:51
Ambit Temp [°C] Humidity [rel%]	26.9 29
System Version	1.0.0.51
Test Specification	FCC Part 15.247
Test Method	
Class / TC Version	TC_VM_FCC15247_Bandwidth_99PCT_20dB_DTS_FHSS_V01 Version: 0.0.2
My Description	FCC 15.247 Bandwidth 99PCT-20DB DTS - Generic 2G4
Add. Information	PS16

Test Parameter	
Technology to test	Generic 2G4
Antenna Port used	1
Temperature	mid
Voltage	mid
Frequency low to test	False Freq [MHz] 2401.056
Frequency mid to test	False Freq [MHz] 2440.8
Frequency high to test	True Freq [MHz] 2482.27
Switched Path	IUT - SignalingUnit - SpectrumAnalyzer
Devices in use	SA: Rohde&Schwarz,FSV-30,1321.3008K30/103170,3.60

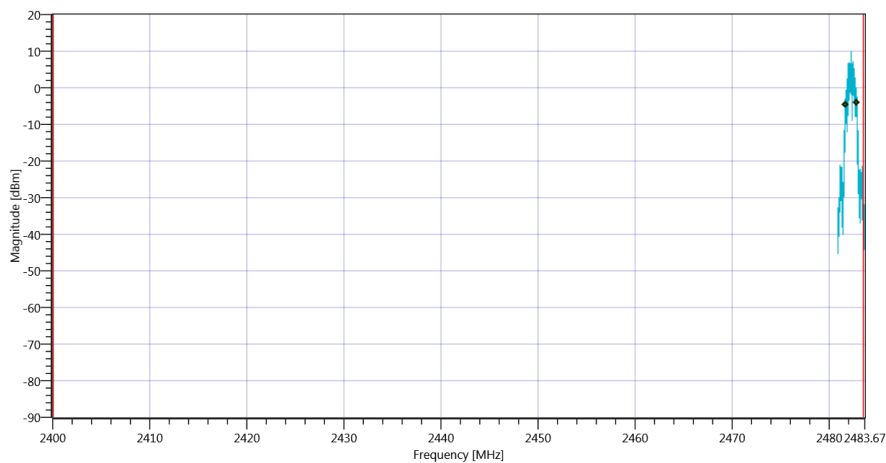
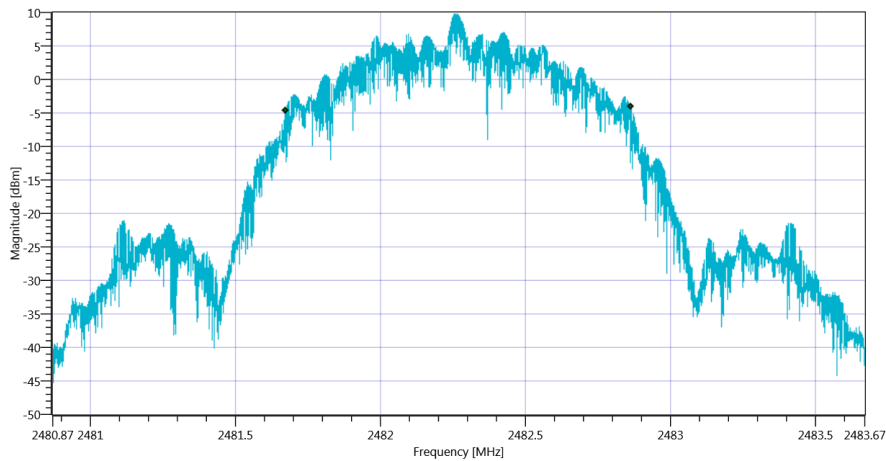
Test at TX 2482.27 MHz

READ SA SETTINGS:

RefLevel [dBm] RefLevelOffset [dB] InpAtt [dB]	17.98 11.06 25
Start [MHz] Stop [MHz]	2480.870 2483.670
RBW [MHz] VBW [MHz]	0.030000 0.100000
Detector TraceMode	POS MAXH
Sweep: Time [ms] Count Points per Section Type	50 200 10001 SWE

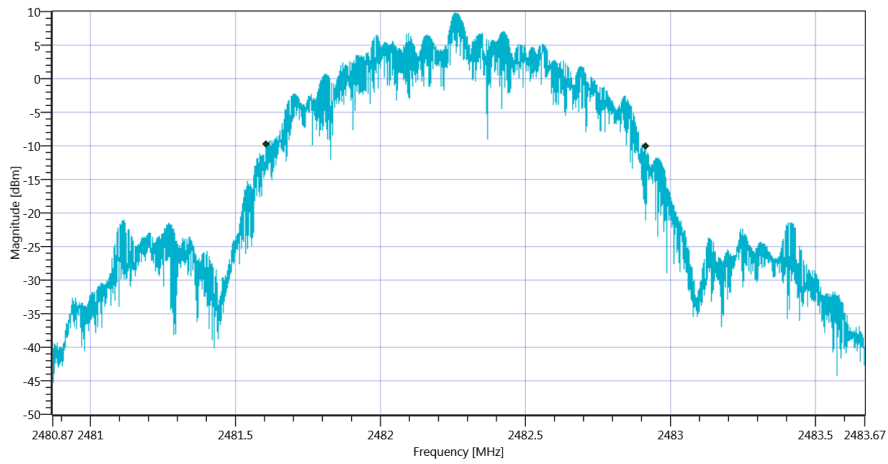
RESULT

Test Description	Lower Limit	Upper Limit	Measured	Unit	Verdict
Bandwidth 99%	---	---	1191	kHz	INFO
T1 99%	2400.000000	---	2481.6720	MHz	PASS
T2 99%	---	2483.500000	2482.8630	MHz	PASS

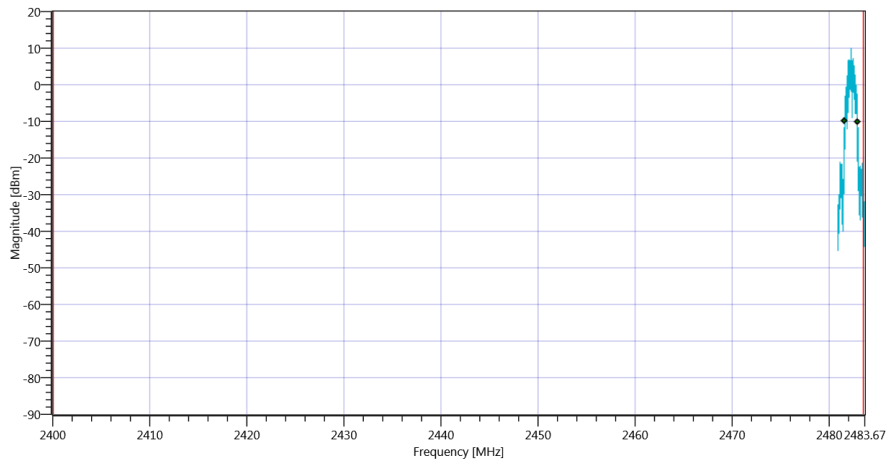


RESULT

Test Description	Lower Limit	Upper Limit	Measured	Unit	Verdict
Bandwidth 20dB	---	---	1308	kHz	INFO
T1 20DB	2400.000000	---	2481.6067	MHz	PASS
T2 20dB	---	2483.500000	2482.9151	MHz	PASS



Plot_FCC Part 15.247 Bandwidth 99PCT-20dB ~ Generic 2G4 20dB_20102020_131029.png



Plot_FCC Part 15.247 Bandwidth 99PCT-20dB ~ Generic 2G4_20102020_131033.png

TEST FINISHED

General Verdict

20.10.2020 13:10:33 / RT: 42 s

PASS

18. FCC Part 15.247 TX Spurious Conducted ~ Generic 2G4

Test References	
TC Start	20.10.2020 13:25:45
Ambit Temp [°C] Humidity [rel%]	27.2 29
System Version	1.0.0.51
Test Specification	FCC Part 15.247
Test Method	IF DTS then 8.5 DTS emissions in non-restricted frequency bands: Subclause 11.11 of ANSI C63.10 is applicable.
Class / TC Version	TC_VM_FCC15247_TX_Emissions_Conducted_V01 Version: 0.0.1
My Description	FCC 15.247 TX Emissions Conducted DTS - Generic 2G4
Add. Information	PS16

Test Parameter	
Technology to test	Generic 2G4
Antenna Port used	1
Temperature	mid
Voltage	mid
Frequency low to test	False Freq [MHz] 2401.056
Frequency mid to test	False Freq [MHz] 2440.8
Frequency high to test	True Freq [MHz] 2482.27
Switched Path	IUT - SignalingUnit - SpectrumAnalyzer
Devices in use	SA: Rohde&Schwarz,FSV-30,1321.3008K30/103170,3.60

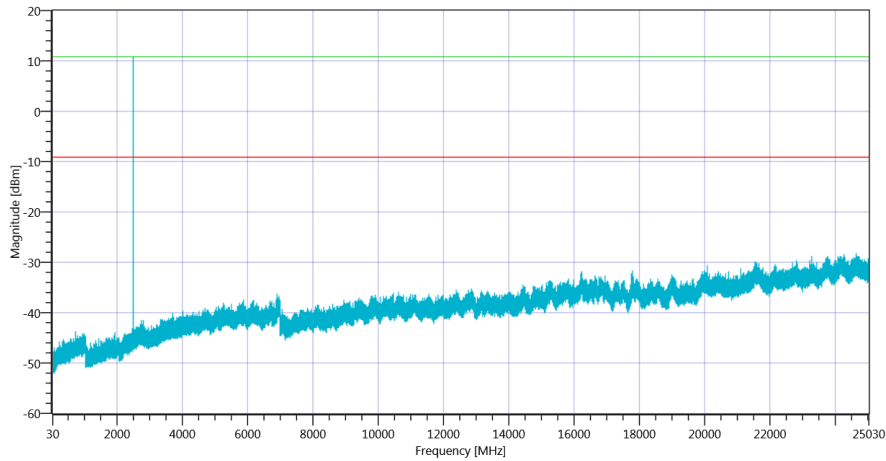
Test at TX 2482.27 MHz

READ SA SETTINGS:

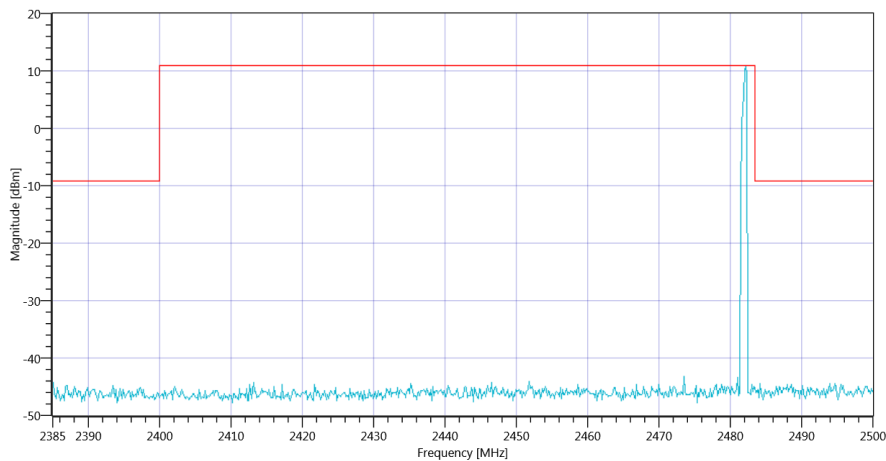
RefLevel [dBm] RefLevelOffset [dB] InpAtt [dB]	12.80 0 30
Start [MHz] Stop [MHz]	24530.000 25030.000
RBW [MHz] VBW [MHz]	0.100000 0.300000
Detector TraceMode	POS MAXH
Sweep: Time [ms] Count Points per Section Type	500 25 3001 SWE

RESULT

Test Description	Lower Limit	Upper Limit	Measured	Unit	Verdict
Reference @ 2482.17 MHz	---	---	10.88	dBm	INFO
No peaks detected	---	---			PASS
Lowest margin to limit 24633 MHz	0	---	19.05	dB	INFO



Plot_FCC Part 15.247 TX Spurious Conducted ~ Generic 2G4 2482.27_20102020_133828.png



Plot_FCC Part 15.247 TX Spurious Conducted ~ Generic 2G4 2482.27_20102020_133831.png

TEST FINISHED

General Verdict

20.10.2020 13:38:33 / RT: 767 s

PASS

19. FCC Part 15.247 Maximum Peak Conducted Output Power DTS ~ Generic 2G4

Test References	
TC Start	20.10.2020 13:44:05
Ambit Temp [°C] Humidity [rel%]	27.0 29
System Version	1.0.0.51
Test Specification	FCC Part 15.247
Test Method	DTS: KDB 558074 D01 V05 - Chapter 8.3.1.1 RBW ≥ DTS Bandwidth
Class / TC Version	TC_VM_FCC15247_Maximum_Peak_Conducted_Output_Power_DTS_V01 Version: 0.0.1
My Description	FCC 15.247 Maximum Peak Output Power Conducted DTS4 - Generic 2G4
Add. Information	PS14

Test Parameter	
Technology to test	Generic 2G4
Antenna Port used	1
Temperature	mid
Voltage	mid
Frequency low to test	False Freq [MHz] 2401.056
Frequency mid to test	False Freq [MHz] 2440.8
Frequency high to test	True Freq [MHz] 2482.27
Switched Path	IUT - SignalingUnit - SpectrumAnalyzer
Devices in use	SA: Rohde&Schwarz,FSV-30,1321.3008K30/103170,3.60

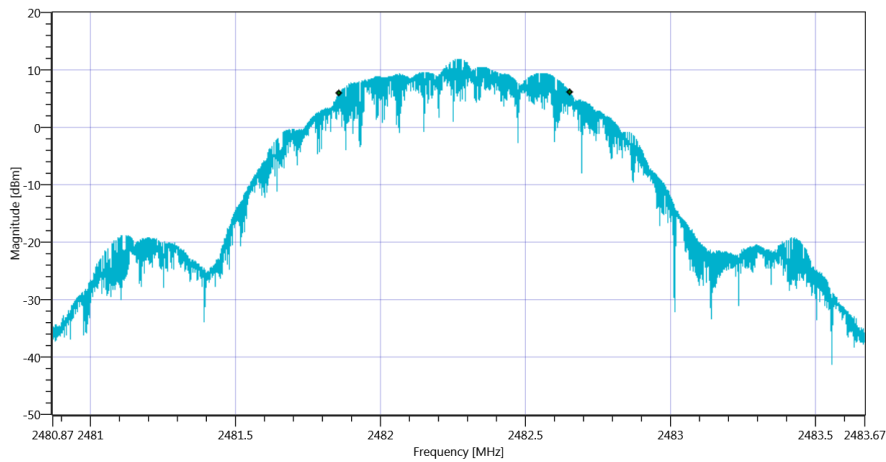
Test at TX 2482.27 MHz

READ SA SETTINGS:

RefLevel [dBm] RefLevelOffset [dB] InpAtt [dB]	16.45 11.06 25
Start [MHz] Stop [MHz]	2480.870 2483.670
RBW [MHz] VBW [MHz]	0.100000 0.300000
Detector TraceMode	POS MAXH
Sweep: Time [ms] Count Points per Section Type	50 200 10001 SWE

DTS Bandwidth

Test Description	Lower Limit	Upper Limit	Measured	Unit	Verdict
DTS Bandwidth (6dB)	---	---	795	kHz	INFO

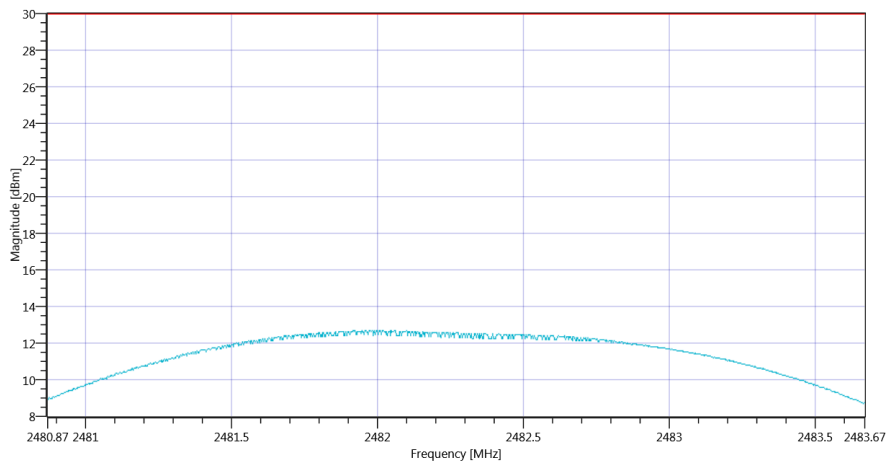


READ SA SETTINGS:

RefLevel [dBm] RefLevelOffset [dB] InpAtt [dB]	21.45 11.06 30
Start [MHz] Stop [MHz]	2480.870 2483.670
RBW [MHz] VBW [MHz]	2.000000 5.000000
Detector TraceMode	POS MAXH
Sweep: Time [ms] Count Points per Section Type	50 200 1001 SWE

RESULT

Test Description	Lower Limit	Upper Limit	Measured	Unit	Verdict
Peak Power	---	30.00	12.68	dBm	PASS
Peak Power	---	1000	18.535316	mW	PASS
Frequency at Peak	---	---	2482.021	MHz	INFO



Plot_FCC Part 15.247 Maximum Peak Conducted Output Power DTS ~ Generic 2G4_20102020_134449.png

TEST FINISHED

General Verdict

20.10.2020 13:44:50 / RT: 44 s

PASS

20. FCC Part 15.247 Bandwidth 6dB DTS ~ Generic 2G4

Test References	
TC Start	20.10.2020 13:44:54
Ambit Temp [°C] Humidity [rel%]	27.1 29
System Version	1.0.0.51
Test Specification	FCC Part 15.247
Test Method	99
Class / TC Version	TC_VM_FCC15247_Bandwidth_6dB_DTS_V01 Version: 0.0.1
My Description	FCC 15.247 Bandwidth 6DB DTS - Generic 2G4
Add. Information	PS14

Test Parameter	
Technology to test	Generic 2G4
Antenna Port used	1
Temperature	mid
Voltage	mid
Frequency low to test	False Freq [MHz] 2401.056
Frequency mid to test	False Freq [MHz] 2440.8
Frequency high to test	True Freq [MHz] 2482.27
Switched Path	IUT - SignalingUnit - SpectrumAnalyzer
Devices in use	SA: Rohde&Schwarz,FSV-30,1321.3008K30/103170,3.60

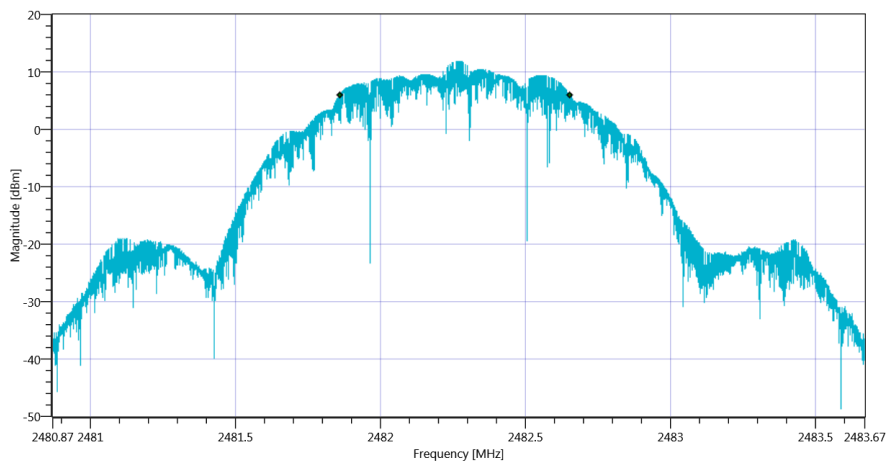
Test at TX 2482.27 MHz

READ SA SETTINGS:

RefLevel [dBm] RefLevelOffset [dB] InpAtt [dB]	16.43 11.06 25
Start [MHz] Stop [MHz]	2480.870 2483.670
RBW [MHz] VBW [MHz]	0.100000 0.300000
Detector TraceMode	POS MAXH
Sweep: Time [ms] Count Points per Section Type	50 200 10001 SWE

RESULT

Test Description	Lower Limit	Upper Limit	Measured	Unit	Verdict
DTS Bandwidth (6dB)	500	---	794	kHz	PASS



TEST FINISHED

General Verdict	20.10.2020 13:45:23 / RT: 28 s	PASS
-----------------	--------------------------------	------

21. FCC Part 15.247 Peak Power Spectral Density DTS ~ Generic 2G4

Test References	
TC Start	20.10.2020 13:45:27
Ambit Temp [°C] Humidity [rel%]	27.1 29
System Version	1.0.0.51
Test Specification	FCC Part 15.247
Test Method	DTS: KDB 558074 D01 V05 - Chapter 8.4 DTS maximum power spectral density level in the fundamental emission
Class / TC Version	TC_VM_FCC15247_Peak_Power_Spectral_Density_DTS_V01 Version: 0.0.1
My Description	FCC 15.247 Peak Power Spectral Density DTS - Generic 2G4
Add. Information	PS14

Test Parameter	
Technology to test	Generic 2G4
Antenna Port used	1
Temperature	mid
Voltage	mid
Frequency low to test	False Freq [MHz] 2401.056
Frequency mid to test	False Freq [MHz] 2440.8
Frequency high to test	True Freq [MHz] 2482.27
Switched Path	IUT - SignalingUnit - SpectrumAnalyzer
Devices in use	SA: Rohde&Schwarz,FSV-30,1321.3008K30/103170,3.60

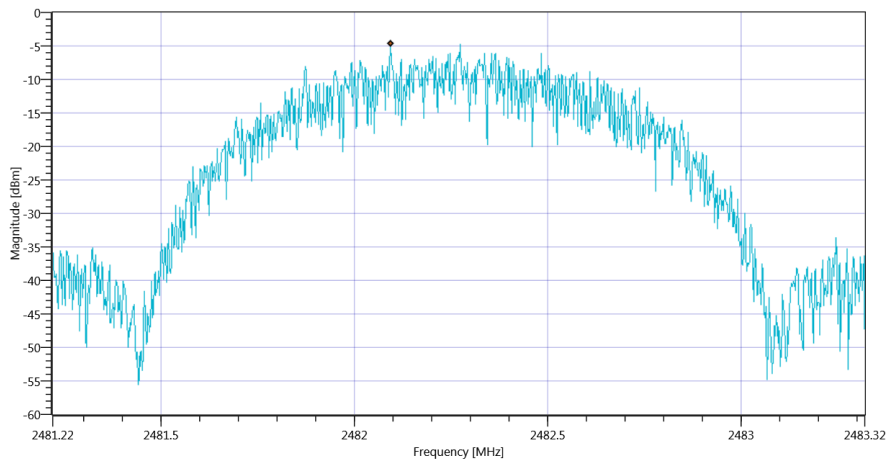
Test at TX 2482.27 MHz

READ SA SETTINGS:

RefLevel [dBm] RefLevelOffset [dB] InpAtt [dB]	16.47 11.06 25
Start [MHz] Stop [MHz]	2481.220 2483.320
RBW [MHz] VBW [MHz]	0.003000 0.010000
Detector TraceMode	POS MAXH
Sweep: Time [ms] Count Points per Section Type	1000 20 1001 SWE

RESULT

Test Description	Lower Limit	Upper Limit	Measured	Unit	Verdict
Max Peak power Density	---	8	-4.64	dBm/3KHz	PASS



Plot_FCC Part 15.247 Peak Power Spectral Density DTS ~ Generic 2G4_20102020_134604.png

TEST FINISHED

General Verdict	20.10.2020 13:46:05 / RT: 38 s	PASS
-----------------	--------------------------------	------

22. FCC Part 15.247 Bandwidth 99PCT-20dB ~ Generic 2G4

Test References	
TC Start	20.10.2020 13:46:09
Ambit Temp [°C] Humidity [rel%]	27.1 29
System Version	1.0.0.51
Test Specification	FCC Part 15.247
Test Method	
Class / TC Version	TC_VM_FCC15247_Bandwidth_99PCT_20dB_DTS_FHSS_V01 Version: 0.0.2
My Description	FCC 15.247 Bandwidth 99PCT-20DB DTS - Generic 2G4
Add. Information	PS14

Test Parameter	
Technology to test	Generic 2G4
Antenna Port used	1
Temperature	mid
Voltage	mid
Frequency low to test	False Freq [MHz] 2401.056
Frequency mid to test	False Freq [MHz] 2440.8
Frequency high to test	True Freq [MHz] 2482.27
Switched Path	IUT - SignalingUnit - SpectrumAnalyzer
Devices in use	SA: Rohde&Schwarz,FSV-30,1321.3008K30/103170,3.60

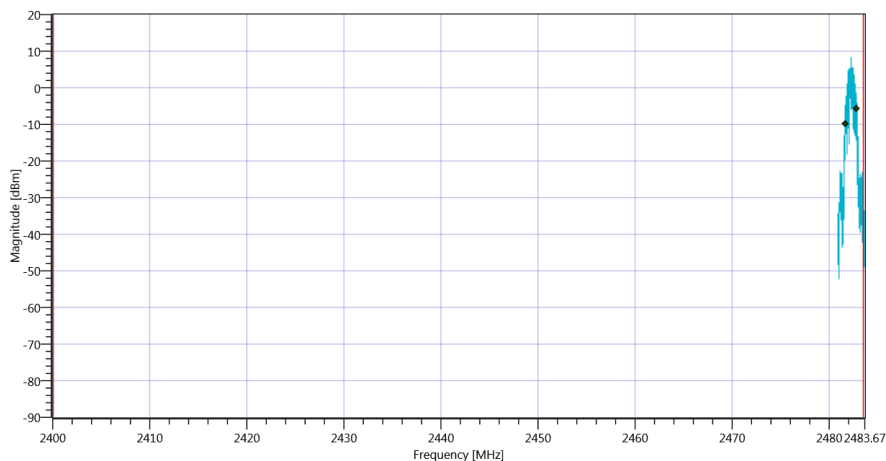
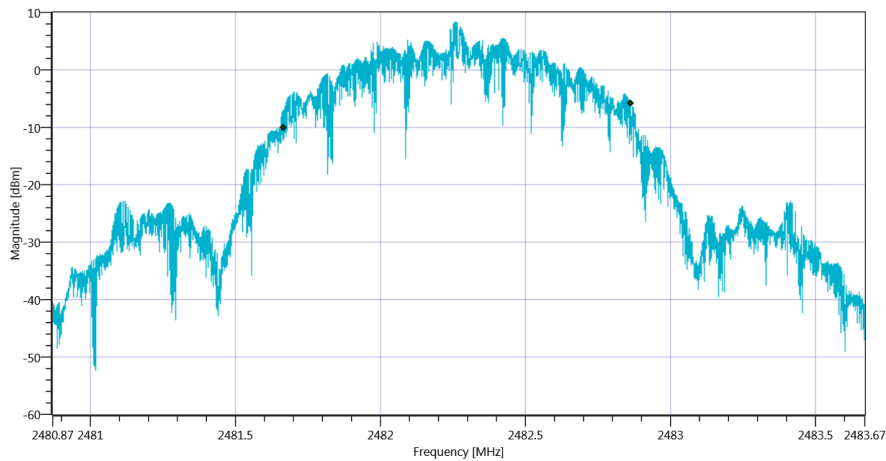
Test at TX 2482.27 MHz

READ SA SETTINGS:

RefLevel [dBm] RefLevelOffset [dB] InpAtt [dB]	16.46 11.06 25
Start [MHz] Stop [MHz]	2480.870 2483.670
RBW [MHz] VBW [MHz]	0.030000 0.100000
Detector TraceMode	POS MAXH
Sweep: Time [ms] Count Points per Section Type	50 200 10001 SWE

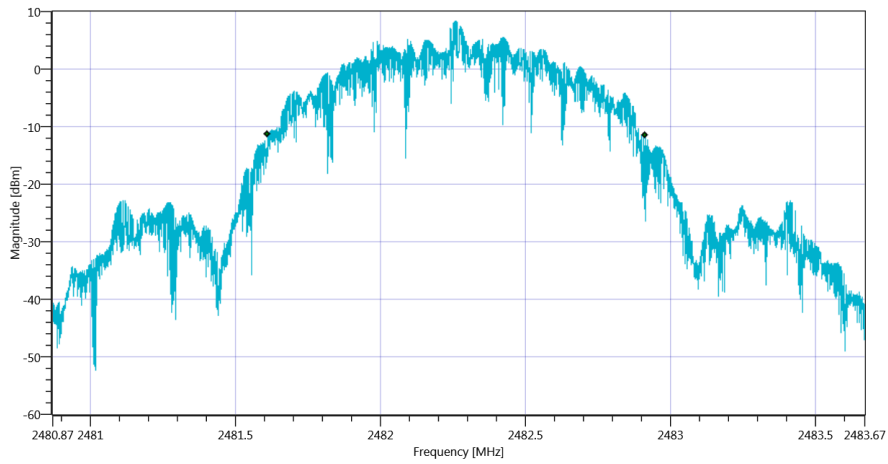
RESULT

Test Description	Lower Limit	Upper Limit	Measured	Unit	Verdict
Bandwidth 99%	---	---	1195	kHz	INFO
T1 99%	2400.000000	---	2481.6672	MHz	PASS
T2 99%	---	2483.500000	2482.8627	MHz	PASS

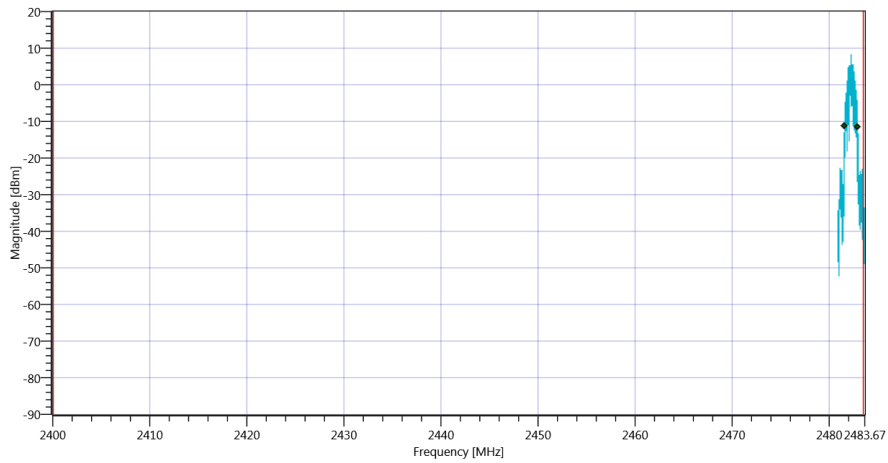


RESULT

Test Description	Lower Limit	Upper Limit	Measured	Unit	Verdict
Bandwidth 20dB	---	---	1303	kHz	INFO
T1 20DB	2400.000000	---	2481.6112	MHz	PASS
T2 20dB	---	2483.500000	2482.9140	MHz	PASS



Plot_FCC Part 15.247 Bandwidth 99PCT-20dB ~ Generic 2G4 20dB_20102020_134647.png



Plot_FCC Part 15.247 Bandwidth 99PCT-20dB ~ Generic 2G4_20102020_134651.png

TEST FINISHED

General Verdict

20.10.2020 13:46:52 / RT: 42 s

PASS

23. FCC Part 15.247 TX Spurious Conducted ~ Generic 2G4

Test References	
TC Start	20.10.2020 14:22:00
Ambit Temp [°C] Humidity [rel%]	27.4 29
System Version	1.0.0.51
Test Specification	FCC Part 15.247
Test Method	IF DTS then 8.5 DTS emissions in non-restricted frequency bands: Subclause 11.11 of ANSI C63.10 is applicable.
Class / TC Version	TC_VM_FCC15247_TX_Emissions_Conducted_V01 Version: 0.0.1
My Description	FCC 15.247 TX Emissions Conducted DTS - Generic 2G4
Add. Information	PS14

Test Parameter	
Technology to test	Generic 2G4
Antenna Port used	1
Temperature	mid
Voltage	mid
Frequency low to test	False Freq [MHz] 2401.056
Frequency mid to test	False Freq [MHz] 2440.8
Frequency high to test	True Freq [MHz] 2482.27
Switched Path	IUT - SignalingUnit - SpectrumAnalyzer
Devices in use	SA: Rohde&Schwarz,FSV-30,1321.3008K30/103170,3.60

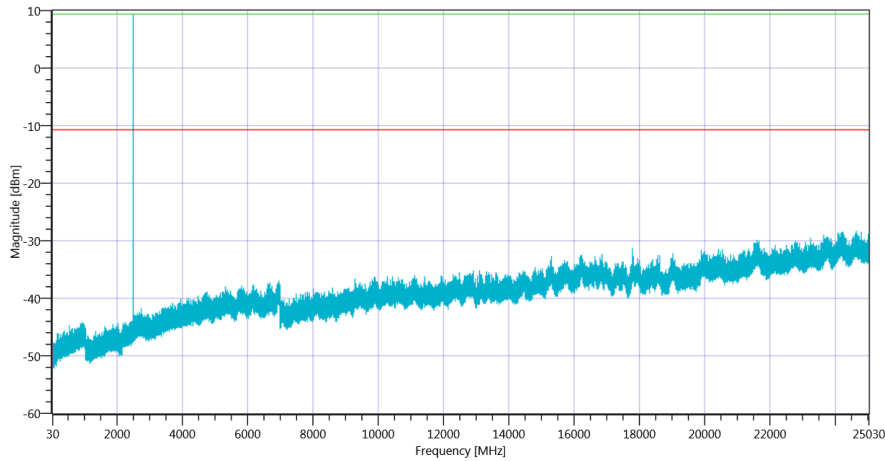
Test at TX 2482.27 MHz

READ SA SETTINGS:

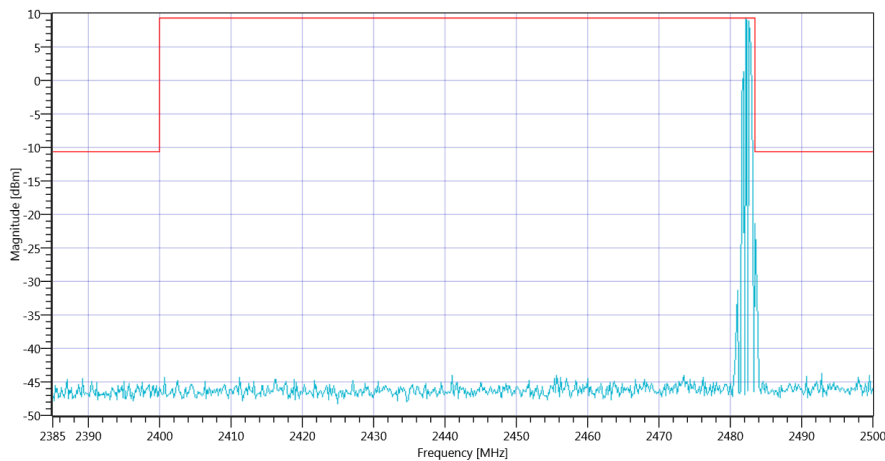
RefLevel [dBm] RefLevelOffset [dB] InpAtt [dB]	11.44 0 30
Start [MHz] Stop [MHz]	24530.000 25030.000
RBW [MHz] VBW [MHz]	0.100000 0.300000
Detector TraceMode	POS MAXH
Sweep: Time [ms] Count Points per Section Type	1000 10 3001 SWE

RESULT

Test Description	Lower Limit	Upper Limit	Measured	Unit	Verdict
Reference @ 2482.17 MHz	---	---	9.32	dBm	INFO
No peaks detected	---	---			PASS
Lowest margin to limit 30 MHz	0	---	-149.7	dB	INFO



Plot_FCC Part 15.247 TX Spurious Conducted ~ Generic 2G4 2482.27_20102020_143204.png



Plot_FCC Part 15.247 TX Spurious Conducted ~ Generic 2G4 2482.27_20102020_143207.png

TEST FINISHED

General Verdict

20.10.2020 14:32:09 / RT: 609 s

PASS

- END OF DOCUMENT -