

FCC PART 15.247



TEST REPORT

For

**HONG KONG IPRO TECHNOLOGY CO., LIMITED**

ROOM C1D, 6/F, WING HING INDUSTRIAL BUILDING,  
14 HING YIP STREET, KWUN TONG, KOWLOON, HONG KONG

**FCC ID: PQ4SUPERPAD**

|   |  |
|---|--|
| <b>Report Type:</b><br>Original Report  | <b>Product Type:</b><br>MID  |
| <b>Test Engineer:</b> Sula Huang  |  |
| <b>Report Number:</b> RSZ130916001-00D  |  |
| <b>Report Date:</b> 2013-10-28  |  |
| <b>Reviewed By:</b> Alvin Huang<br>RF Leader  |  |
| <b>Prepared By:</b> Bay Area Compliance Laboratories Corp. (Shenzhen)<br>6/F, the 3rd Phase of WanLi Industrial Building<br>ShiHua Road, FuTian Free Trade Zone<br>Shenzhen, Guangdong, China<br>Tel: +86-755-33320018<br>Fax: +86-755-33320008<br><a href="http://www.baclcorp.com.cn">www.baclcorp.com.cn</a> |  |

**Note:** This test report is prepared for the customer shown above and for the equipment described herein. It may not be duplicated or used in part without prior written consent from Bay Area Compliance Laboratories Corp.

## TABLE OF CONTENTS

|   |           |
|---|-----------|
| <b>GENERAL INFORMATION.....</b>   | <b>4</b>  |
| PRODUCT DESCRIPTION FOR EQUIPMENT UNDER TEST (EUT).....                 | 4         |
| OBJECTIVE.....  | 4         |
| RELATED SUBMITTAL(S)/GRANT(S).....                                      | 4         |
| TEST METHODOLOGY.....   | 4         |
| TEST FACILITY.....  | 5         |
| <b>SYSTEM TEST CONFIGURATION.....</b>                                   | <b>6</b>  |
| DESCRIPTION OF TEST CONFIGURATION.....                                  | 6         |
| EQUIPMENT MODIFICATIONS.....  | 6         |
| EUT EXERCISE SOFTWARE.....  | 6         |
| EXTERNAL I/O CABLE.....   | 7         |
| BLOCK DIAGRAM OF TEST SETUP.....  | 7         |
| <b>SUMMARY OF TEST RESULTS.....</b>                                     | <b>8</b>  |
| <b>FCC§15.247 (i), §1.1307 (b) (1) &amp; §2.1093 – RF EXPOSURE.....</b> | <b>9</b>  |
| APPLICABLE STANDARD.....  | 9         |
| RESULT.....   | 9         |
| <b>FCC §15.203 - ANTENNA REQUIREMENT.....</b>                           | <b>10</b> |
| APPLICABLE STANDARD.....  | 10        |
| ANTENNA CONNECTOR CONSTRUCTION.....                                     | 10        |
| <b>FCC §15.207 (a) – AC LINE CONDUCTED EMISSIONS.....</b>               | <b>11</b> |
| APPLICABLE STANDARD.....  | 11        |
| MEASUREMENT UNCERTAINTY.....  | 11        |
| EUT SETUP.....  | 11        |
| EMI TEST RECEIVER SETUP.....  | 12        |
| TEST PROCEDURE.....   | 12        |
| TEST EQUIPMENT LIST AND DETAILS.....                                    | 12        |
| CORRECTED FACTOR & MARGIN CALCULATION.....                              | 12        |
| TEST RESULTS SUMMARY.....   | 13        |
| TEST DATA.....  | 13        |
| <b>FCC §15.209, §15.205 &amp; §15.247(d) - SPURIOUS EMISSIONS.....</b>  | <b>16</b> |
| APPLICABLE STANDARD.....  | 16        |
| MEASUREMENT UNCERTAINTY.....  | 16        |
| EUT SETUP.....  | 16        |
| EMI TEST RECEIVER & SPECTRUM ANALYZER SETUP.....                        | 17        |
| TEST PROCEDURE.....   | 17        |
| TEST EQUIPMENT LIST AND DETAILS.....                                    | 17        |
| CORRECTED AMPLITUDE & MARGIN CALCULATION.....                           | 18        |
| TEST RESULTS SUMMARY.....   | 18        |
| TEST DATA.....  | 18        |
| <b>FCC §15.247(a) (2) – 6 dB EMISSION BANDWIDTH.....</b>                | <b>33</b> |
| APPLICABLE STANDARD.....  | 33        |
| TEST PROCEDURE.....   | 33        |
| TEST EQUIPMENT LIST AND DETAILS.....                                    | 33        |
| TEST DATA.....  | 33        |

**FCC §15.247(b) (3) - MAXIMUM PEAK OUTPUT POWER .....41**  
    APPLICABLE STANDARD ..... 41  
    TEST PROCEDURE ..... 41  
    TEST EQUIPMENT LIST AND DETAILS..... 41  
    TEST DATA ..... 41

**FCC §15.247(d) – 100 kHz BANDWIDTH OF FREQUENCY BAND EDGE.....55**  
    APPLICABLE STANDARD ..... 55  
    TEST PROCEDURE ..... 55  
    TEST EQUIPMENT LIST AND DETAILS..... 55  
    TEST DATA ..... 55

**FCC §15.247(e) - POWER SPECTRAL DENSITY .....60**  
    APPLICABLE STANDARD ..... 60  
    TEST PROCEDURE ..... 60  
    TEST EQUIPMENT LIST AND DETAILS..... 60  
    TEST DATA ..... 60

## GENERAL INFORMATION

---

### Product Description for Equipment under Test (EUT)

The *HONG KONG IPRO TECHNOLOGY CO., LIMITED*'s product, model number: *SUPER PAD (FCC ID: PQ4SUPERPAD)* or the "EUT" in this report was a *MID*, which was measured approximately: 20 cm (L) x 13.8 cm (W) x 1.0 cm (H), rated with input voltage: DC 3.7V Li-ion battery or DC 5.0V charging from adapter.

Adapter Information:

Model: NTR-PAD01

Input: AC 100V-240V 50/60Hz 200mA

Output: DC 5.0, 1000mA

*\*All measurement and test data in this report was gathered from production sample serial number:*

*IPROSUPERPAD000001 (Assigned by Applicant). The EUT supplied by the applicant was received on 2013-09-16.*

### Objective

This report is prepared on behalf of *HONG KONG IPRO TECHNOLOGY CO., LIMITED* in accordance with Part 2-Subpart J, Part 15-Subparts A, B and C of the Federal Communication Commissions rules.

The tests were performed in order to determine compliance with FCC Part 15, Subpart C, and section 15.203, 15.205, 15.207, 15.209 and 15.247 rules.

### Related Submittal(s)/Grant(s)

FCC Part 15B JBP, Part 15.247 DSS and Part 22H/24E PCE submissions with FCC ID: PQ4SUPERPAD

### Test Methodology

All measurements contained in this report were conducted with ANSI C63.4-2009, American National Standard for Methods of Measurement of Radio-Noise Emissions from Low-Voltage Electrical and Electronic Equipment in the range of 9 kHz to 40 GHz.

All emissions measurement was performed at Bay Area Compliance Laboratories Corp. (Shenzhen). The radiated testing was performed at an antenna-to-EUT distance of 3 meters.

Measurement uncertainty with RF radiated emission is 5.91 dB for 30MHz-1GHz.and 4.92 dB for above 1GHz, 1.95dB for conducted measurement.

## **Test Facility**

The Test site used by Bay Area Compliance Laboratories Corp. (Shenzhen) to collect test data is located on the 6/F, the 3<sup>rd</sup> Phase of WanLi Industrial Building, ShiHua Road, FuTian Free Trade Zone Shenzhen, Guangdong, China.

Test site at Bay Area Compliance Laboratories Corp. (Shenzhen) has been fully described in reports submitted to the Federal Communication Commission (FCC). The details of these reports have been found to be in compliance with the requirements of Section 2.948 of the FCC Rules on December 06, 2010. The facility also complies with the radiated and AC line conducted test site criteria set forth in ANSI C63.4-2009.

The Federal Communications Commission has the reports on file and is listed under FCC Registration No.: 382179. The test site has been approved by the FCC for public use and is listed in the FCC Public Access Link (PAL) database.

## SYSTEM TEST CONFIGURATION

### Description of Test Configuration

For 802.11b, 802.11g, and 802.11n-HT20 mode, 11 channels are provided to testing:

| Channel | Frequency (MHz) | Channel | Frequency (MHz) |
|---------|-----------------|---------|-----------------|
| 1       | 2412            | 7       | 2442            |
| 2       | 2417            | 8       | 2447            |
| 3       | 2422            | 9       | 2452            |
| 4       | 2427            | 10      | 2457            |
| 5       | 2432            | 11      | 2462            |
| 6       | 2437            | /       | /               |

For 802.11b, 802.11g, 802.11n-HT20 mode, EUT was tested with Channel 1, 6 and 11.

For 802.11n-HT40 mode, 7 channels are provided to testing:

| Channel | Frequency (MHz) | Channel | Frequency (MHz) |
|---------|-----------------|---------|-----------------|
| 1       | 2422            | 6       | 2447            |
| 2       | 2427            | 7       | 2452            |
| 3       | 2432            | /       | /               |
| 4       | 2437            | /       | /               |
| 5       | 2442            | /       | /               |

EUT was tested with Channel 1, 4 and 7.

### Equipment Modifications

No modification was made to the EUT tested.

### EUT Exercise Software

RF test tool build-in the EUT.

The test was performed under:

802.11b: Data rate: 1 Mbps, Power level: 18

802.11g: Data rate: 6 Mbps, Power level: 16

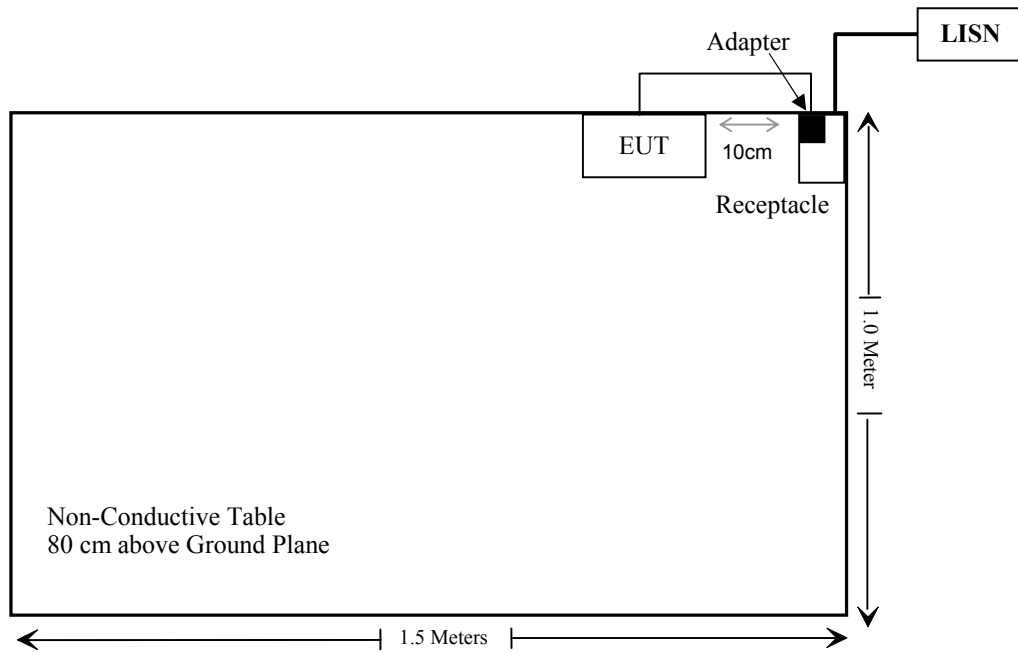
802.11n-HT20: Data rate: MCS 0 Mbps, Power level: 16

802.11n-HT40: Data rate: MCS 0 Mbps, Power level: 14

**External I/O Cable**

| Cable Description              | Length (m) | From Port | To      |
|--------------------------------|------------|-----------|---------|
| Shielding Detachable USB Cable | 1.0        | EUT       | Adapter |

**Block Diagram of Test Setup**



**SUMMARY OF TEST RESULTS**

| <b>FCC Rules</b>                         | <b>Description of Test</b>               | <b>Result</b> |
|--|--|---------------|
| §15.247 (i), §1.1307 (b) (1)&<br>§2.1093 | RF Exposure                              | Compliance    |
| §15.203                                  | Antenna Requirement                      | Compliance    |
| §15.207 (a)                              | AC Line Conducted Emissions              | Compliance    |
| §15.247(d)                               | Spurious Emissions at Antenna Port       | Compliance    |
| §15.205, §15.209,<br>§15.247(d)          | Spurious Emissions                       | Compliance    |
| §15.247 (a)(2)                           | 6 dB Emission Bandwidth                  | Compliance    |
| §15.247(b)(3)                            | Maximum Peak Output Power                | Compliance    |
| §15.247(d)                               | 100 kHz Bandwidth of Frequency Band Edge | Compliance    |
| §15.247(e)                               | Power Spectral Density                   | Compliance    |



---

## **FCC§15.247 (i), §1.1307 (b) (1) & §2.1093 – RF EXPOSURE**

---

### **Applicable Standard**

According to FCC §2.1093 and §1.1307(b) (1), systems operating under the provisions of this section shall be operated in a manner that ensure that the public is not exposed to radio frequency energy level in excess of the Commission's guideline.

According to KDB 447498 D01 General RF Exposure Guidance v05

### **Result**

According to FCC KDB 447498 D01 General RF Exposure Guidance v05 generic portable criteria

The distance between antenna and test point is 5 mm  
The maximum conducted average output power: 9.20 dBm (8.318mW)

According to the Appendix A of KDB 447498, the exclusion thresholds for 2450 MHz is 10 mW.

### **Conclusion:**

The time-averaged output power is 8.318 mW < the exclusion thresholds 10 mW, so stand-alone SAR evaluation is not required.

The other SAR data please refer to the SAR report, report No.: RSZ130916001-20.

---

## **FCC §15.203 - ANTENNA REQUIREMENT**

---

### **Applicable Standard**

According to § 15.203, an intentional radiator shall be designed to ensure that no antenna other than that furnished by the responsible party shall be used with the device. The use of a permanently attached antenna or of an antenna that uses a unique coupling to the intentional radiator shall be considered sufficient to comply with the provisions of this section. The manufacturer may design the unit so that a broken antenna can be replaced by the user, but the user of a standard antenna jack or electrical connector is prohibited. The structure and application of the EUT were analyzed to determine compliance with section §15.203 of the rules. §15.203 state that the subject device must meet the following criteria:

- a. Antenna must be permanently attached to the unit.
- b. Antenna must use a unique type of connector to attach to the EUT.

Unit must be professionally installed, and installer shall be responsible for verifying that the correct antenna is employed with the unit.

And according to FCC 47 CFR section 15.247 (b), if the transmitting antennas of directional gain greater than 6dBi are used, the power shall be reduced by the amount in dB that the directional gain of the antenna exceeds 6 dBi.

### **Antenna Connector Construction**

The EUT has one integral antenna arrangement for Wi-Fi, which was permanently attached, the antenna gain is -1.0 dBi, fulfill the requirement of this section. Please refer to the internal photos.

**Result:** Compliance.

## FCC §15.207 (a) – AC LINE CONDUCTED EMISSIONS

### Applicable Standard

FCC§15.207

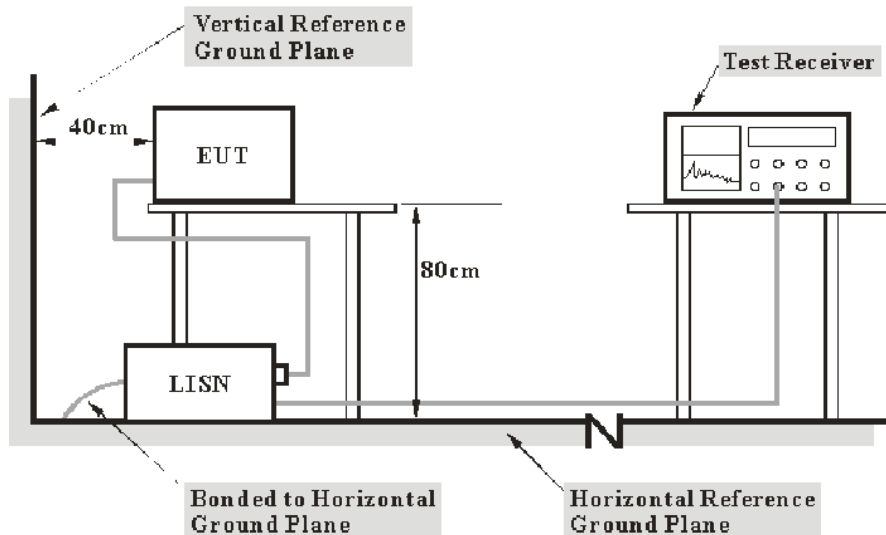
### Measurement Uncertainty

Input quantities to be considered for conducted disturbance measurements may be receiver reading, attenuation of the connection between AMN/ISN and receiver, AMN/ISN voltage division factor, AMN/ISN VDF frequency interpolation and receiver related input quantities, etc.

Based on CISPR 16-4-2:2011, the expanded combined standard uncertainty of conducted disturbance test at Bay Area Compliance Laboratories Corp. (Shenzhen) is shown as below. And the uncertainty will not be taken into consideration for the test data recorded in the report

| Port     | Measurement uncertainty                |
|----------|--|
| AC Mains | 3.26 dB (k=2, 95% level of confidence) |
| CAT 3    | 3.70 dB (k=2, 95% level of confidence) |
| CAT 5    | 3.86 dB (k=2, 95% level of confidence) |
| CAT 6    | 4.64 dB (k=2, 95% level of confidence) |

### EUT Setup



- Note: 1. Support units were connected to second LISN.  
 2. Both of LISNs (AMN) 80 cm from EUT and at the least 80 cm from other units and other metal planes support units.

The setup of EUT is according with per ANSI C63.4-2009 measurement procedure. The specification used was with the FCC Part 15.207 limits.

The adapter was connected to a 120 VAC/60 Hz power source.

## EMI Test Receiver Setup

The EMI test receiver was set to investigate the spectrum from 150 kHz to 30 MHz.

During the conducted emission test, the EMI test receiver was set with the following configurations:

| Frequency Range  | IF B/W |
|------------------|--------|
| 150 kHz – 30 MHz | 9 kHz  |

## Test Procedure

During the conducted emission test, the adapter was connected to the outlet of the LISN.

Maximizing procedure was performed on the six (6) highest emissions of the EUT.

All data was recorded in the Quasi-peak and average detection mode.

## Test Equipment List and Details

| Manufacturer    | Description       | Model  | Serial Number          | Calibration Date | Calibration Due Date |
|-----------------|-------------------|--------|------------------------|------------------|----------------------|
| Rohde & Schwarz | EMI Test Receiver | ESCS30 | 100176                 | 2013-06-17       | 2014-06-17           |
| Rohde & Schwarz | LISN              | ENV216 | 3560.6650.12-101613-Yb | 2013-05-07       | 2014-05-07           |
| Rohde & Schwarz | Transient Limiter | ESH3Z2 | DE25985                | 2013-08-09       | 2014-08-09           |
| Rohde & Schwarz | CE Test software  | EMC 32 | V8.53                  | -                | -                    |

\* **Statement of Traceability:** Bay Area Compliance Laboratories Corp. (Shenzhen) attests that all calibrations have been performed in accordance to requirements that traceable to National Primary Standards and International System of Units (SI).

## Corrected Factor & Margin Calculation

The Corrected factor is calculated by adding LISN/ISN VDF (Voltage Division Factor), Cable Loss and Transient Limiter Attenuation. The basic equation is as follows:

$$\text{Correction Factor} = \text{LISN VDF} + \text{Cable Loss} + \text{Transient Limiter Attenuation}$$

The “**Margin**” column of the following data tables indicates the degree of compliance with the applicable limit. For example, a margin of 7 dB means the emission is 7 dB below the limit. The equation for margin calculation is as follows:

$$\text{Margin} = \text{Limit} - \text{Corrected Amplitude}$$

## Test Results Summary

According to the recorded data in following table, with the worst margin reading of:

**15.3 dB at 2.586000 MHz in the Line conducted mode**

Refer to CISPR16-4-2:2011 and CISPR 16-4-1:2009, the measured level is in compliance with the limit if

$$L_m + U_{(L_m)} \leq L_{lim} + U_{cispr}$$

In BACL,  $U_{(L_m)}$  is less than  $U_{cispr}$ , if  $L_m$  is less than  $L_{lim}$ , it implies that the EUT complies with the limit.

## Test Data

### Environmental Conditions

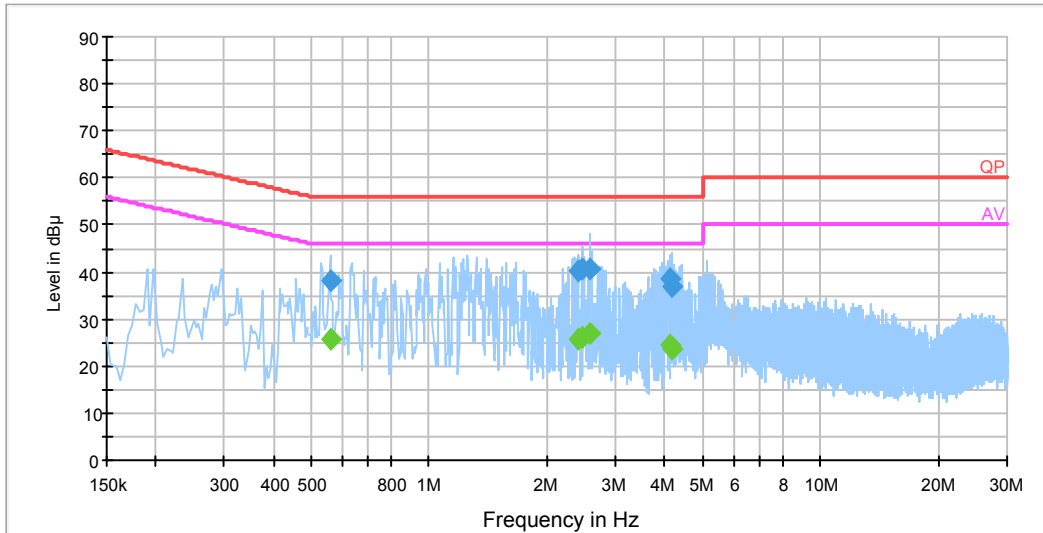
|                           |           |
|---------------------------|-----------|
| <b>Temperature:</b>       | 26 °C     |
| <b>Relative Humidity:</b> | 55 %      |
| <b>ATM Pressure:</b>      | 100.1 kPa |

*The testing was performed by Sula Huang on 2013-10-09.*

*EUT operation mode: Charging & transmitting*

**AC 120V/60 Hz, Line**

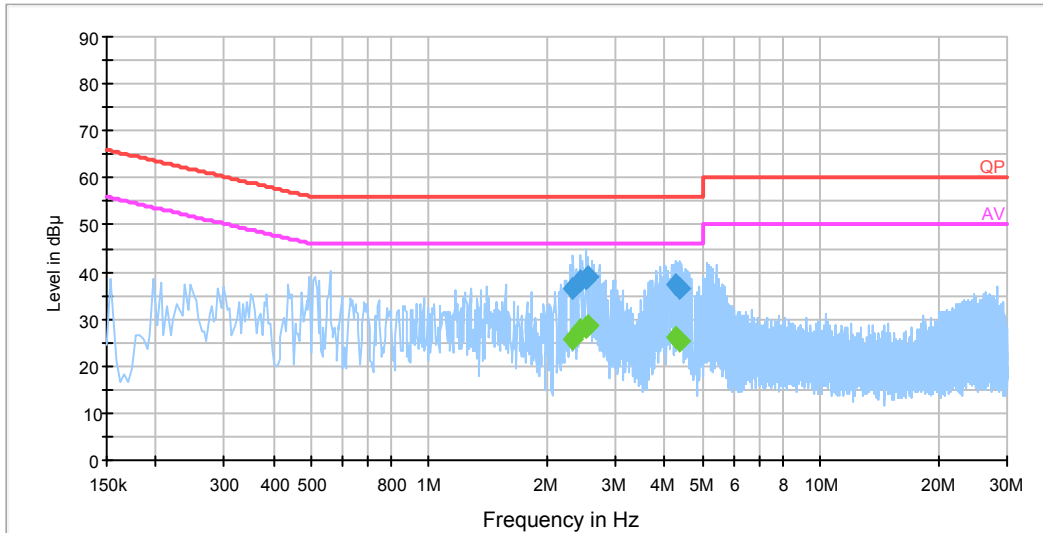
EMI Auto Test L



| Frequency (MHz) | Corrected Amplitude (dBµV) | Correction Factor (dB) | Limit (dBµV) | Margin (dB) | Detector (PK/Ave./QP) |
|-----------------|----------------------------|------------------------|--------------|-------------|-----------------------|
| 0.558000        | 38.0                       | 19.5                   | 56.0         | 18.0        | QP                    |
| 0.558000        | 25.9                       | 19.5                   | 46.0         | 20.1        | Ave.                  |
| 2.398000        | 40.1                       | 19.5                   | 56.0         | 15.9        | QP                    |
| 2.398000        | 25.7                       | 19.5                   | 46.0         | 20.3        | Ave.                  |
| 2.450000        | 40.6                       | 19.5                   | 56.0         | 15.4        | QP                    |
| 2.450000        | 26.1                       | 19.5                   | 46.0         | 19.9        | Ave.                  |
| 2.586000        | 40.7                       | 19.5                   | 56.0         | 15.3        | QP                    |
| 2.586000        | 27.1                       | 19.5                   | 46.0         | 18.9        | Ave.                  |
| 4.106000        | 38.7                       | 19.6                   | 56.0         | 17.3        | QP                    |
| 4.106000        | 24.5                       | 19.6                   | 46.0         | 21.5        | Ave.                  |
| 4.150000        | 36.9                       | 19.6                   | 56.0         | 19.1        | QP                    |
| 4.150000        | 23.7                       | 19.6                   | 46.0         | 22.3        | Ave.                  |

**AC 120V/60 Hz, Neutral**

EMI Auto Test N



| Frequency (MHz) | Corrected Amplitude (dBµV) | Correction Factor (dB) | Limit (dBµV) | Margin (dB) | Detector (PK/Ave./QP) |
|-----------------|----------------------------|------------------------|--------------|-------------|-----------------------|
| 2.338000        | 36.4                       | 19.6                   | 56.0         | 19.6        | QP                    |
| 2.338000        | 25.5                       | 19.6                   | 46.0         | 20.5        | Ave.                  |
| 2.434000        | 38.1                       | 19.6                   | 56.0         | 17.9        | QP                    |
| 2.434000        | 27.9                       | 19.6                   | 46.0         | 18.1        | Ave.                  |
| 2.514000        | 38.7                       | 19.6                   | 56.0         | 17.3        | QP                    |
| 2.514000        | 28.4                       | 19.6                   | 46.0         | 17.6        | Ave.                  |
| 2.558000        | 38.9                       | 19.6                   | 56.0         | 17.1        | QP                    |
| 2.558000        | 28.5                       | 19.6                   | 46.0         | 17.5        | Ave.                  |
| 4.250000        | 37.2                       | 19.7                   | 56.0         | 18.8        | QP                    |
| 4.250000        | 26.3                       | 19.7                   | 46.0         | 19.7        | Ave.                  |
| 4.394000        | 36.7                       | 19.7                   | 56.0         | 19.3        | QP                    |
| 4.394000        | 25.4                       | 19.7                   | 46.0         | 20.6        | Ave.                  |

**Note:**

- 1) Correction Factor = LISN VDF (Voltage Division Factor) + Cable Loss + Transient Limiter Attenuation  
The corrected factor has been input into the transducer of the test software.
- 2) Corrected Amplitude = Reading + Correction Factor
- 3) Margin = Limit - Corrected Amplitude

## FCC §15.209, §15.205 & §15.247(d) - SPURIOUS EMISSIONS

### Applicable Standard

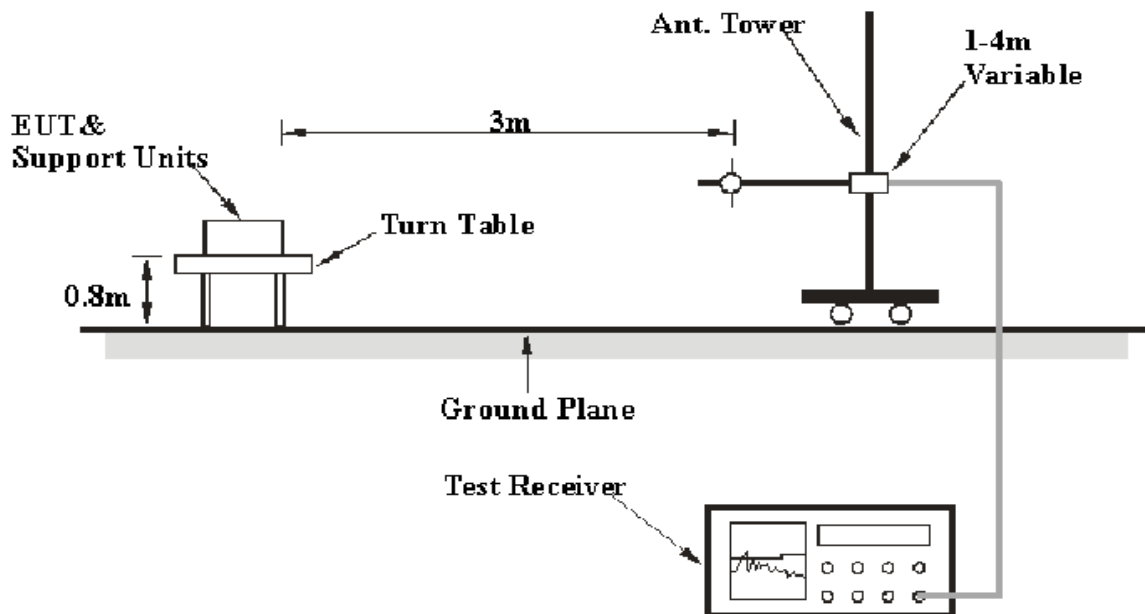
FCC §15.247 (d); §15.209; §15.205;

### Measurement Uncertainty

All measurements involve certain levels of uncertainties, especially in field of EMC. The factors contributing to uncertainties are spectrum analyzer, cable loss, antenna factor calibration, antenna directivity, antenna factor variation with height, antenna phase center variation, antenna factor frequency interpolation, measurement distance variation, site imperfections, mismatch (average), and system repeatability.

Based on CISPR 16-4-2:2011, the expanded combined standard uncertainty of radiation emissions at Bay Area Compliance Laboratories Corp. (Shenzhen) is 5.91 dB for 30MHz-1GHz, and 4.92 dB for above 1GHz. And this uncertainty will not be taken into consideration for the test data recorded in the report.

### EUT Setup



The radiated emission tests were performed in the 3 meters test site, using the setup accordance with the ANSI C63.4-2009. The specification used was the FCC 15.209, and FCC 15.247 limits.



## EMI Test Receiver & Spectrum Analyzer Setup

The system was investigated from 30 MHz to 25 GHz.

During the radiated emission test, the EMI test receiver & Spectrum Analyzer Setup were set with the following configurations:

| Frequency Range   | RBW     | Video B/W | IF B/W  | Detector |
|-------------------|---------|-----------|---------|----------|
| 30 MHz – 1000 MHz | 100 kHz | 300 kHz   | 120 kHz | QP       |
| Above 1 GHz       | 1MHz    | 3 MHz     | /       | PK       |
|                   | 1MHz    | 10 Hz     | /       | Ave.     |

## Test Procedure

Maximizing procedure was performed on the highest emissions to ensure that the EUT complied with all installation combinations.

Data was recorded in Quasi-peak detection mode for frequency range of 30 MHz-1 GHz, peak and Average detection modes for frequencies above 1 GHz.

## Test Equipment List and Details

| Manufacturer              | Description       | Model      | Serial Number | Calibration Date | Calibration Due Date |
|---------------------------|-------------------|------------|---------------|------------------|----------------------|
| HP                        | Amplifier         | HP8447E    | 1937A01046    | 2012-11-24       | 2013-11-23           |
| Rohde & Schwarz           | EMI Test Receiver | ESCI       | 101120        | 2012-11-24       | 2013-11-24           |
| Sunol Sciences            | Broadband Antenna | JB1        | A040904-2     | 2011-11-28       | 2014-11-27           |
| Mini                      | Pre-amplifier     | ZVA-183-S+ | 5969001149    | 2013-04-03       | 2014-04-03           |
| Sunol Sciences            | Horn Antenna      | DRH-118    | A052304       | 2011-12-01       | 2014-11-30           |
| Rohde & Schwarz           | Signal Analyzer   | FSIQ26     | 8386001028    | 2012-11-24       | 2013-11-23           |
| the electro-Mechanics Co. | Horn Antenna      | 3116       | 9510-2270     | 2010-10-14       | 2013-10-13           |
| Rohde & Schwarz           | CE Test software  | EMC 32     | V8.53         | -                | -                    |

\* **Statement of Traceability:** Bay Area Compliance Laboratories Corp. (Shenzhen) attests that all calibrations have been performed in accordance to requirements that traceable to National Primary Standards and International System of Units (SI).

## Corrected Amplitude & Margin Calculation

The Corrected Amplitude is calculated by adding the Antenna Factor and Cable Loss, and subtracting the Amplifier Gain from the Meter Reading. The basic equation is as follows:

$$\text{Corrected Amplitude} = \text{Meter Reading} + \text{Antenna Factor} + \text{Cable Loss} - \text{Amplifier Gain}$$

The “**Margin**” column of the following data tables indicates the degree of compliance with the applicable limit. For example, a margin of 7dB means the emission is 7dB below the limit. The equation for margin calculation is as follows:

$$\text{Margin} = \text{Limit} - \text{Corrected Amplitude}$$

## Test Results Summary

According to the recorded data in following table, with the worst margin reading of:

**8.94 dB** at **9748.0 MHz** in the **Horizontal** polarization for 802.11b Mode

Refer to CISPR16-4-2:2011 and CISPR 16-4-1:2009, the measured level is in compliance with the limit if

$$L_m + U_{(L_m)} \leq L_{\text{lim}} + U_{\text{cispr}}$$

In BACL,  $U_{(L_m)}$  is less than  $U_{\text{cispr}}$ , if  $L_m$  is less than  $L_{\text{lim}}$ , it implies that the EUT complies with the limit.

## Test Data

### Environmental Conditions

|                           |           |
|---------------------------|-----------|
| <b>Temperature:</b>       | 25 °C     |
| <b>Relative Humidity:</b> | 52 %      |
| <b>ATM Pressure:</b>      | 101.0 kPa |

*The testing was performed by Sula Huang on 2013-09-22.*

*EUT operation mode: Transmitting*

**30 MHz-25 GHz:**

**802.11b Mode:**

| Frequency (MHz)           | Receiver       |                       | Turntable Degree | Rx Antenna |             | Corrected Factor (dB) | Corrected Amplitude (dBµV/m) | FCC Part 15.247/205/209 |             |
|---------------------------|----------------|-----------------------|------------------|------------|-------------|-----------------------|------------------------------|-------------------------|-------------|
|                           | Reading (dBµV) | Detector (PK/QP/Ave.) |                  | Height (m) | Polar (H/V) |                       |                              | Limit (dBµV/m)          | Margin (dB) |
| Low Channel (2412 MHz)    |                |                       |                  |            |             |                       |                              |                         |             |
| 218.7                     | 46.67          | QP                    | 160              | 1.2        | H           | -15.4                 | 30.27                        | 46                      | 14.73       |
| 2412.0                    | 85.46          | PK                    | 25               | 1.3        | H           | 6.13                  | 91.59                        | /                       | /           |
| 2412.0                    | 79.19          | Ave.                  | 25               | 1.3        | H           | 6.13                  | 85.32                        | /                       | /           |
| 2412.0                    | 89.50          | PK                    | 150              | 1.3        | V           | 6.13                  | 95.63                        | /                       | /           |
| 2412.0                    | 82.62          | Ave.                  | 150              | 1.3        | V           | 6.13                  | 88.75                        | /                       | /           |
| 2358.9                    | 39.52          | PK                    | 350              | 1.4        | H           | 5.48                  | 45.00                        | 74                      | 29.00       |
| 2358.9                    | 24.35          | Ave.                  | 350              | 1.4        | H           | 5.48                  | 29.83                        | 54                      | 24.17       |
| 2386.2                    | 42.57          | PK                    | 190              | 1.3        | V           | 6.13                  | 48.70                        | 74                      | 25.30       |
| 2386.2                    | 25.67          | Ave.                  | 190              | 1.3        | V           | 6.13                  | 31.80                        | 54                      | 22.20       |
| 2490.3                    | 38.45          | PK                    | 287              | 1.3        | V           | 7.21                  | 45.66                        | 74                      | 28.34       |
| 2490.3                    | 22.40          | Ave.                  | 287              | 1.3        | V           | 7.21                  | 29.61                        | 54                      | 24.39       |
| 4824.0                    | 39.86          | PK                    | 329              | 1.4        | H           | 12.40                 | 52.26                        | 74                      | 21.74       |
| 4824.0                    | 24.57          | Ave.                  | 329              | 1.4        | H           | 12.40                 | 36.97                        | 54                      | 17.03       |
| 7236.0                    | 37.42          | PK                    | 14               | 1.5        | V           | 16.62                 | 54.04                        | 74                      | 19.96       |
| 7236.0                    | 25.18          | Ave.                  | 14               | 1.5        | V           | 16.62                 | 41.80                        | 54                      | 12.20       |
| 9648.0                    | 36.48          | PK                    | 259              | 1.2        | V           | 19.29                 | 55.77                        | 74                      | 18.23       |
| 9648.0                    | 22.43          | Ave.                  | 259              | 1.2        | V           | 19.29                 | 41.72                        | 54                      | 12.28       |
| Middle Channel (2437 MHz) |                |                       |                  |            |             |                       |                              |                         |             |
| 218.7                     | 46.52          | QP                    | 230              | 1.3        | H           | -15.4                 | 31.12                        | 46                      | 14.88       |
| 2437.0                    | 85.62          | PK                    | 308              | 1.3        | H           | 7.21                  | 92.83                        | /                       | /           |
| 2437.0                    | 79.38          | Ave.                  | 308              | 1.3        | H           | 7.21                  | 86.59                        | /                       | /           |
| 2437.0                    | 90.15          | PK                    | 270              | 1.5        | V           | 7.21                  | 97.36                        | /                       | /           |
| 2437.0                    | 84.20          | Ave.                  | 270              | 1.5        | V           | 7.21                  | 91.41                        | /                       | /           |
| 2373.5                    | 38.64          | PK                    | 11               | 1.4        | V           | 6.13                  | 44.77                        | 74                      | 29.23       |
| 2373.5                    | 23.59          | Ave.                  | 11               | 1.4        | V           | 6.13                  | 29.72                        | 54                      | 24.28       |
| 2484.9                    | 39.81          | PK                    | 156              | 1.3        | V           | 7.21                  | 47.02                        | 74                      | 26.98       |
| 2484.9                    | 24.77          | Ave.                  | 156              | 1.3        | V           | 7.21                  | 31.98                        | 54                      | 22.02       |
| 2489.0                    | 36.23          | PK                    | 34               | 1.4        | H           | 7.21                  | 43.44                        | 74                      | 30.56       |
| 2489.0                    | 23.06          | Ave.                  | 34               | 1.4        | H           | 7.21                  | 30.27                        | 54                      | 23.73       |
| 4874.0                    | 40.36          | PK                    | 44               | 1.2        | V           | 12.46                 | 52.82                        | 74                      | 21.18       |
| 4874.0                    | 26.78          | Ave.                  | 44               | 1.2        | V           | 12.46                 | 39.24                        | 54                      | 14.76       |
| 7311.0                    | 39.64          | PK                    | 98               | 1.3        | V           | 16.49                 | 56.13                        | 74                      | 17.87       |
| 7311.0                    | 25.75          | Ave.                  | 98               | 1.3        | V           | 16.49                 | 42.24                        | 54                      | 11.76       |
| 9748.0                    | 39.42          | PK                    | 7                | 1.3        | H           | 19.40                 | 58.82                        | 74                      | 15.18       |
| 9748.0                    | 25.66          | Ave.                  | 7                | 1.3        | H           | 19.40                 | 45.06                        | 54                      | 8.94        |

| Frequency (MHz)         | Receiver       |                       | Turntable Degree | Rx Antenna |             | Corrected Factor (dB) | Corrected Amplitude (dBµV/m) | FCC Part 15.247/205/209 |             |
|-------------------------|----------------|-----------------------|------------------|------------|-------------|-----------------------|------------------------------|-------------------------|-------------|
|                         | Reading (dBµV) | Detector (PK/QP/Ave.) |                  | Height (m) | Polar (H/V) |                       |                              | Limit (dBµV/m)          | Margin (dB) |
| High Channel (2462 MHz) |                |                       |                  |            |             |                       |                              |                         |             |
| 218.7                   | 46.60          | QP                    | 130              | 1.3        | H           | -15.4                 | 31.20                        | 46                      | 14.80       |
| 2462.0                  | 84.45          | PK                    | 327              | 1.4        | H           | 7.21                  | 91.66                        | /                       | /           |
| 2462.0                  | 78.80          | Ave.                  | 327              | 1.4        | H           | 7.21                  | 86.01                        | /                       | /           |
| 2462.0                  | 89.37          | PK                    | 304              | 1.4        | V           | 7.21                  | 96.58                        | /                       | /           |
| 2462.0                  | 83.63          | Ave.                  | 304              | 1.4        | V           | 7.21                  | 90.84                        | /                       | /           |
| 2367.2                  | 41.56          | PK                    | 170              | 1.4        | H           | 5.48                  | 47.04                        | 74                      | 26.96       |
| 2367.2                  | 27.83          | Ave.                  | 170              | 1.4        | H           | 5.48                  | 33.31                        | 54                      | 20.69       |
| 2485.7                  | 40.38          | PK                    | 107              | 1.4        | V           | 7.21                  | 47.59                        | 74                      | 26.41       |
| 2485.7                  | 24.55          | Ave.                  | 107              | 1.4        | V           | 7.21                  | 31.76                        | 54                      | 22.24       |
| 2491.0                  | 40.19          | PK                    | 149              | 1.5        | V           | 7.21                  | 47.40                        | 74                      | 26.60       |
| 2491.0                  | 26.63          | Ave.                  | 149              | 1.5        | V           | 7.21                  | 33.84                        | 54                      | 20.16       |
| 4924.0                  | 42.67          | PK                    | 96               | 1.5        | H           | 12.50                 | 55.17                        | 74                      | 18.83       |
| 4924.0                  | 27.93          | Ave.                  | 96               | 1.5        | H           | 12.50                 | 40.43                        | 54                      | 13.57       |
| 7386.0                  | 38.53          | PK                    | 112              | 1.4        | H           | 15.91                 | 54.44                        | 74                      | 19.56       |
| 7386.0                  | 24.26          | Ave.                  | 112              | 1.4        | H           | 15.91                 | 40.17                        | 54                      | 13.83       |
| 9848.0                  | 37.50          | PK                    | 157              | 1.3        | H           | 19.39                 | 56.89                        | 74                      | 17.11       |
| 9848.0                  | 23.15          | Ave.                  | 157              | 1.3        | H           | 19.39                 | 42.54                        | 54                      | 11.46       |

**802.11g Mode:**

| Frequency (MHz)           | Receiver       |                       | Turntable Degree | Rx Antenna |             | Corrected Factor (dB) | Corrected Amplitude (dBµV/m) | FCC Part 15.247/205/209 |             |
|---------------------------|----------------|-----------------------|------------------|------------|-------------|-----------------------|------------------------------|-------------------------|-------------|
|                           | Reading (dBµV) | Detector (PK/QP/Ave.) |                  | Height (m) | Polar (H/V) |                       |                              | Limit (dBµV/m)          | Margin (dB) |
| Low Channel (2412 MHz)    |                |                       |                  |            |             |                       |                              |                         |             |
| 218.7                     | 46.68          | QP                    | 263              | 1.0        | H           | -15.4                 | 31.28                        | 46                      | 14.72       |
| 2412.0                    | 82.63          | PK                    | 105              | 1.2        | H           | 6.13                  | 88.76                        | /                       | /           |
| 2412.0                    | 70.27          | Ave.                  | 105              | 1.2        | H           | 6.13                  | 76.40                        | /                       | /           |
| 2412.0                    | 89.75          | PK                    | 78               | 1.3        | V           | 6.13                  | 95.88                        | /                       | /           |
| 2412.0                    | 78.42          | Ave.                  | 78               | 1.3        | V           | 6.13                  | 84.55                        | /                       | /           |
| 2355.8                    | 39.45          | PK                    | 99               | 1.4        | H           | 5.48                  | 44.93                        | 74                      | 29.07       |
| 2355.8                    | 24.87          | Ave.                  | 99               | 1.4        | H           | 5.48                  | 30.35                        | 54                      | 23.65       |
| 2387.5                    | 39.52          | PK                    | 253              | 1.2        | V           | 6.13                  | 45.65                        | 74                      | 28.35       |
| 2387.5                    | 26.13          | Ave.                  | 253              | 1.2        | V           | 6.13                  | 32.26                        | 54                      | 21.74       |
| 2494.2                    | 38.27          | PK                    | 215              | 1.2        | H           | 7.21                  | 45.48                        | 74                      | 28.52       |
| 2494.2                    | 24.55          | Ave.                  | 215              | 1.2        | H           | 7.21                  | 31.76                        | 54                      | 22.24       |
| 4824.0                    | 41.20          | PK                    | 52               | 1.4        | H           | 12.40                 | 53.60                        | 74                      | 20.40       |
| 4824.0                    | 26.32          | Ave.                  | 52               | 1.4        | H           | 12.40                 | 38.72                        | 54                      | 15.28       |
| 7236.0                    | 39.42          | PK                    | 352              | 1.4        | V           | 16.62                 | 56.04                        | 74                      | 17.96       |
| 7236.0                    | 24.32          | Ave.                  | 352              | 1.4        | V           | 16.62                 | 40.94                        | 54                      | 13.06       |
| 9648.0                    | 37.44          | PK                    | 46               | 1.4        | V           | 19.29                 | 56.73                        | 74                      | 17.27       |
| 9648.0                    | 23.11          | Ave.                  | 46               | 1.4        | V           | 19.29                 | 42.40                        | 54                      | 11.60       |
| Middle Channel (2437 MHz) |                |                       |                  |            |             |                       |                              |                         |             |
| 218.7                     | 45.60          | QP                    | 92               | 1.3        | H           | -15.4                 | 30.20                        | 46                      | 15.80       |
| 2437.0                    | 81.35          | PK                    | 64               | 1.5        | H           | 7.21                  | 88.56                        | /                       | /           |
| 2437.0                    | 70.24          | Ave.                  | 64               | 1.5        | H           | 7.21                  | 77.45                        | /                       | /           |
| 2437.0                    | 88.35          | PK                    | 190              | 1.3        | V           | 7.21                  | 95.56                        | /                       | /           |
| 2437.0                    | 75.42          | Ave.                  | 190              | 1.3        | V           | 7.21                  | 82.63                        | /                       | /           |
| 2349.6                    | 39.21          | PK                    | 2                | 1.4        | V           | 5.48                  | 44.69                        | 74                      | 29.31       |
| 2349.6                    | 26.54          | Ave.                  | 2                | 1.4        | V           | 5.48                  | 32.02                        | 54                      | 21.98       |
| 2484.5                    | 38.45          | PK                    | 117              | 1.3        | H           | 7.21                  | 45.66                        | 74                      | 28.34       |
| 2484.5                    | 25.88          | Ave.                  | 117              | 1.3        | H           | 7.21                  | 33.09                        | 54                      | 20.91       |
| 2489.8                    | 40.15          | PK                    | 342              | 1.2        | H           | 7.21                  | 47.36                        | 74                      | 26.64       |
| 2489.8                    | 26.66          | Ave.                  | 342              | 1.2        | H           | 7.21                  | 33.87                        | 54                      | 20.13       |
| 4874.0                    | 43.21          | PK                    | 39               | 1.4        | V           | 12.46                 | 55.67                        | 74                      | 18.33       |
| 4874.0                    | 27.24          | Ave.                  | 39               | 1.4        | V           | 12.46                 | 39.70                        | 54                      | 14.30       |
| 7311.0                    | 37.54          | PK                    | 197              | 1.4        | V           | 16.49                 | 54.03                        | 74                      | 19.97       |
| 7311.0                    | 24.13          | Ave.                  | 197              | 1.4        | V           | 16.49                 | 40.62                        | 54                      | 13.38       |
| 9748.0                    | 37.55          | PK                    | 323              | 1.2        | H           | 19.40                 | 56.95                        | 74                      | 17.05       |
| 9748.0                    | 23.85          | Ave.                  | 323              | 1.2        | H           | 19.40                 | 43.25                        | 54                      | 10.75       |

| Frequency (MHz)         | Receiver       |                       | Turntable Degree | Rx Antenna |             | Corrected Factor (dB) | Corrected Amplitude (dBµV/m) | FCC Part 15.247/205/209 |             |
|-------------------------|----------------|-----------------------|------------------|------------|-------------|-----------------------|------------------------------|-------------------------|-------------|
|                         | Reading (dBµV) | Detector (PK/QP/Ave.) |                  | Height (m) | Polar (H/V) |                       |                              | Limit (dBµV/m)          | Margin (dB) |
| High Channel (2462 MHz) |                |                       |                  |            |             |                       |                              |                         |             |
| 218.7                   | 46.73          | QP                    | 101              | 1.4        | H           | -15.4                 | 31.33                        | 46                      | 14.67       |
| 2462.0                  | 80.54          | PK                    | 211              | 1.2        | H           | 7.21                  | 87.75                        | /                       | /           |
| 2462.0                  | 69.58          | Ave.                  | 211              | 1.2        | H           | 7.21                  | 76.79                        | /                       | /           |
| 2462.0                  | 87.34          | PK                    | 36               | 1.5        | V           | 7.21                  | 94.55                        | /                       | /           |
| 2462.0                  | 75.96          | Ave.                  | 36               | 1.5        | V           | 7.21                  | 83.17                        | /                       | /           |
| 2347.8                  | 38.59          | PK                    | 125              | 1.3        | H           | 5.48                  | 44.07                        | 74                      | 29.93       |
| 2347.8                  | 24.58          | Ave.                  | 125              | 1.3        | H           | 5.48                  | 30.06                        | 54                      | 23.94       |
| 2486.7                  | 39.40          | PK                    | 209              | 1.4        | V           | 7.21                  | 46.61                        | 74                      | 27.39       |
| 2486.7                  | 25.10          | Ave.                  | 209              | 1.4        | V           | 7.21                  | 32.31                        | 54                      | 21.69       |
| 2491.0                  | 52.65          | PK                    | 108              | 1.3        | V           | 7.21                  | 59.86                        | 74                      | 14.14       |
| 2491.0                  | 28.53          | Ave.                  | 108              | 1.3        | V           | 7.21                  | 35.74                        | 54                      | 18.26       |
| 4924.0                  | 42.50          | PK                    | 28               | 1.2        | H           | 12.50                 | 55.00                        | 74                      | 19.00       |
| 4924.0                  | 28.66          | Ave.                  | 28               | 1.2        | H           | 12.50                 | 41.16                        | 54                      | 12.84       |
| 7386.0                  | 38.40          | PK                    | 163              | 1.3        | H           | 15.91                 | 54.31                        | 74                      | 19.69       |
| 7386.0                  | 24.32          | Ave.                  | 163              | 1.3        | H           | 15.91                 | 40.23                        | 54                      | 13.77       |
| 9848.0                  | 37.53          | PK                    | 329              | 1.4        | V           | 19.39                 | 56.92                        | 74                      | 17.08       |
| 9848.0                  | 23.41          | Ave.                  | 329              | 1.4        | V           | 19.39                 | 42.80                        | 54                      | 11.20       |

**802.11n-HT20 Mode:**

| Frequency (MHz)           | Receiver       |                       | Turntable Degree | Rx Antenna |             | Corrected Factor (dB) | Corrected Amplitude (dBµV/m) | FCC Part 15.247/205/209 |             |
|---------------------------|----------------|-----------------------|------------------|------------|-------------|-----------------------|------------------------------|-------------------------|-------------|
|                           | Reading (dBµV) | Detector (PK/QP/Ave.) |                  | Height (m) | Polar (H/V) |                       |                              | Limit (dBµV/m)          | Margin (dB) |
| Low Channel (2412 MHz)    |                |                       |                  |            |             |                       |                              |                         |             |
| 218.7                     | 48.26          | QP                    | 160              | 1.5        | H           | -15.4                 | 32.86                        | 46                      | 13.14       |
| 2412.0                    | 81.87          | PK                    | 20               | 1.5        | H           | 6.13                  | 88.00                        | /                       | /           |
| 2412.0                    | 70.52          | Ave.                  | 20               | 1.5        | H           | 6.13                  | 76.65                        | /                       | /           |
| 2412.0                    | 88.97          | PK                    | 130              | 1.4        | V           | 6.13                  | 95.10                        | /                       | /           |
| 2412.0                    | 77.35          | Ave.                  | 130              | 1.4        | V           | 6.13                  | 83.48                        | /                       | /           |
| 2342.7                    | 39.62          | PK                    | 234              | 1.3        | H           | 5.48                  | 45.10                        | 74                      | 28.90       |
| 2342.7                    | 25.28          | Ave.                  | 234              | 1.3        | H           | 5.48                  | 30.76                        | 54                      | 23.24       |
| 2386.8                    | 40.13          | PK                    | 166              | 1.4        | H           | 6.13                  | 46.26                        | 74                      | 27.74       |
| 2386.8                    | 25.67          | Ave.                  | 166              | 1.4        | H           | 6.13                  | 31.80                        | 54                      | 22.20       |
| 2492.0                    | 42.63          | PK                    | 143              | 1.3        | H           | 7.21                  | 49.84                        | 74                      | 24.16       |
| 2492.0                    | 25.44          | Ave.                  | 143              | 1.3        | H           | 7.21                  | 32.65                        | 54                      | 21.35       |
| 4824.0                    | 40.33          | PK                    | 274              | 1.4        | H           | 12.40                 | 52.73                        | 74                      | 21.27       |
| 4824.0                    | 26.47          | Ave.                  | 274              | 1.4        | H           | 12.40                 | 38.87                        | 54                      | 15.13       |
| 7236.0                    | 39.56          | PK                    | 161              | 1.3        | V           | 16.62                 | 56.18                        | 74                      | 17.82       |
| 7236.0                    | 24.60          | Ave.                  | 161              | 1.3        | V           | 16.62                 | 41.22                        | 54                      | 12.78       |
| 9648.0                    | 37.30          | PK                    | 271              | 1.3        | H           | 19.29                 | 56.59                        | 74                      | 17.41       |
| 9648.0                    | 22.14          | Ave.                  | 271              | 1.3        | H           | 19.29                 | 41.43                        | 54                      | 12.57       |
| Middle Channel (2437 MHz) |                |                       |                  |            |             |                       |                              |                         |             |
| 218.7                     | 48.15          | QP                    | 230              | 1.5        | H           | -15.4                 | 32.75                        | 46                      | 13.25       |
| 2437.0                    | 81.64          | PK                    | 111              | 1.5        | H           | 7.21                  | 88.85                        | /                       | /           |
| 2437.0                    | 69.57          | Ave.                  | 111              | 1.5        | H           | 7.21                  | 76.78                        | /                       | /           |
| 2437.0                    | 87.93          | PK                    | 284              | 1.4        | V           | 7.21                  | 95.14                        | /                       | /           |
| 2437.0                    | 76.82          | Ave.                  | 284              | 1.4        | V           | 7.21                  | 84.03                        | /                       | /           |
| 2360.5                    | 39.65          | PK                    | 209              | 1.2        | V           | 5.48                  | 45.13                        | 74                      | 28.87       |
| 2360.5                    | 24.35          | Ave.                  | 209              | 1.2        | V           | 5.48                  | 29.83                        | 54                      | 24.17       |
| 2484.2                    | 38.77          | PK                    | 326              | 1.4        | H           | 7.21                  | 45.98                        | 74                      | 28.02       |
| 2484.2                    | 24.10          | Ave.                  | 326              | 1.4        | H           | 7.21                  | 31.31                        | 54                      | 22.69       |
| 2489.8                    | 39.66          | PK                    | 308              | 1.5        | H           | 7.21                  | 46.87                        | 74                      | 27.13       |
| 2489.8                    | 24.11          | Ave.                  | 308              | 1.5        | H           | 7.21                  | 31.32                        | 54                      | 22.68       |
| 4874.0                    | 39.32          | PK                    | 142              | 1.3        | V           | 12.46                 | 51.78                        | 74                      | 22.22       |
| 4874.0                    | 26.54          | Ave.                  | 142              | 1.3        | V           | 12.46                 | 39.00                        | 54                      | 15.00       |
| 7311.0                    | 38.75          | PK                    | 255              | 1.4        | V           | 16.49                 | 55.24                        | 74                      | 18.76       |
| 7311.0                    | 25.14          | Ave.                  | 255              | 1.4        | V           | 16.49                 | 41.63                        | 54                      | 12.37       |
| 9748.0                    | 38.44          | PK                    | 322              | 1.3        | V           | 19.40                 | 57.84                        | 74                      | 16.16       |
| 9748.0                    | 25.30          | Ave.                  | 322              | 1.3        | V           | 19.40                 | 44.70                        | 54                      | 9.30        |

| Frequency (MHz)         | Receiver       |                       | Turntable Degree | Rx Antenna |             | Corrected Factor (dB) | Corrected Amplitude (dBµV/m) | FCC Part 15.247/205/209 |             |
|-------------------------|----------------|-----------------------|------------------|------------|-------------|-----------------------|------------------------------|-------------------------|-------------|
|                         | Reading (dBµV) | Detector (PK/QP/Ave.) |                  | Height (m) | Polar (H/V) |                       |                              | Limit (dBµV/m)          | Margin (dB) |
| High Channel (2462 MHz) |                |                       |                  |            |             |                       |                              |                         |             |
| 218.7                   | 46.92          | QP                    | 55               | 1.6        | H           | -15.4                 | 31.52                        | 46                      | 14.48       |
| 2462.0                  | 80.27          | PK                    | 110              | 1.3        | H           | 7.21                  | 87.48                        | /                       | /           |
| 2462.0                  | 68.50          | Ave.                  | 110              | 1.3        | H           | 7.21                  | 75.71                        | /                       | /           |
| 2462.0                  | 87.06          | PK                    | 346              | 1.4        | V           | 7.21                  | 94.27                        | /                       | /           |
| 2462.0                  | 75.24          | Ave.                  | 346              | 1.4        | V           | 7.21                  | 82.45                        | /                       | /           |
| 2348.3                  | 38.26          | PK                    | 279              | 1.5        | H           | 5.48                  | 43.74                        | 74                      | 30.26       |
| 2348.3                  | 23.14          | Ave.                  | 279              | 1.5        | H           | 5.48                  | 28.62                        | 54                      | 25.38       |
| 2375.4                  | 37.56          | PK                    | 190              | 1.2        | V           | 6.13                  | 43.69                        | 74                      | 30.31       |
| 2375.4                  | 23.54          | Ave.                  | 190              | 1.2        | V           | 6.13                  | 29.67                        | 54                      | 24.33       |
| 2492.7                  | 51.63          | PK                    | 15               | 1.2        | V           | 7.21                  | 58.84                        | 74                      | 15.16       |
| 2492.7                  | 29.68          | Ave.                  | 15               | 1.2        | V           | 7.21                  | 36.89                        | 54                      | 17.11       |
| 4924.0                  | 40.01          | PK                    | 275              | 1.4        | H           | 12.50                 | 52.51                        | 74                      | 21.49       |
| 4924.0                  | 24.63          | Ave.                  | 275              | 1.4        | H           | 12.50                 | 37.13                        | 54                      | 16.87       |
| 7386.0                  | 38.65          | PK                    | 116              | 1.4        | H           | 15.91                 | 54.56                        | 74                      | 19.44       |
| 7386.0                  | 23.42          | Ave.                  | 116              | 1.4        | H           | 15.91                 | 39.33                        | 54                      | 14.67       |
| 9848.0                  | 38.62          | PK                    | 71               | 1.4        | V           | 19.39                 | 58.01                        | 74                      | 15.99       |
| 9848.0                  | 23.32          | Ave.                  | 71               | 1.4        | V           | 19.39                 | 42.71                        | 54                      | 11.29       |



**802.11n-HT40 Mode:**

| Frequency (MHz)           | Receiver       |                       | Turntable Degree | Rx Antenna |             | Corrected Factor (dB) | Corrected Amplitude (dBµV/m) | FCC Part 15.247/205/209 |             |
|---------------------------|----------------|-----------------------|------------------|------------|-------------|-----------------------|------------------------------|-------------------------|-------------|
|                           | Reading (dBµV) | Detector (PK/QP/Ave.) |                  | Height (m) | Polar (H/V) |                       |                              | Limit (dBµV/m)          | Margin (dB) |
| Low Channel (2422 MHz)    |                |                       |                  |            |             |                       |                              |                         |             |
| 218.7                     | 46.28          | QP                    | 162              | 1.3        | H           | -15.4                 | 30.88                        | 46                      | 15.12       |
| 2422.0                    | 78.76          | PK                    | 194              | 1.2        | H           | 6.13                  | 84.89                        | /                       | /           |
| 2422.0                    | 63.10          | Ave.                  | 194              | 1.2        | H           | 6.13                  | 69.23                        | /                       | /           |
| 2422.0                    | 84.97          | PK                    | 31               | 1.2        | V           | 6.13                  | 91.10                        | /                       | /           |
| 2422.0                    | 69.50          | Ave.                  | 31               | 1.2        | V           | 6.13                  | 75.63                        | /                       | /           |
| 2337.5                    | 39.65          | PK                    | 187              | 1.2        | H           | 5.48                  | 45.13                        | 74                      | 28.87       |
| 2337.5                    | 26.30          | Ave.                  | 187              | 1.2        | H           | 5.48                  | 31.78                        | 54                      | 22.22       |
| 2380.7                    | 41.82          | PK                    | 292              | 1.5        | V           | 6.13                  | 47.95                        | 74                      | 26.05       |
| 2380.7                    | 27.01          | Ave.                  | 292              | 1.5        | V           | 6.13                  | 33.14                        | 54                      | 20.86       |
| 2492.7                    | 40.12          | PK                    | 273              | 1.2        | H           | 7.21                  | 47.33                        | 74                      | 26.67       |
| 2492.7                    | 26.31          | Ave.                  | 273              | 1.2        | H           | 7.21                  | 33.52                        | 54                      | 20.48       |
| 4844.0                    | 39.16          | PK                    | 282              | 1.2        | H           | 12.40                 | 51.56                        | 74                      | 22.44       |
| 4844.0                    | 24.03          | Ave.                  | 282              | 1.2        | H           | 12.40                 | 36.43                        | 54                      | 17.57       |
| 7266.0                    | 38.45          | PK                    | 196              | 1.2        | V           | 16.62                 | 55.07                        | 74                      | 18.93       |
| 7266.0                    | 24.36          | Ave.                  | 196              | 1.2        | V           | 16.62                 | 40.98                        | 54                      | 13.02       |
| 9688.0                    | 37.15          | PK                    | 19               | 1.3        | V           | 19.29                 | 56.44                        | 74                      | 17.56       |
| 9688.0                    | 22.18          | Ave.                  | 19               | 1.3        | V           | 19.29                 | 41.47                        | 54                      | 12.53       |
| Middle Channel (2437 MHz) |                |                       |                  |            |             |                       |                              |                         |             |
| 218.7                     | 47.00          | QP                    | 230              | 1.3        | H           | -15.4                 | 31.60                        | 46                      | 14.40       |
| 2437.0                    | 78.25          | PK                    | 172              | 1.6        | H           | 7.21                  | 85.46                        | /                       | /           |
| 2437.0                    | 63.53          | Ave.                  | 172              | 1.6        | H           | 7.21                  | 70.74                        | /                       | /           |
| 2437.0                    | 84.42          | PK                    | 203              | 1.5        | V           | 7.21                  | 91.63                        | /                       | /           |
| 2437.0                    | 69.21          | Ave.                  | 203              | 1.5        | V           | 7.21                  | 76.42                        | /                       | /           |
| 2367.2                    | 37.59          | PK                    | 100              | 1.3        | V           | 5.48                  | 43.07                        | 74                      | 30.93       |
| 2367.2                    | 23.14          | Ave.                  | 100              | 1.3        | V           | 5.48                  | 28.62                        | 54                      | 25.38       |
| 2484.2                    | 39.62          | PK                    | 278              | 1.4        | H           | 7.21                  | 46.83                        | 74                      | 27.17       |
| 2484.2                    | 24.30          | Ave.                  | 278              | 1.4        | H           | 7.21                  | 31.51                        | 54                      | 22.49       |
| 2487.4                    | 39.65          | PK                    | 285              | 1.5        | H           | 7.21                  | 46.86                        | 74                      | 27.14       |
| 2487.4                    | 24.59          | Ave.                  | 285              | 1.5        | H           | 7.21                  | 31.80                        | 54                      | 22.20       |
| 4874.0                    | 40.17          | PK                    | 73               | 1.4        | V           | 12.46                 | 52.63                        | 74                      | 21.37       |
| 4874.0                    | 26.54          | Ave.                  | 73               | 1.4        | V           | 12.46                 | 39.00                        | 54                      | 15.00       |
| 7311.0                    | 38.59          | PK                    | 228              | 1.4        | V           | 16.49                 | 55.08                        | 74                      | 18.92       |
| 7311.0                    | 24.03          | Ave.                  | 228              | 1.4        | V           | 16.49                 | 40.52                        | 54                      | 13.48       |
| 9748.0                    | 37.13          | PK                    | 112              | 1.3        | H           | 19.40                 | 56.53                        | 74                      | 17.47       |
| 9748.0                    | 22.53          | Ave.                  | 112              | 1.3        | H           | 19.40                 | 41.93                        | 54                      | 12.07       |

| Frequency (MHz)         | Receiver       |                       | Turntable Degree | Rx Antenna |             | Corrected Factor (dB) | Corrected Amplitude (dBµV/m) | FCC Part 15.247/205/209 |             |
|-------------------------|----------------|-----------------------|------------------|------------|-------------|-----------------------|------------------------------|-------------------------|-------------|
|                         | Reading (dBµV) | Detector (PK/QP/Ave.) |                  | Height (m) | Polar (H/V) |                       |                              | Limit (dBµV/m)          | Margin (dB) |
| High Channel (2452 MHz) |                |                       |                  |            |             |                       |                              |                         |             |
| 218.7                   | 46.46          | QP                    | 152              | 1.2        | H           | -15.4                 | 31.06                        | 46                      | 14.94       |
| 2452.0                  | 79.29          | PK                    | 280              | 1.5        | H           | 7.21                  | 86.50                        | /                       | /           |
| 2452.0                  | 64.58          | Ave.                  | 280              | 1.5        | H           | 7.21                  | 71.79                        | /                       | /           |
| 2452.0                  | 83.14          | PK                    | 229              | 1.4        | V           | 7.21                  | 90.35                        | /                       | /           |
| 2452.0                  | 68.06          | Ave.                  | 229              | 1.4        | V           | 7.21                  | 75.27                        | /                       | /           |
| 2344.7                  | 39.62          | PK                    | 317              | 1.5        | H           | 5.48                  | 45.10                        | 74                      | 28.90       |
| 2344.7                  | 24.37          | Ave.                  | 317              | 1.5        | H           | 5.48                  | 29.85                        | 54                      | 24.15       |
| 2483.8                  | 39.88          | PK                    | 292              | 1.5        | V           | 7.21                  | 47.09                        | 74                      | 26.91       |
| 2483.8                  | 24.55          | Ave.                  | 292              | 1.5        | V           | 7.21                  | 31.76                        | 54                      | 22.24       |
| 2492.9                  | 53.29          | PK                    | 33               | 1.3        | H           | 7.21                  | 60.50                        | 74                      | 13.50       |
| 2492.9                  | 28.69          | Ave.                  | 33               | 1.3        | H           | 7.21                  | 35.90                        | 54                      | 18.10       |
| 4904.0                  | 42.39          | PK                    | 89               | 1.4        | H           | 12.46                 | 54.85                        | 74                      | 19.15       |
| 4904.0                  | 27.28          | Ave.                  | 89               | 1.4        | H           | 12.46                 | 39.74                        | 54                      | 14.26       |
| 7356.0                  | 38.62          | PK                    | 235              | 1.2        | H           | 15.91                 | 54.53                        | 74                      | 19.47       |
| 7356.0                  | 25.17          | Ave.                  | 235              | 1.2        | H           | 15.91                 | 41.08                        | 54                      | 12.92       |
| 9808.0                  | 37.93          | PK                    | 44               | 1.3        | V           | 19.29                 | 57.22                        | 74                      | 16.78       |
| 9808.0                  | 24.58          | Ave.                  | 44               | 1.3        | V           | 19.29                 | 43.87                        | 54                      | 10.13       |

Note:

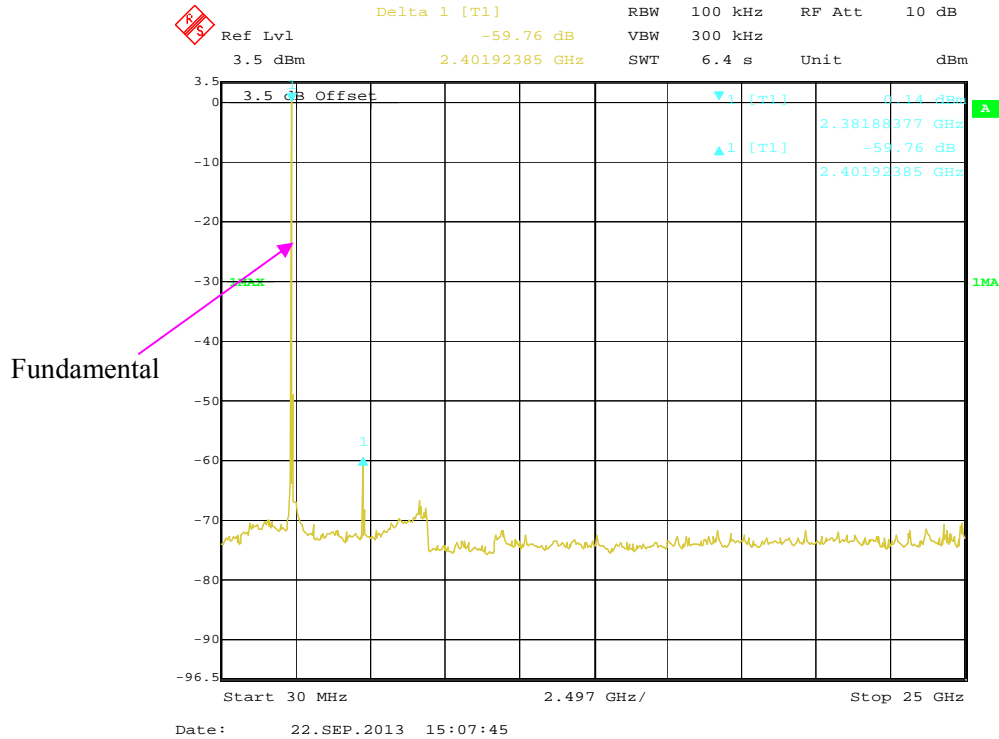
Corrected Amplitude = Corrected Factor + Reading

Corrected Factor=Antenna Factor (RX) + Cable Loss – Amplifier Factor

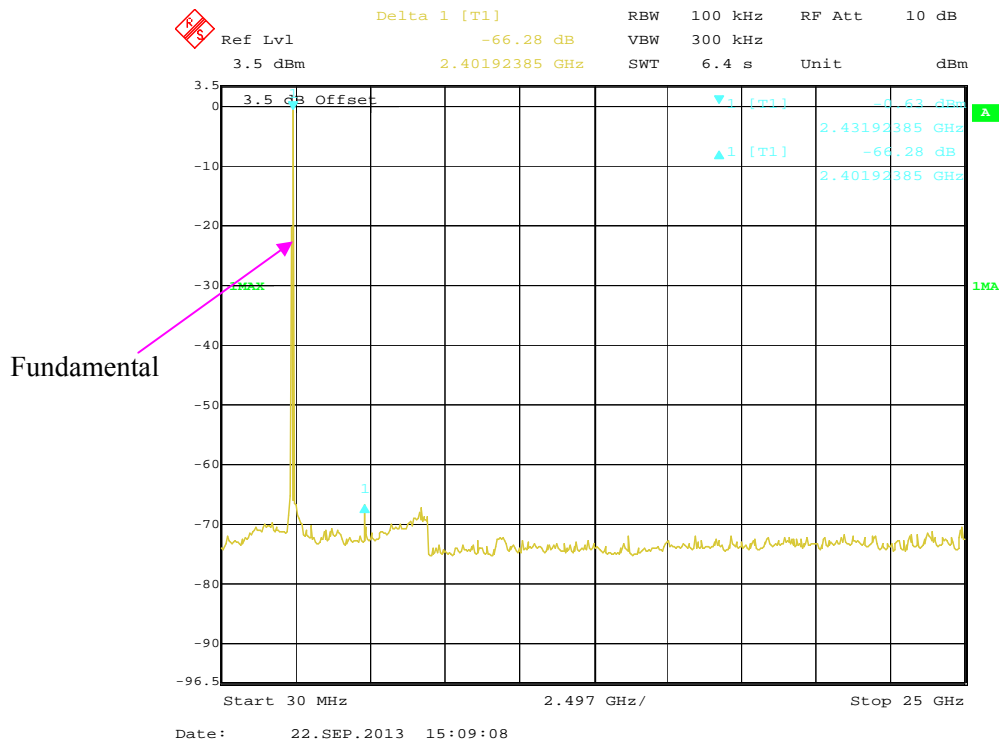
Margin = Limit – Corr. Amplitude

**Conducted Spurious Emissions at Antenna Port**

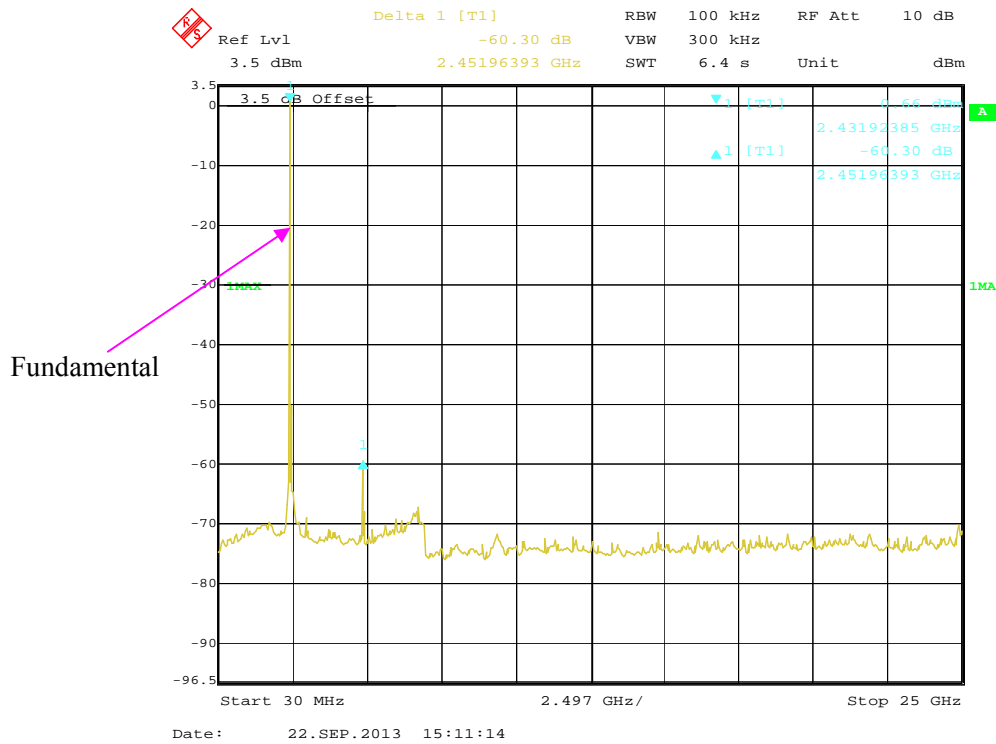
**802.11b Low Channel**



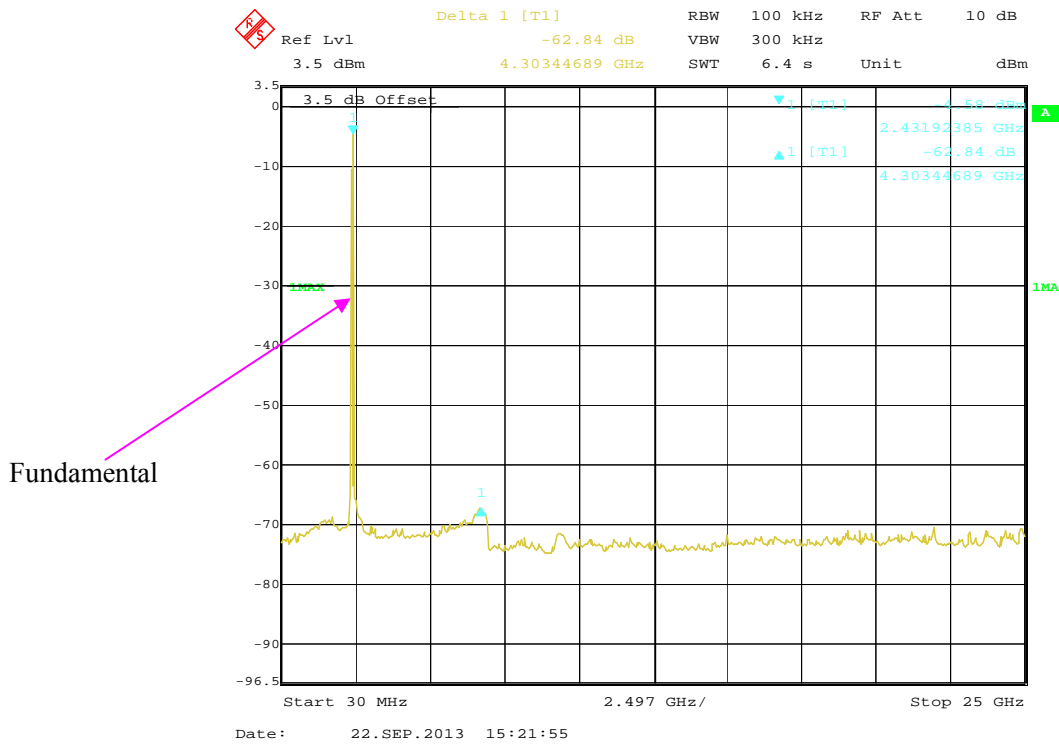
**802.11b Middle Channel**



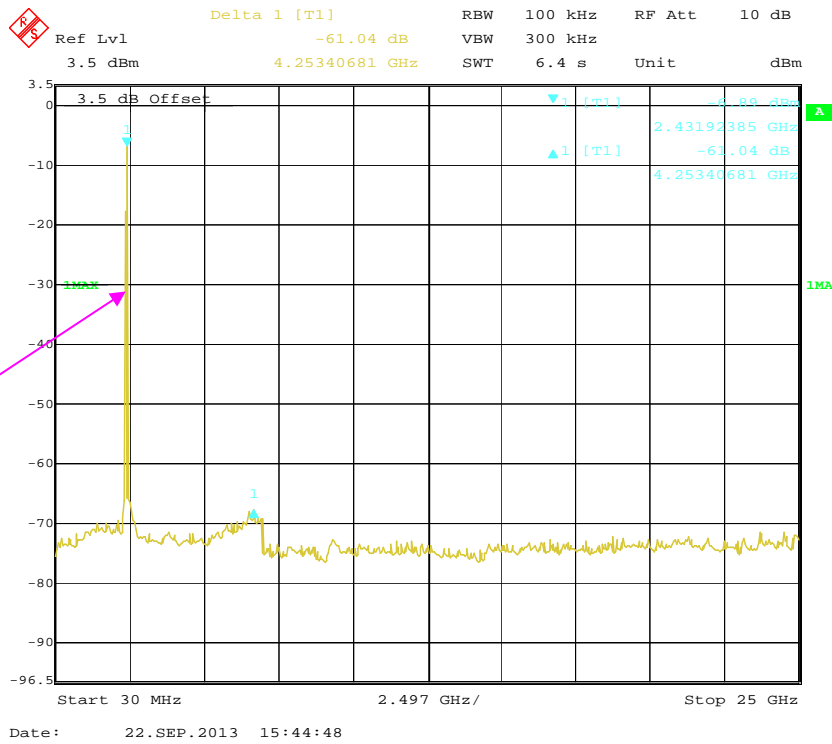
### 802.11b High Channel



### 802.11g Low Channel

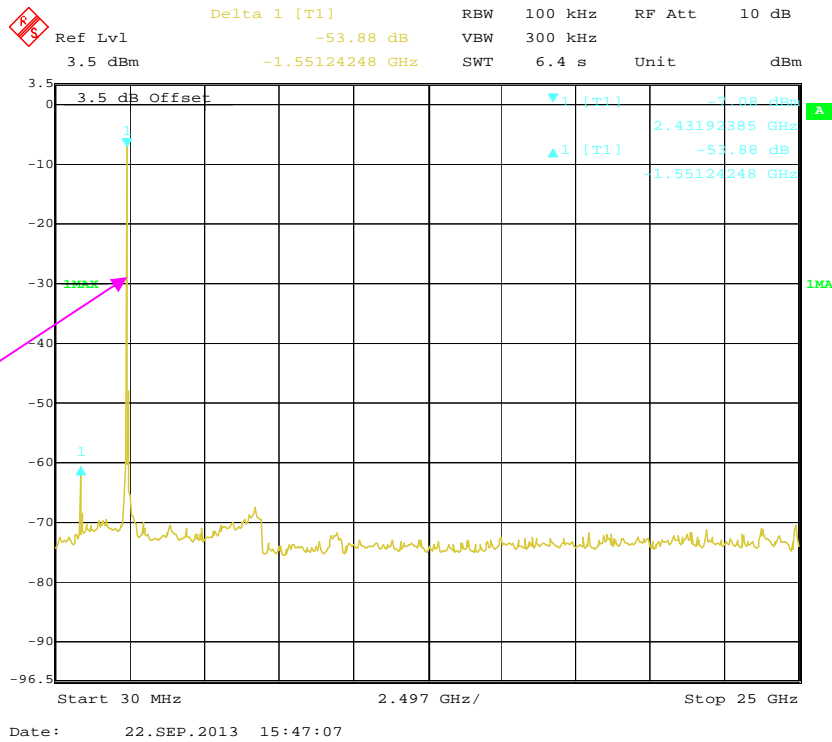


### 802.11g Middle Channel



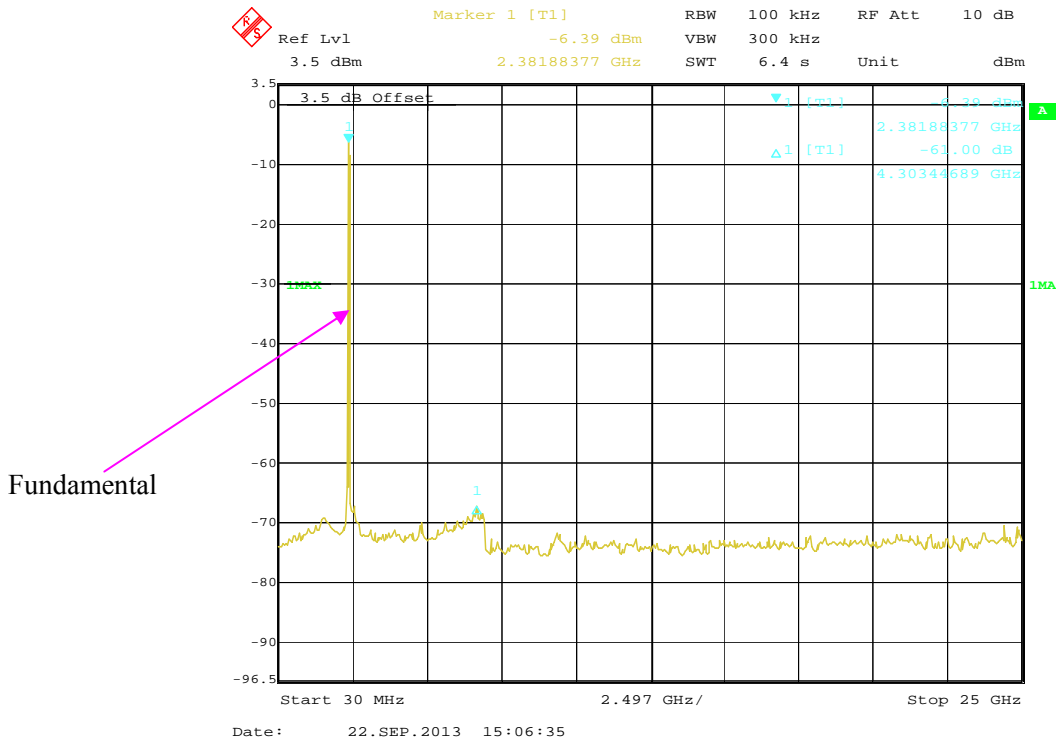
Fundamental

### 802.11g High Channel

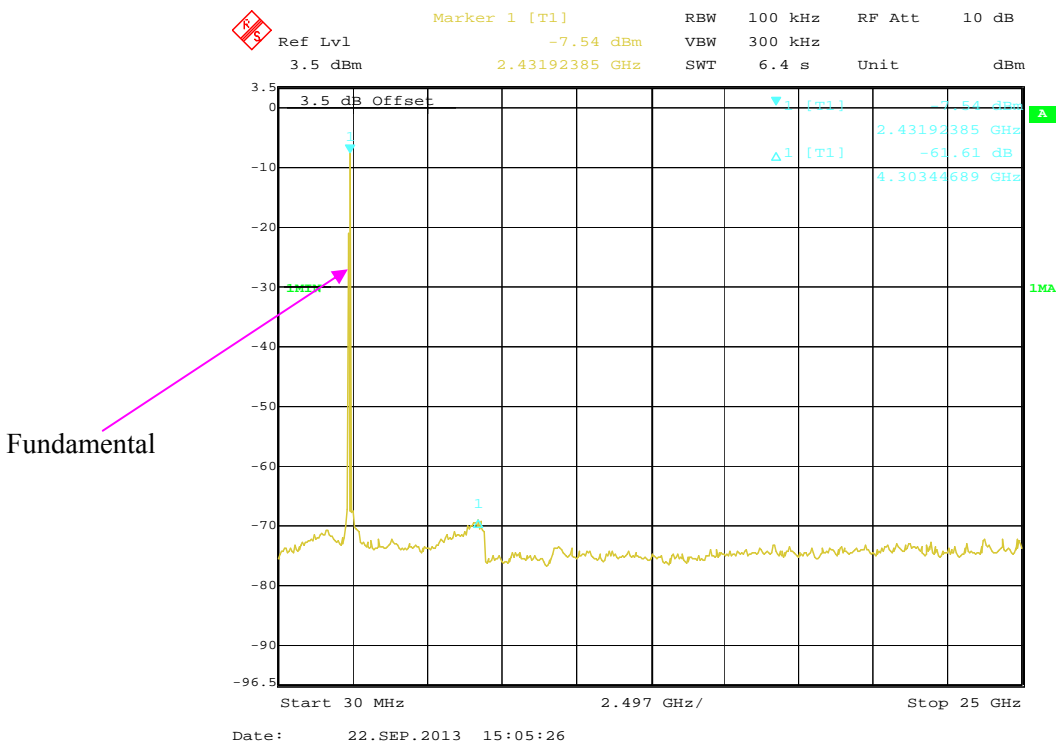


Fundamental

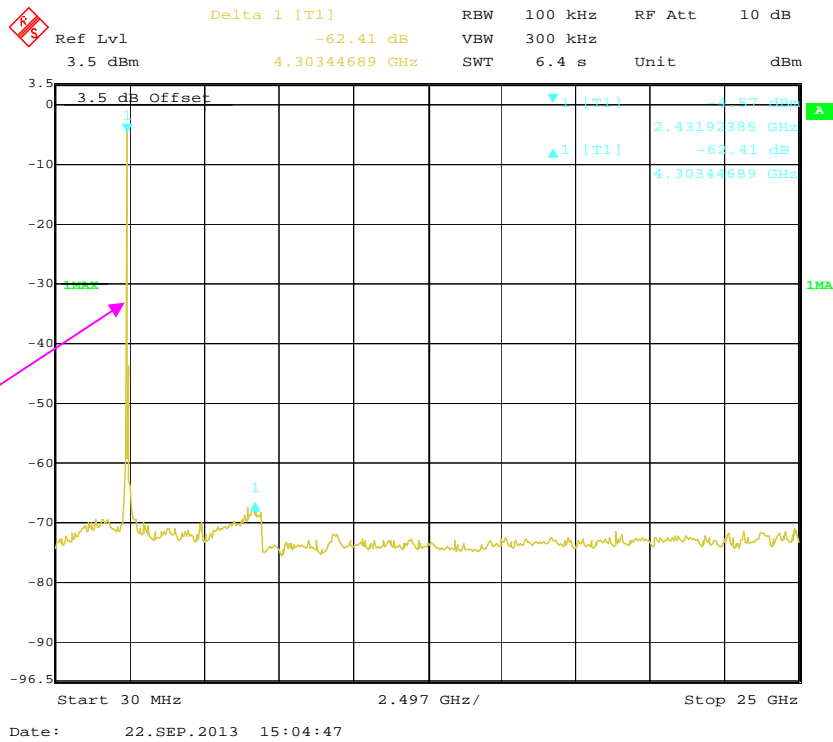
### 802.11n-HT20 Low Channel



### 802.11n-HT20 Middle Channel

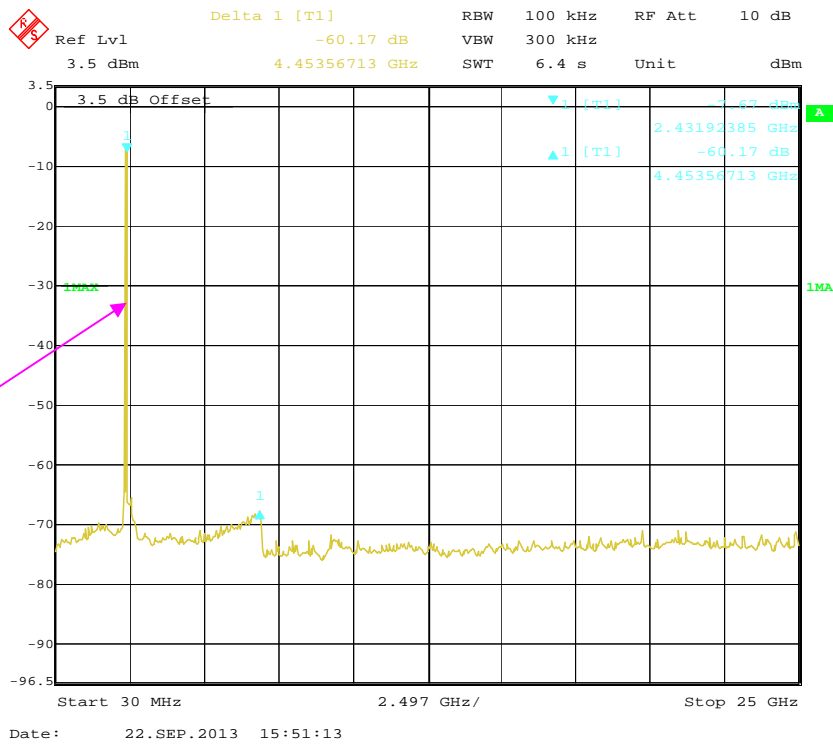


### 802.11n-HT20 High Channel



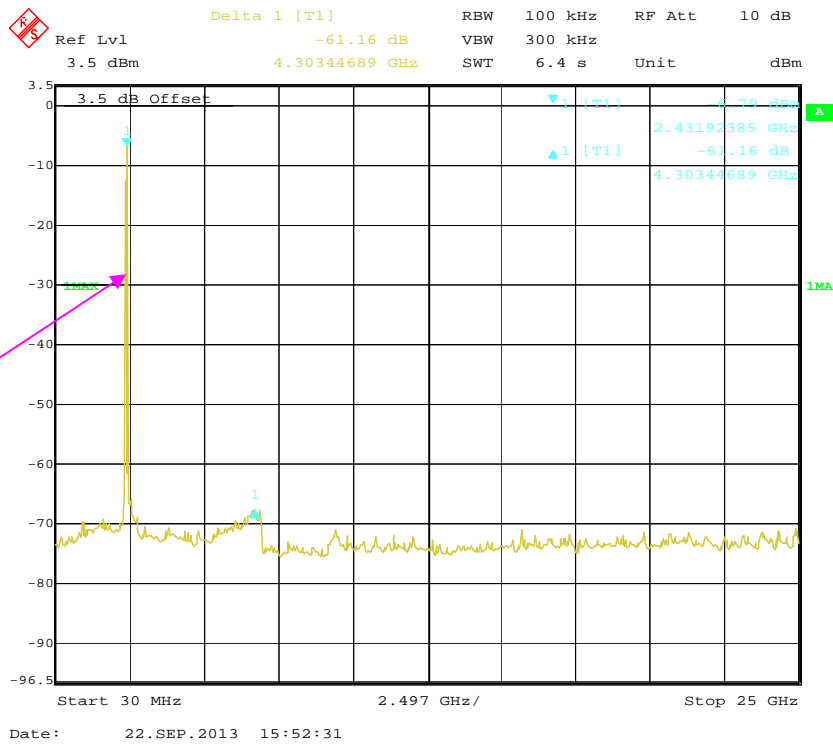
Fundamental

### 802.11n-HT40 Low Channel



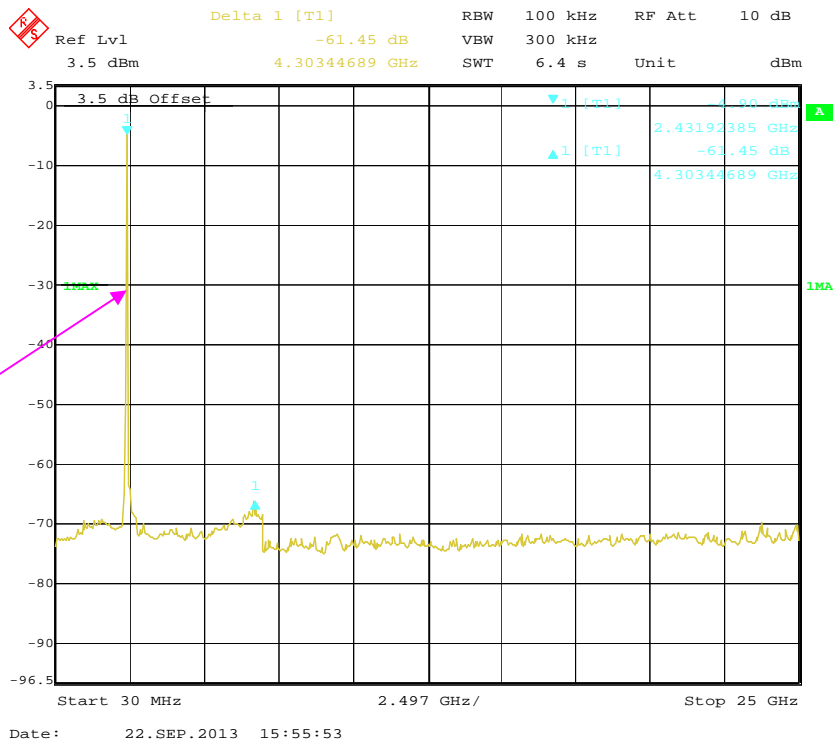
Fundamental

### 802.11n-HT40 Middle Channel



Fundamental

### 802.11n-HT40 High Channel



Fundamental



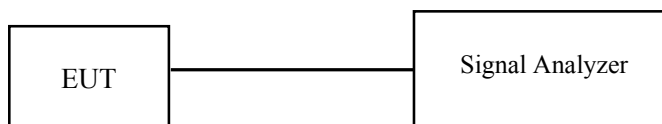
## FCC §15.247(a) (2) – 6 dB EMISSION BANDWIDTH

### Applicable Standard

Systems using digital modulation techniques may operate in the 902–928 MHz, 2400–2483.5 MHz, and 5725–5850 MHz bands. The minimum 6 dB bandwidth shall be at least 500 kHz.

### Test Procedure

1. Check the calibration of the measuring instrument using either an internal calibrator or a known signal from an external generator.
2. Position the EUT without connection to measurement instrument. Turn on the EUT and connect it to measurement instrument. Then set it to any one convenient frequency within its operating range. Set a reference level on the measuring instrument equal to the highest peak value.
3. Measure the frequency difference of two frequencies that were attenuated 6 dB from the reference level. Record the frequency difference as the emission bandwidth.
4. Repeat above procedures until all frequencies measured were complete.



### Test Equipment List and Details

| Manufacturer    | Description     | Model  | Serial Number | Calibration Date | Calibration Due Date |
|-----------------|-----------------|--------|---------------|------------------|----------------------|
| Rohde & Schwarz | Signal Analyzer | FSIQ26 | 837405/023    | 2013-05-31       | 2014-05-31           |

\* **Statement of Traceability:** Bay Area Compliance Laboratories Corp. (Shenzhen) attests that all calibrations have been performed in accordance to requirements that traceable to National Primary Standards and International System of Units (SI).

### Test Data

#### Environmental Conditions

|                    |           |
|--------------------|-----------|
| Temperature:       | 26 °C     |
| Relative Humidity: | 54 %      |
| ATM Pressure:      | 100.9 kPa |

*The testing was performed by Sula Huang on 2013-09-22.*

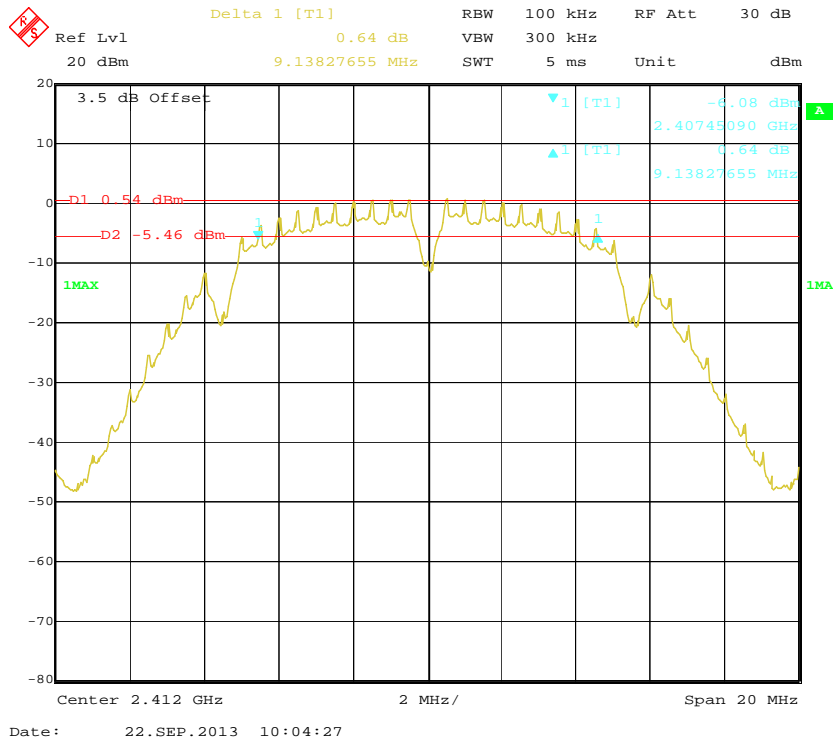
**Test Result:** Pass.

Please refer to the following tables and plots.

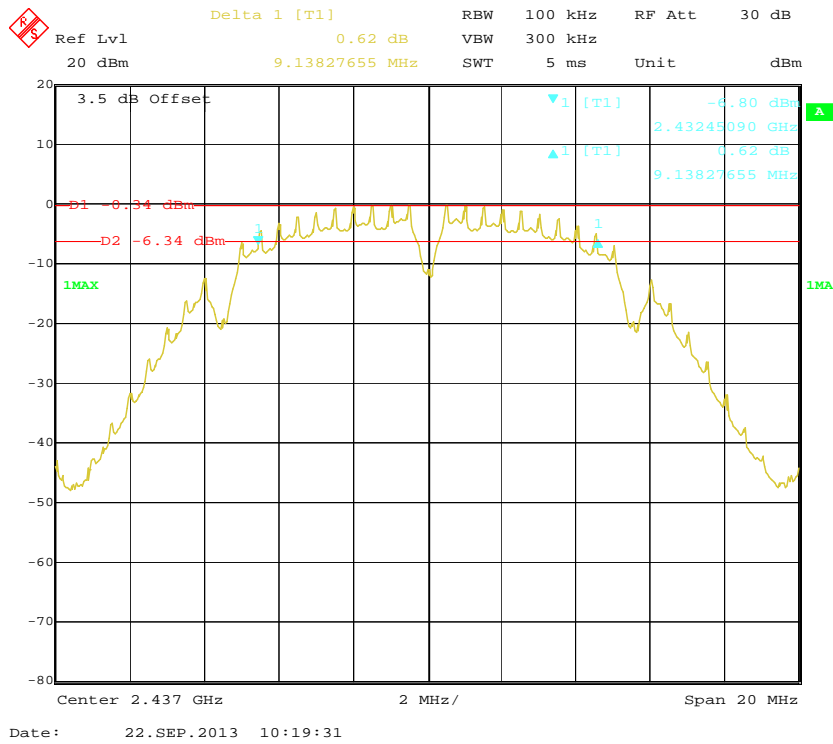
*EUT operation mode: Transmitting*

| Channel           | Frequency (MHz) | 6 dB Emission Bandwidth (MHz) | Limit (kHz) |
|-------------------|-----------------|-------------------------------|-------------|
| 802.11b mode      |                 |                               |             |
| Low               | 2412            | 9.14                          | ≥500        |
| Middle            | 2437            | 9.14                          | ≥500        |
| High              | 2462            | 9.14                          | ≥500        |
| 802.11g mode      |                 |                               |             |
| Low               | 2412            | 16.51                         | ≥500        |
| Middle            | 2437            | 16.51                         | ≥500        |
| High              | 2462            | 16.51                         | ≥500        |
| 802.11n-HT20 mode |                 |                               |             |
| Low               | 2412            | 17.76                         | ≥500        |
| Middle            | 2437            | 17.76                         | ≥500        |
| High              | 2462            | 17.76                         | ≥500        |
| 802.11n-HT40 mode |                 |                               |             |
| Low               | 2422            | 35.75                         | ≥500        |
| Middle            | 2437            | 35.98                         | ≥500        |
| High              | 2452            | 35.73                         | ≥500        |

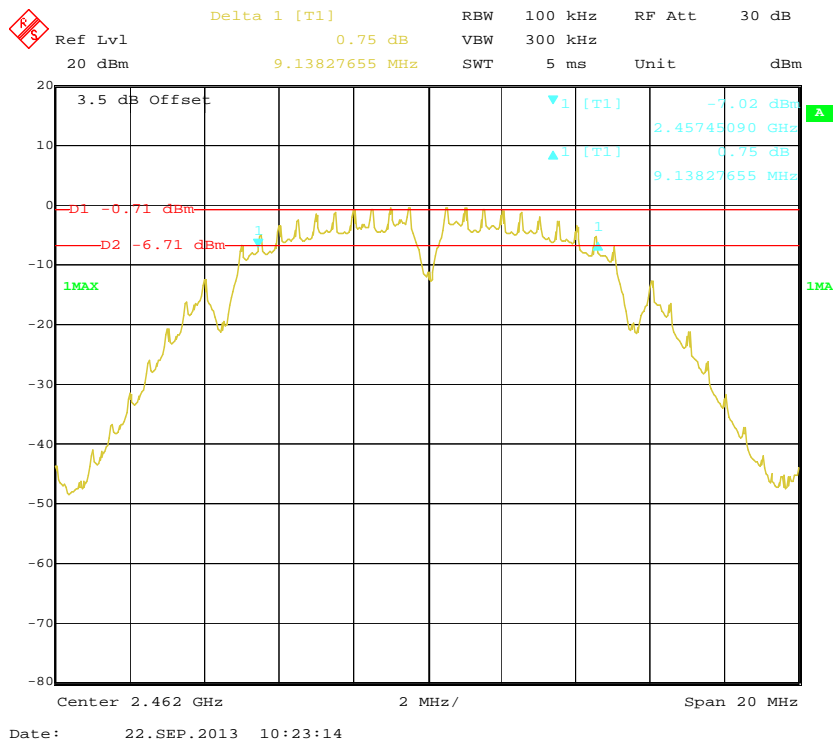
### 802.11b Low Channel



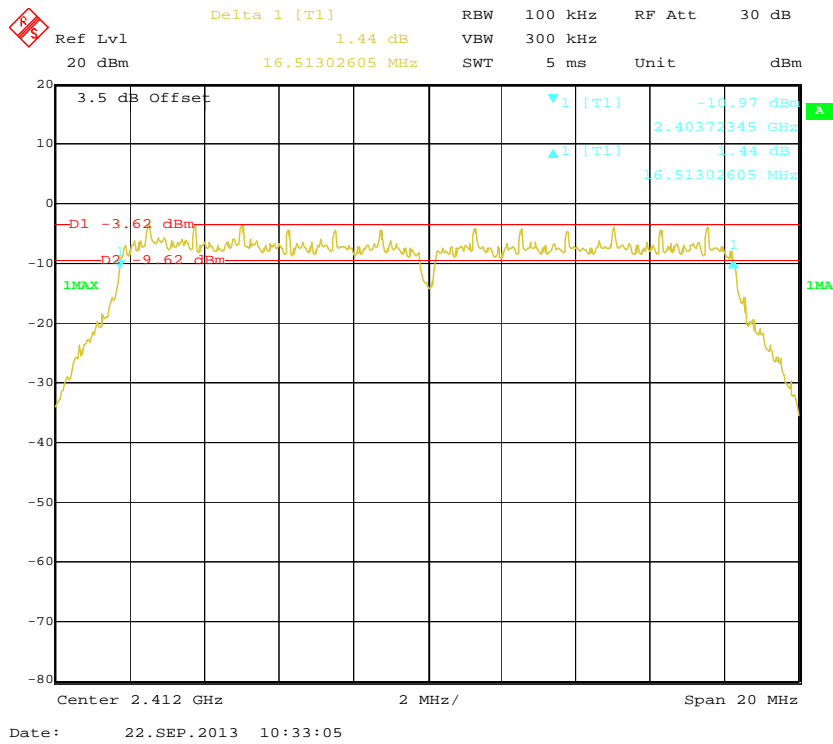
### 802.11b Middle Channel



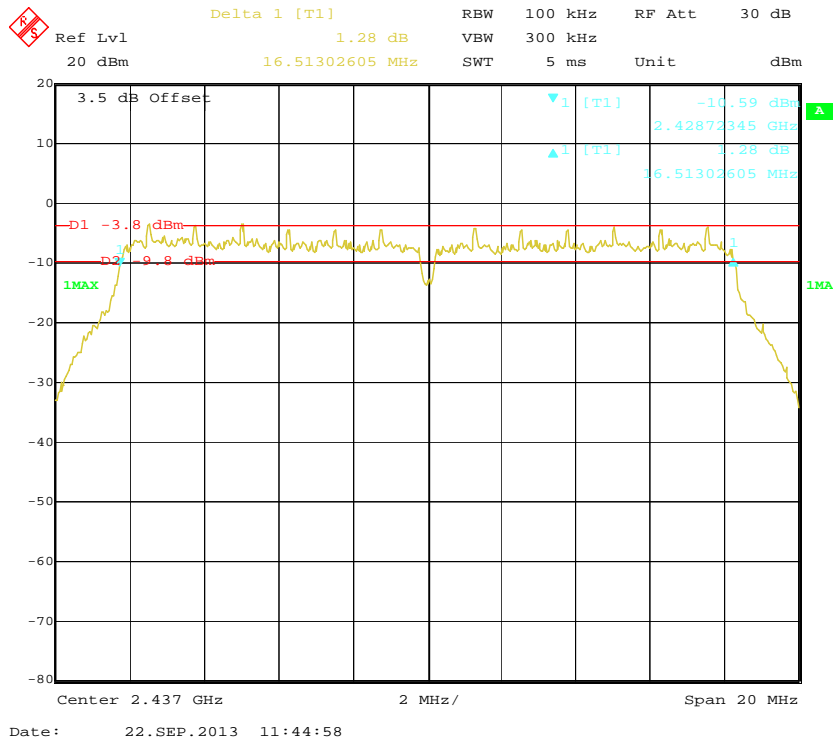
### 802.11b High Channel



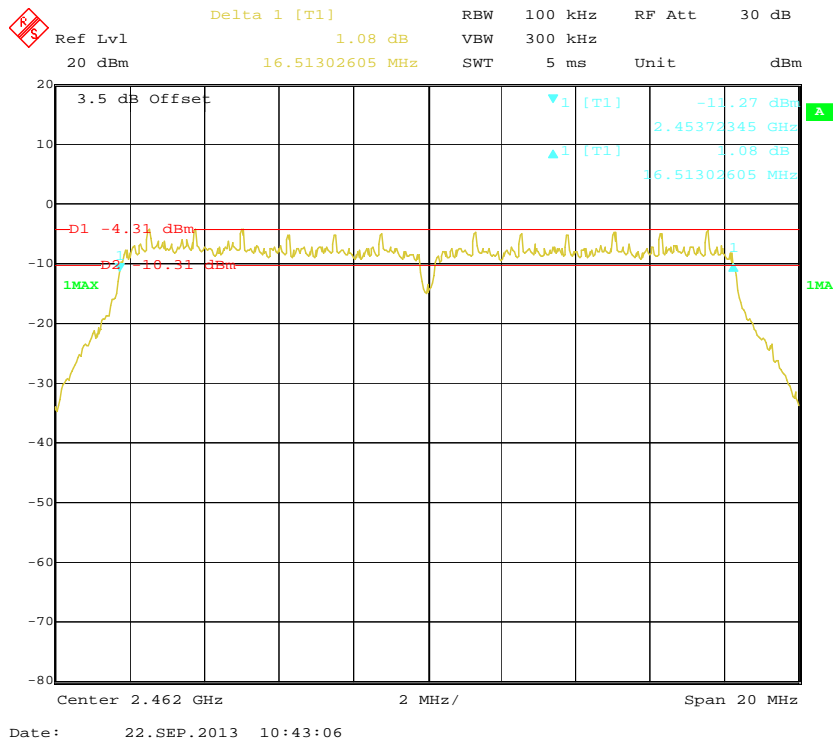
### 802.11g Low Channel



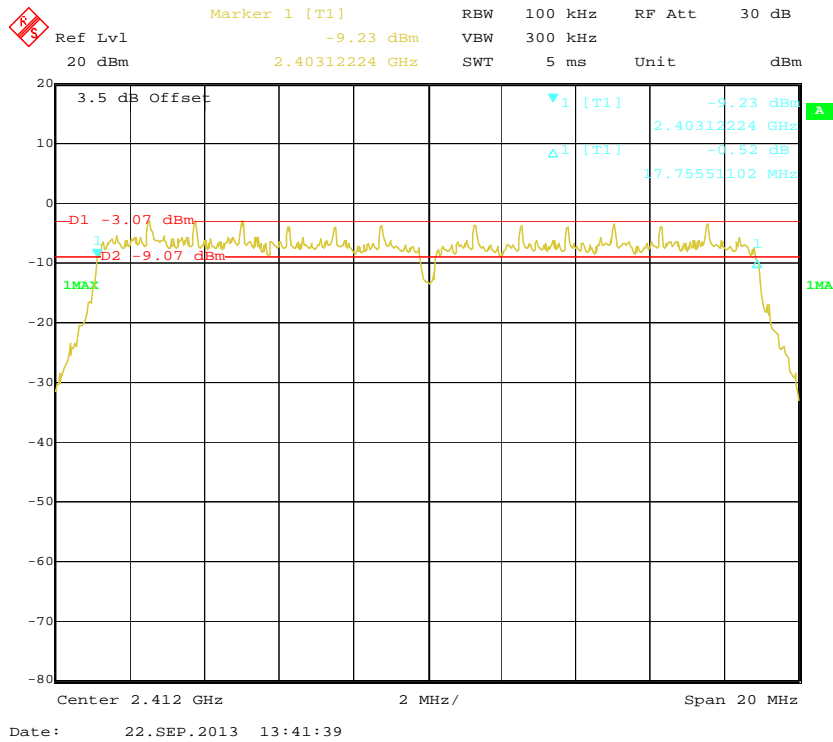
### 802.11g Middle Channel



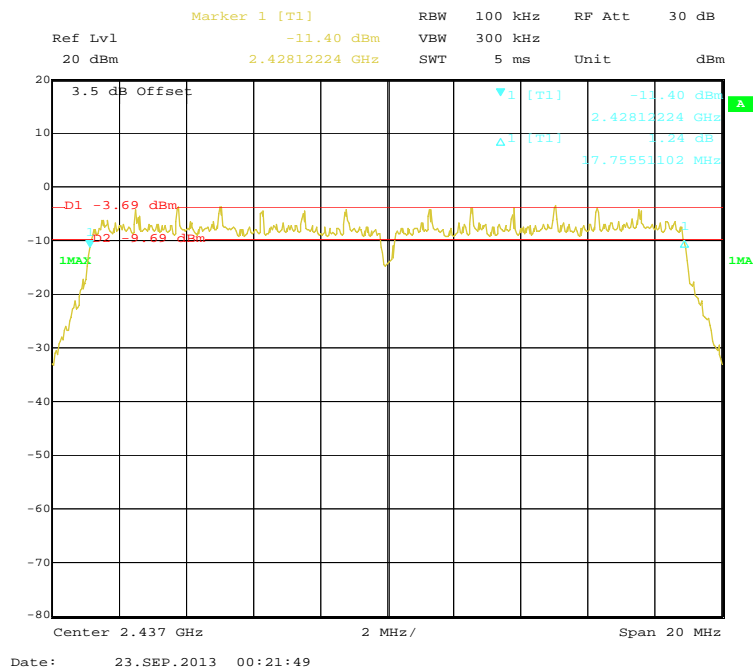
### 802.11g High Channel



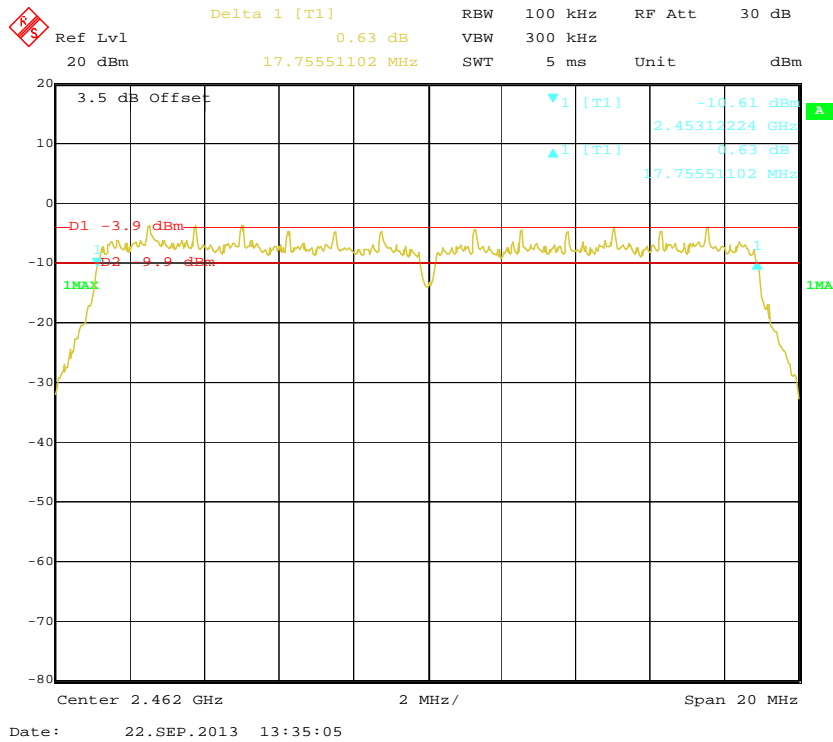
### 802.11n-HT20 Low Channel



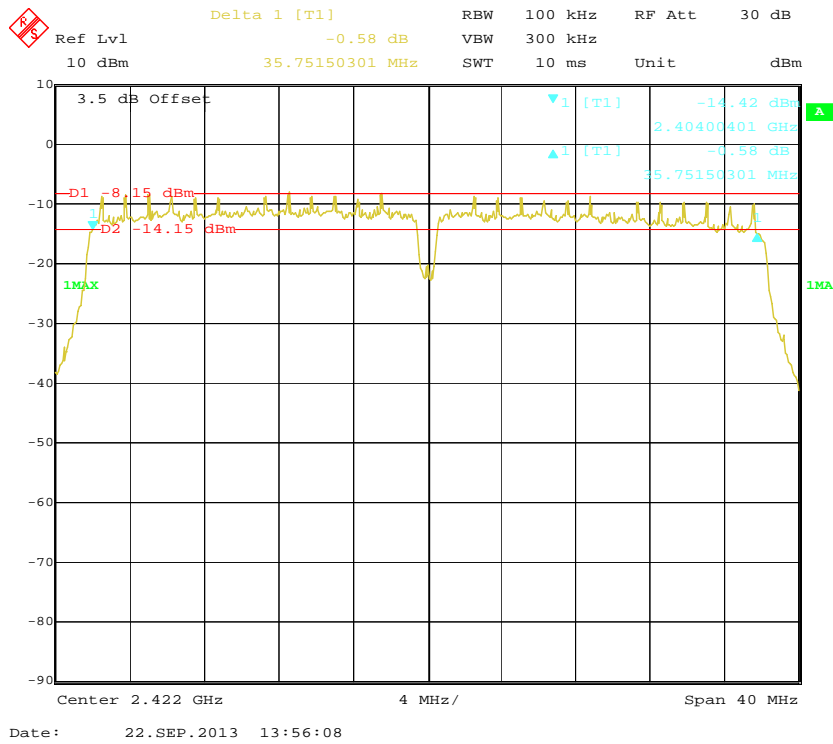
### 802.11n-HT20 Middle Channel



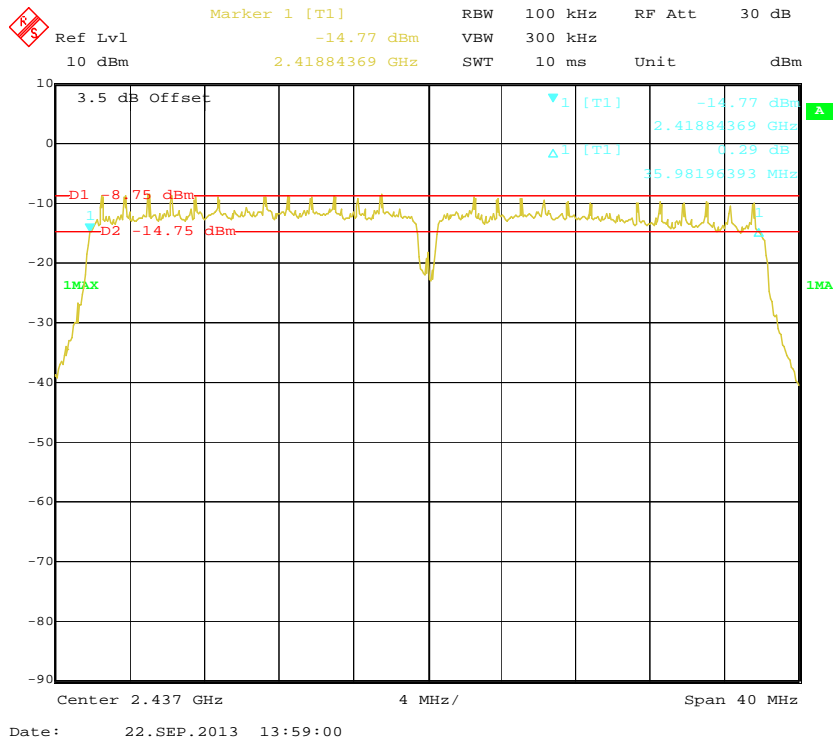
### 802.11n-HT20 High Channel



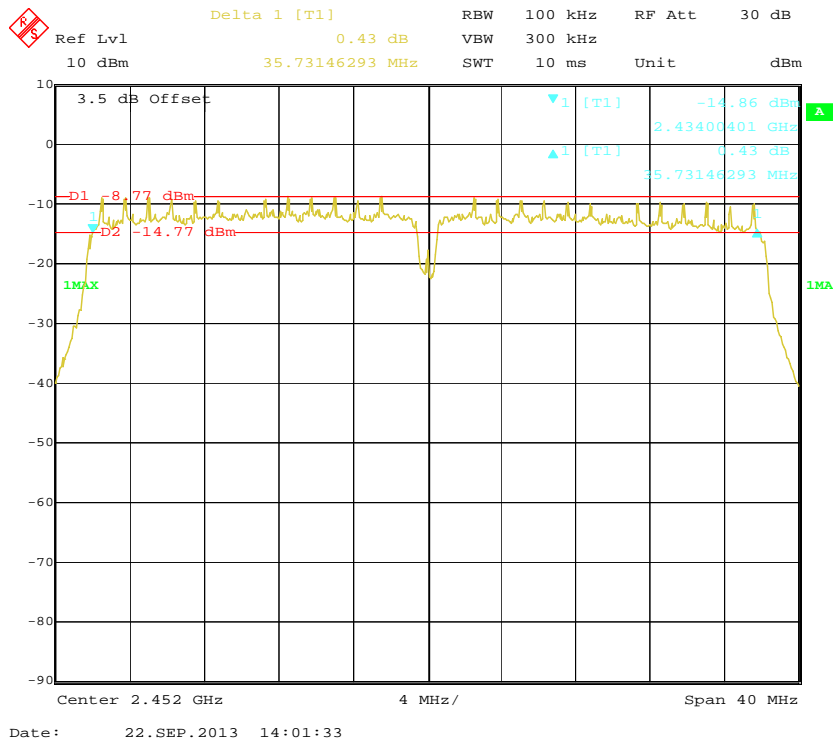
### 802.11n-HT40 Low Channel



### 802.11n-HT40 Middle Channel



### 802.11n-HT40 High Channel





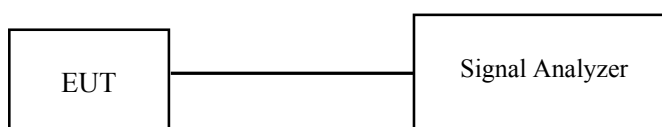
## FCC §15.247(b) (3) - MAXIMUM PEAK OUTPUT POWER

### Applicable Standard

According to FCC §15.247(b) (3), for systems using digital modulation in the 902-928 MHz, 2400-2483.5 MHz, and 5725-5850 MHz bands: 1 Watt. As an alternative to a peak power measurement, compliance with the one Watt limit can be based on a measurement of the maximum conducted output power. Maximum Conducted Output Power is defined as the total transmit power delivered to all antennas and antenna elements averaged across all symbols in the signaling alphabet when the transmitter is operating at its maximum power control level. Power must be summed across all antennas and antenna elements. The average must not include any time intervals during which the transmitter is off or is transmitting at a reduced power level. If multiple modes of operation are possible (e.g., alternative modulation methods), the maximum conducted output power is the highest total transmit power occurring in any mode.

### Test Procedure

1. Place the EUT on a bench and set it in transmitting mode.
2. Remove the antenna from the EUT and then connect a low loss RF cable from the antenna port to an EMI Test Receiver.
3. Add a correction factor to the display.



### Test Equipment List and Details

| Manufacturer    | Description     | Model  | Serial Number | Calibration Date | Calibration Due Date |
|-----------------|-----------------|--------|---------------|------------------|----------------------|
| Rohde & Schwarz | Signal Analyzer | FSIQ26 | 837405/023    | 2013-05-31       | 2014-05-31           |

\* **Statement of Traceability:** Bay Area Compliance Laboratories Corp. (Shenzhen) attests that all calibrations have been performed in accordance to requirements that traceable to National Primary Standards and International System of Units (SI).

### Test Data

#### Environmental Conditions

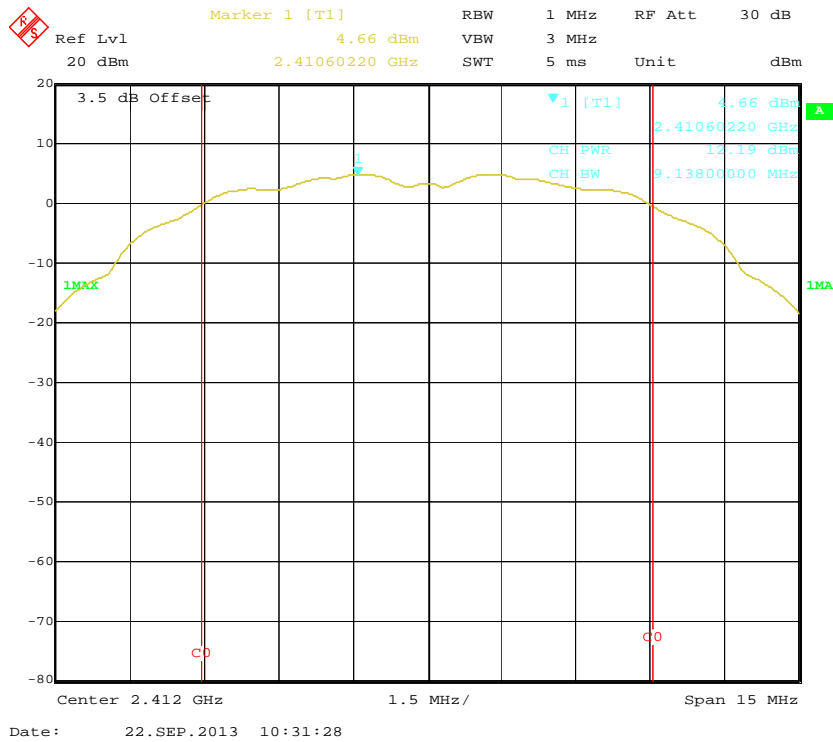
|                    |           |
|--------------------|-----------|
| Temperature:       | 26 °C     |
| Relative Humidity: | 54 %      |
| ATM Pressure:      | 100.9 kPa |

*The testing was performed by Sula Huang on 2013-09-22.*

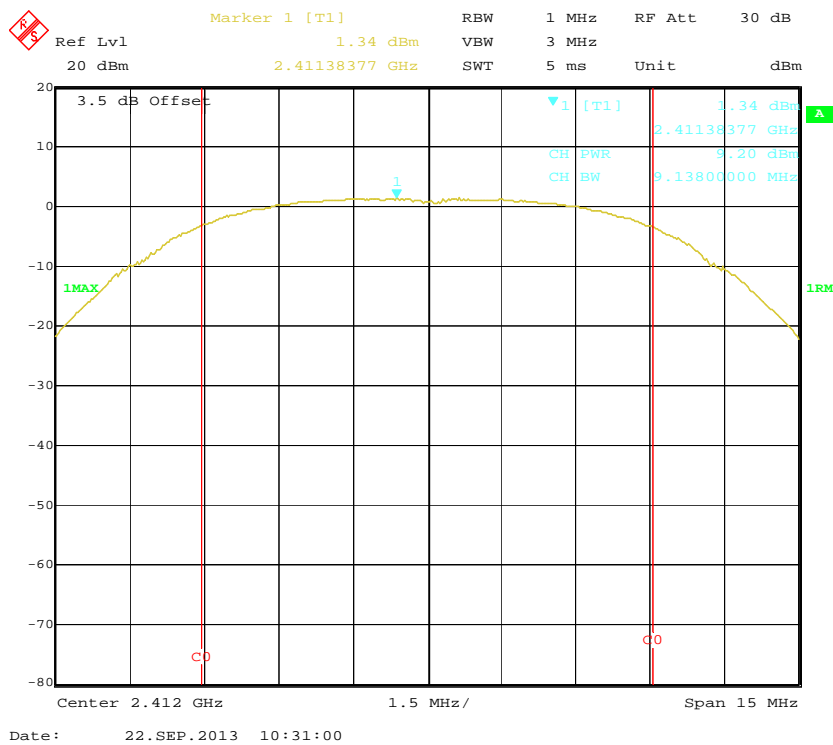
*EUT operation mode: Transmitting*

| Channel      | Frequency (MHz) | Maximum Peak Conducted Output Power (dBm) | Maximum Conducted Average Output Power (dBm) | Limit (dBm) |
|--------------|-----------------|---|--|-------------|
| 802.11b      |                 |   |  |             |
| Low          | 2412            | 12.19                                     | 9.20   | 30          |
| Middle       | 2437            | 12.36                                     | 8.51   | 30          |
| High         | 2462            | 11.29                                     | 8.30   | 30          |
| 802.11g      |                 |   |  |             |
| Low          | 2412            | 16.05                                     | 8.82   | 30          |
| Middle       | 2437            | 15.56                                     | 8.24   | 30          |
| High         | 2462            | 15.36                                     | 8.07   | 30          |
| 802.11n-HT20 |                 |   |  |             |
| Low          | 2412            | 16.20                                     | 8.97   | 30          |
| Middle       | 2437            | 15.76                                     | 8.16   | 30          |
| High         | 2462            | 15.40                                     | 8.50   | 30          |
| 802.11n-HT40 |                 |   |  |             |
| Low          | 2422            | 13.80                                     | 6.43   | 30          |
| Middle       | 2437            | 13.71                                     | 6.41   | 30          |
| High         | 2452            | 13.54                                     | 6.14   | 30          |

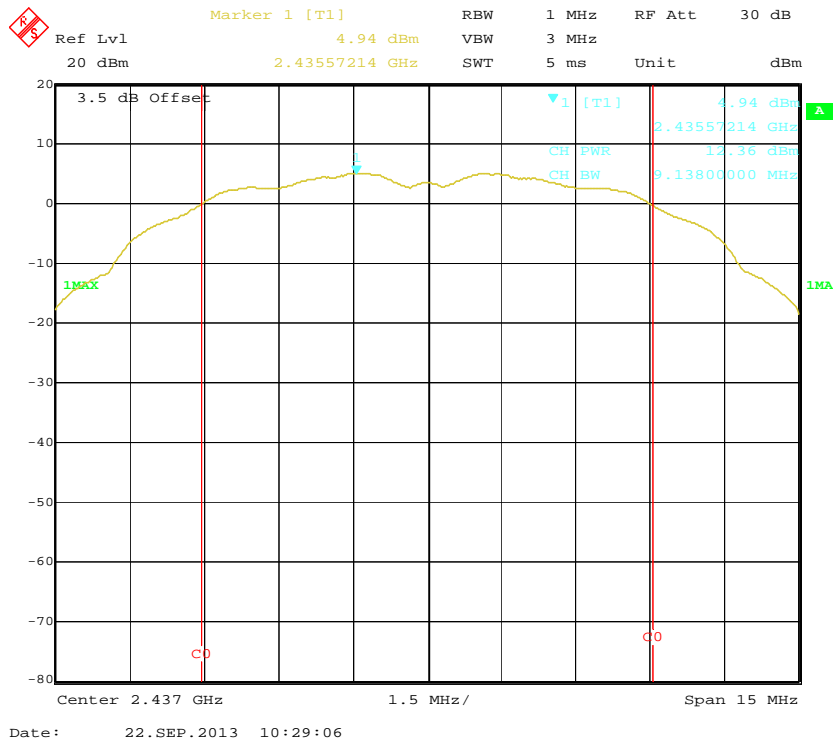
### 802.11b, RF Peak Output Power, Low Channel



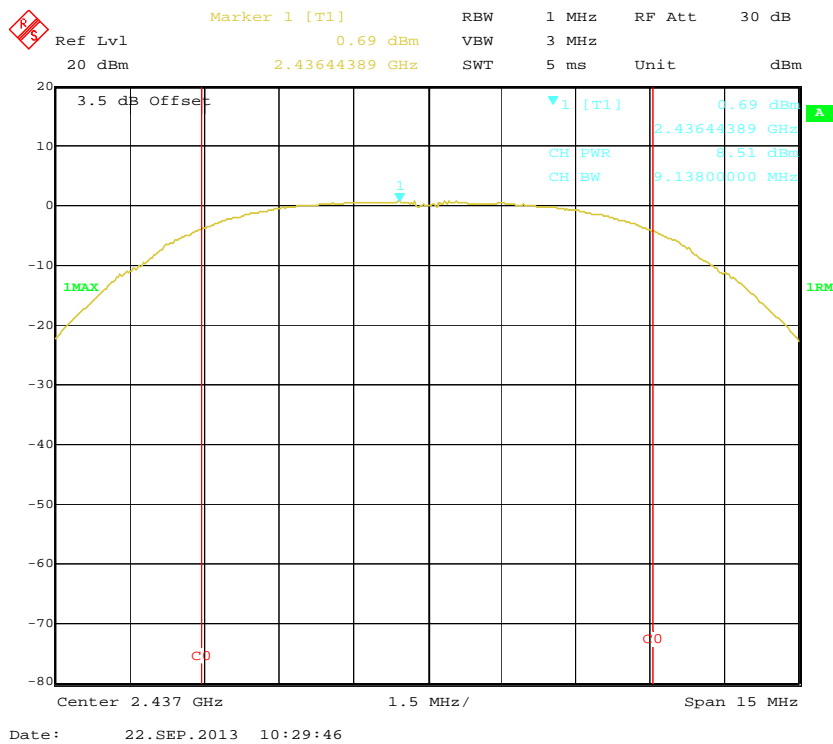
### 802.11b, RF Average Output Power, Low Channel



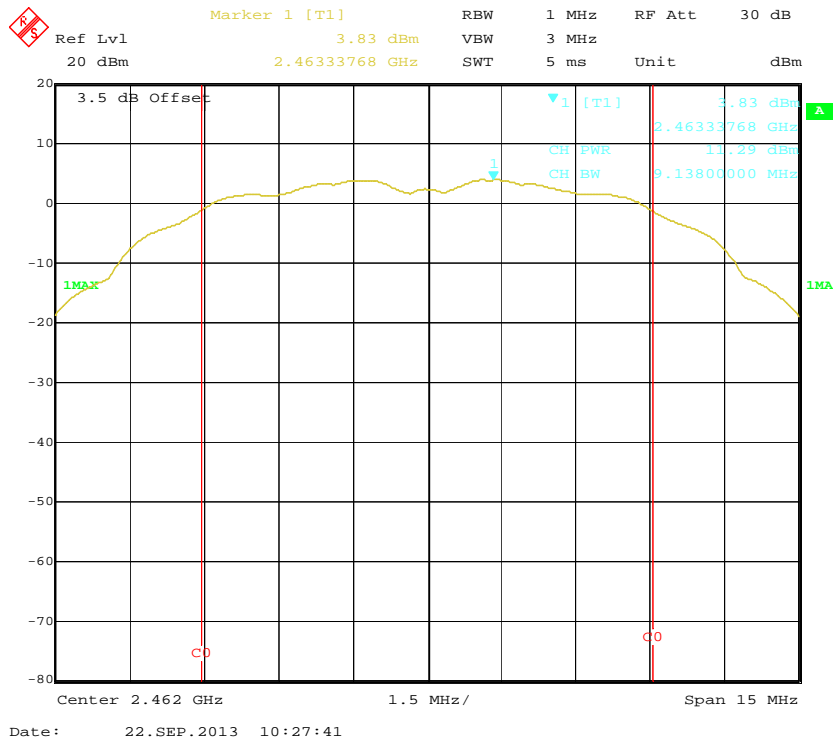
### 802.11b, RF Peak Output Power, Middle Channel



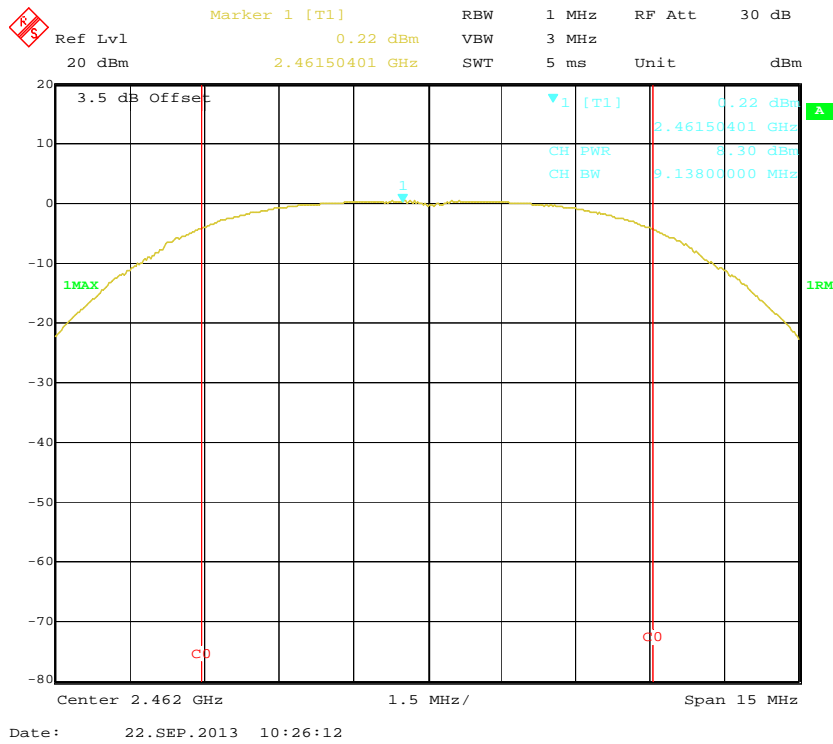
### 802.11b, RF Average Output Power, Middle Channel



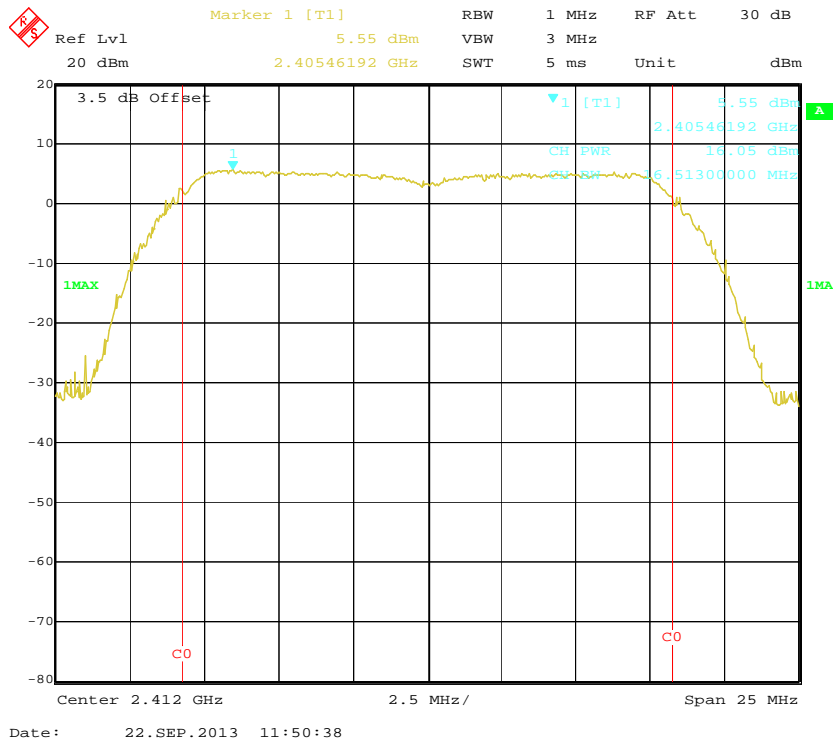
**802.11b, RF Peak Output Power, High Channel**



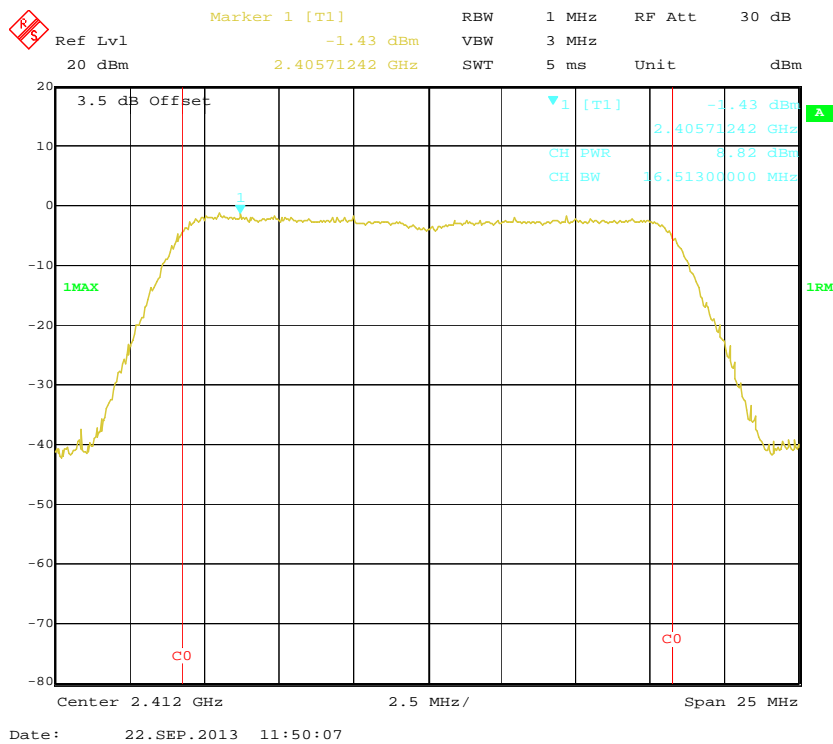
**802.11b, RF Average Output Power, High Channel**



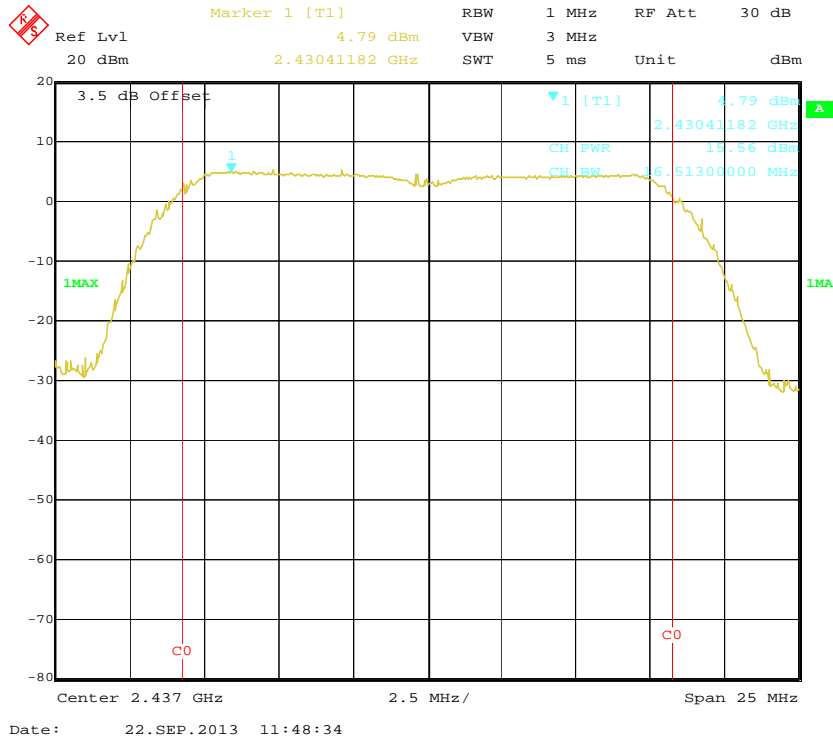
### 802.11g, RF Peak Output Power, Low Channel



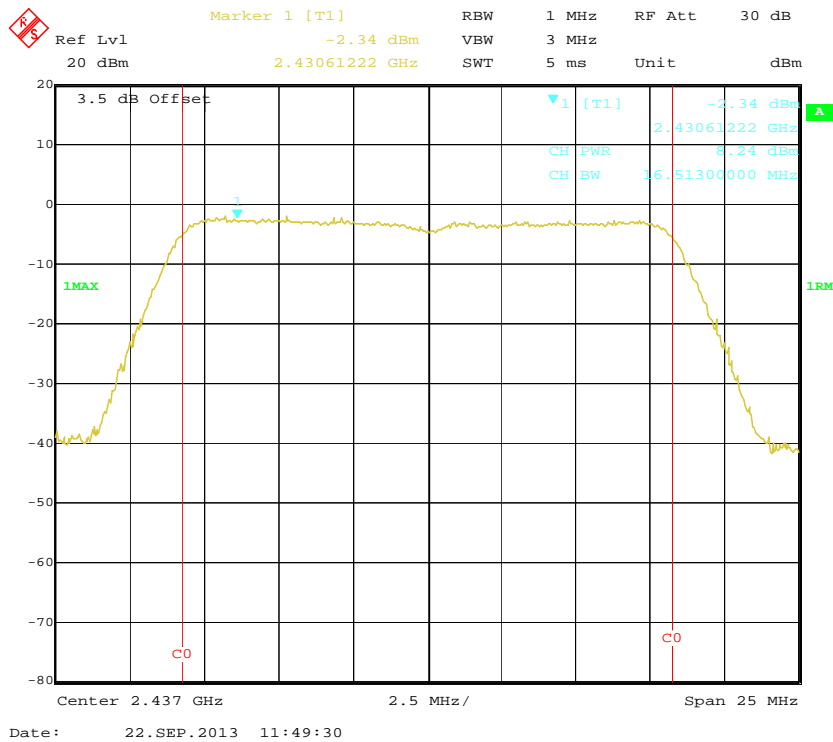
### 802.11g, RF Average Output Power, Low Channel



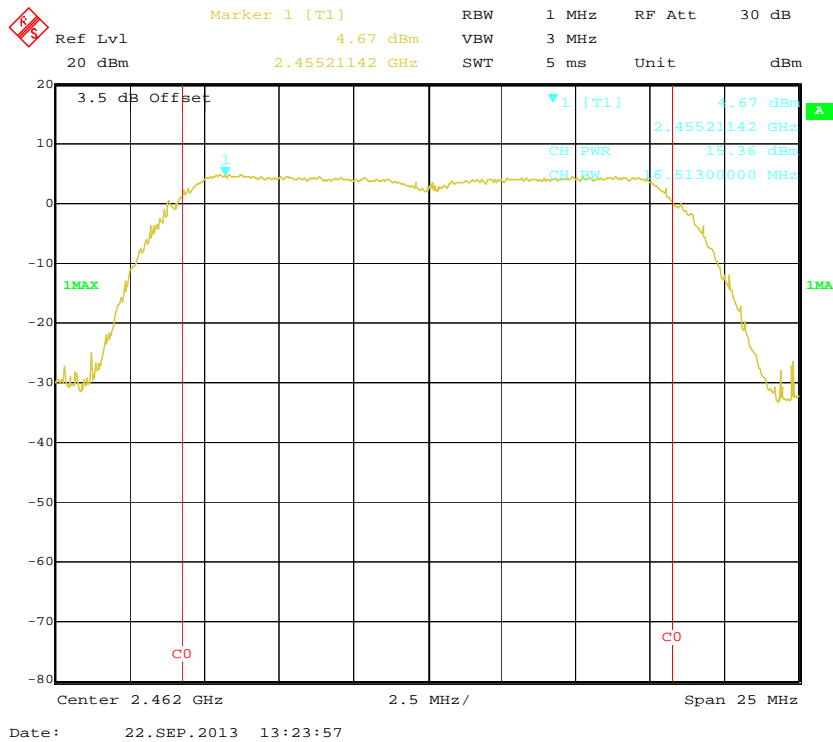
### 802.11g, RF Peak Output Power, Middle Channel



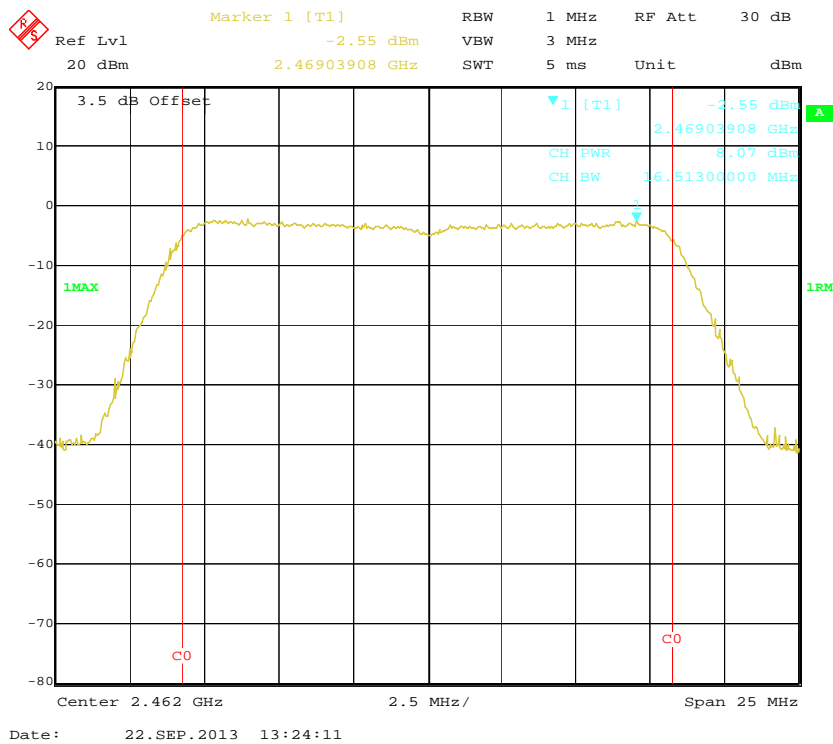
### 802.11g, RF Average Output Power, Middle Channel



### 802.11g, RF Peak Output Power, High Channel

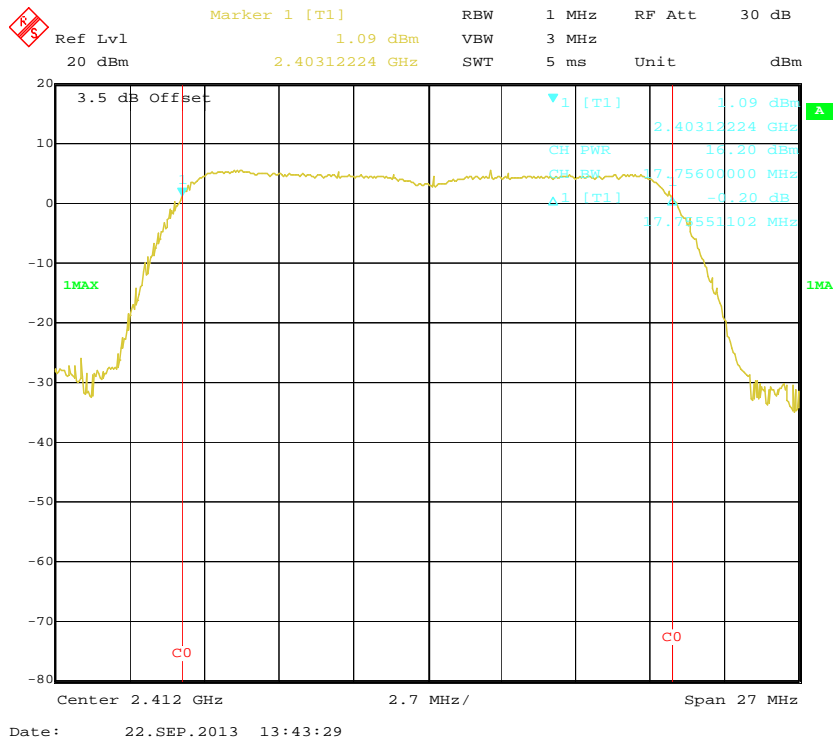


### 802.11g, RF Average Output Power, High Channel

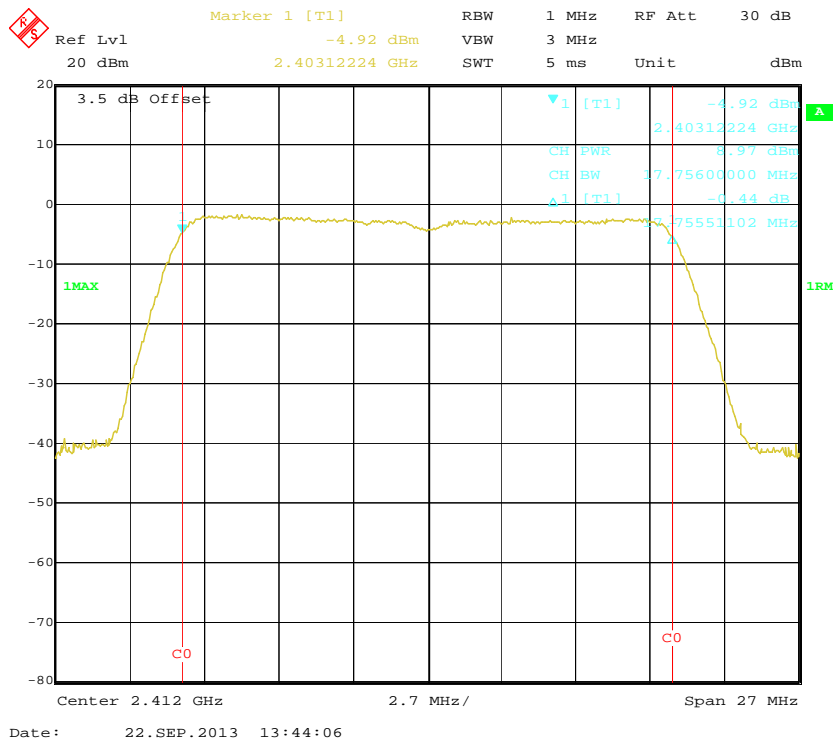




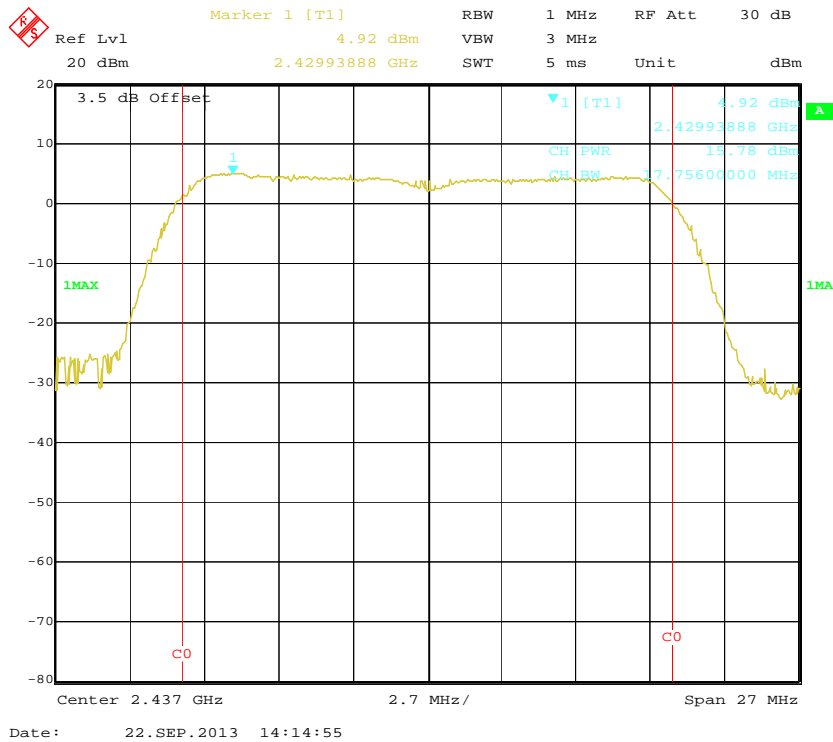
### 802.11n-HT20 RF Peak Output Power, Low Channel



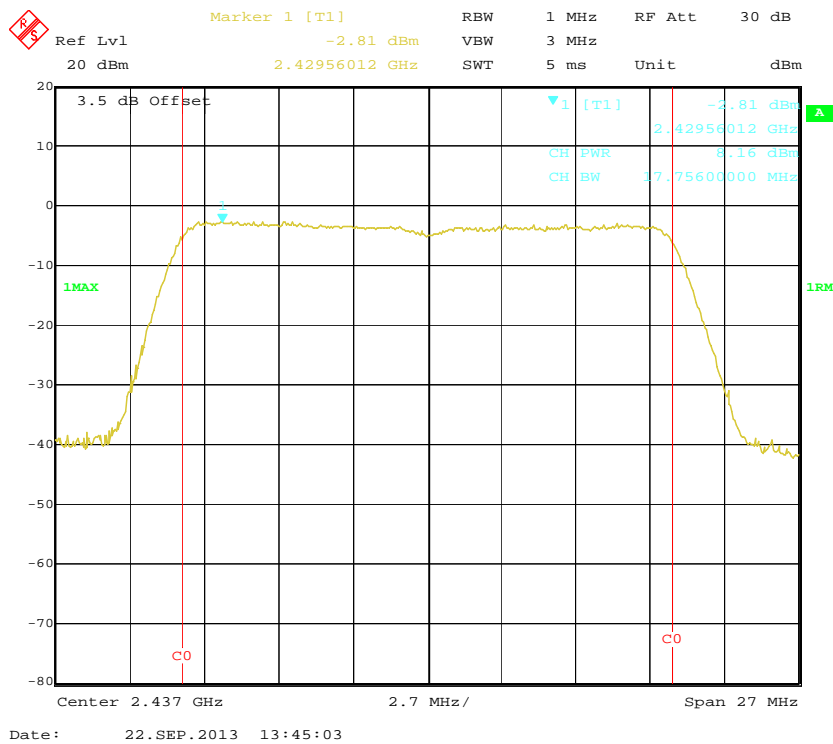
### 802.11n-HT20 RF Average Output Power, Low Channel



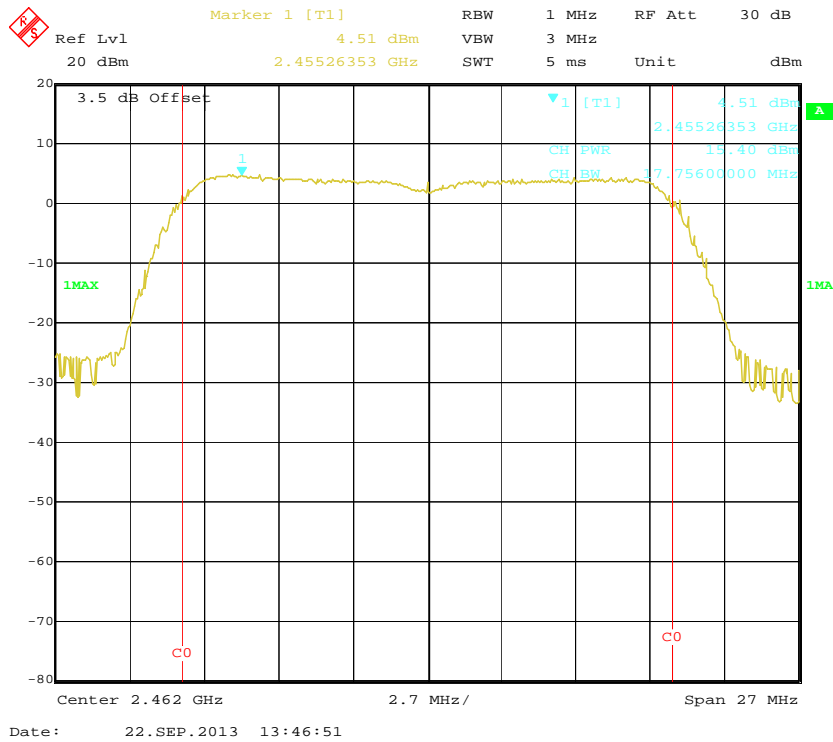
### 802.11n-HT20, RF Peak Output Power, Middle Channel



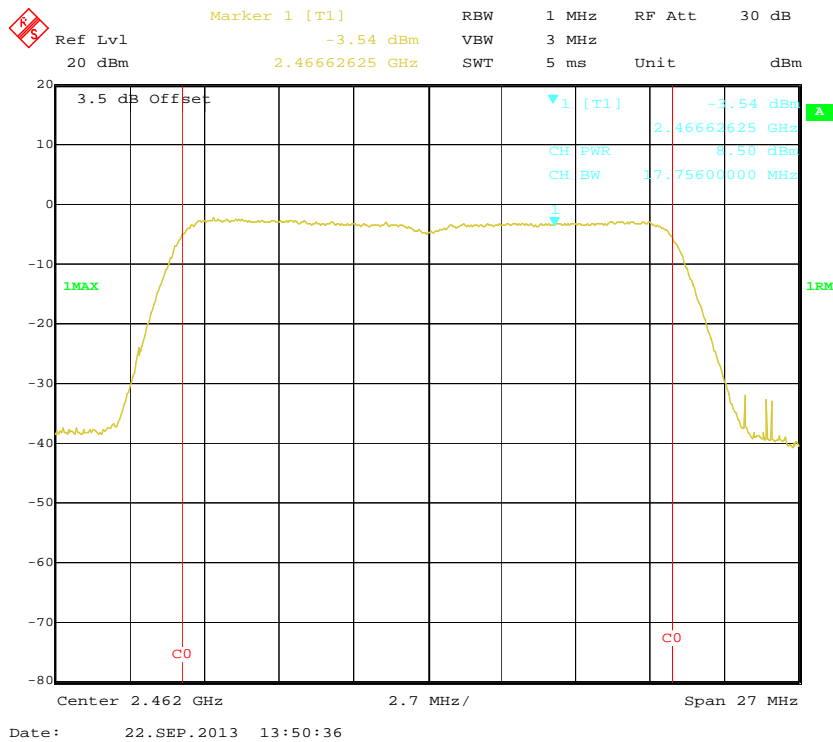
### 802.11n-HT20, RF Average Output Power, Middle Channel



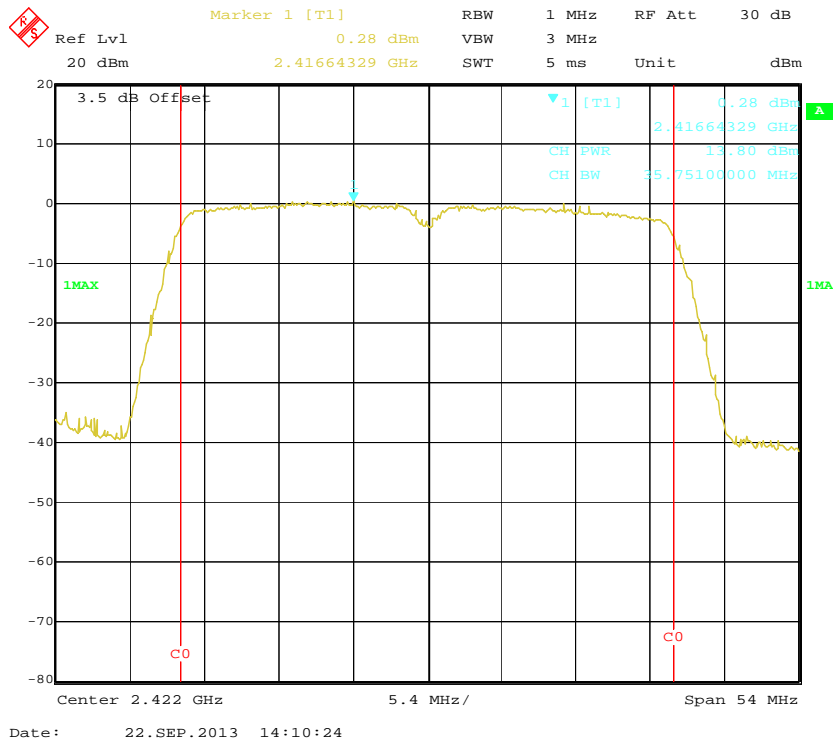
**802.11n-HT20, RF Peak Output Power, High Channel**



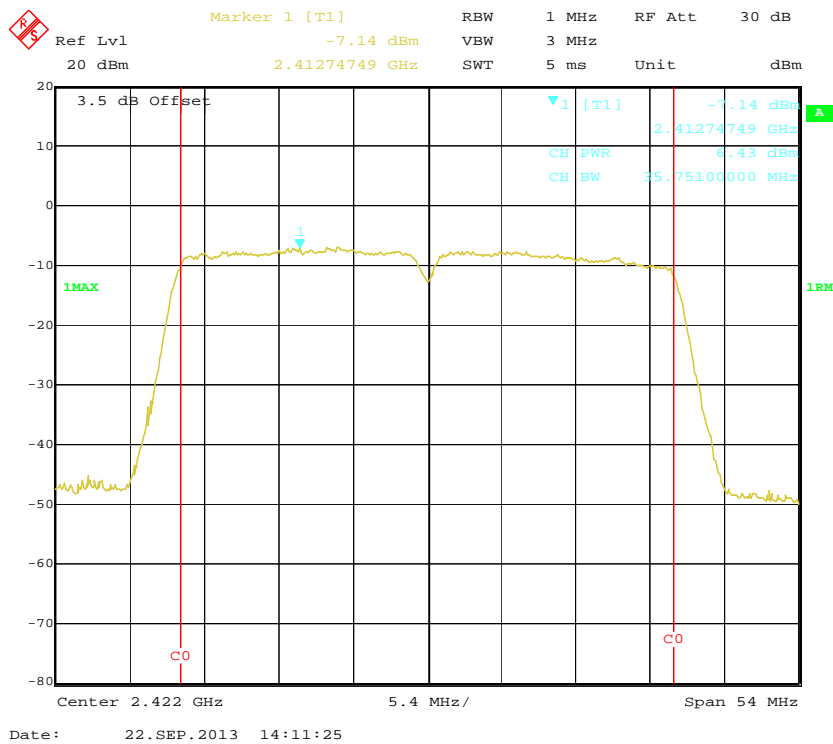
**802.11n-HT20, RF Average Output Power, High Channel**



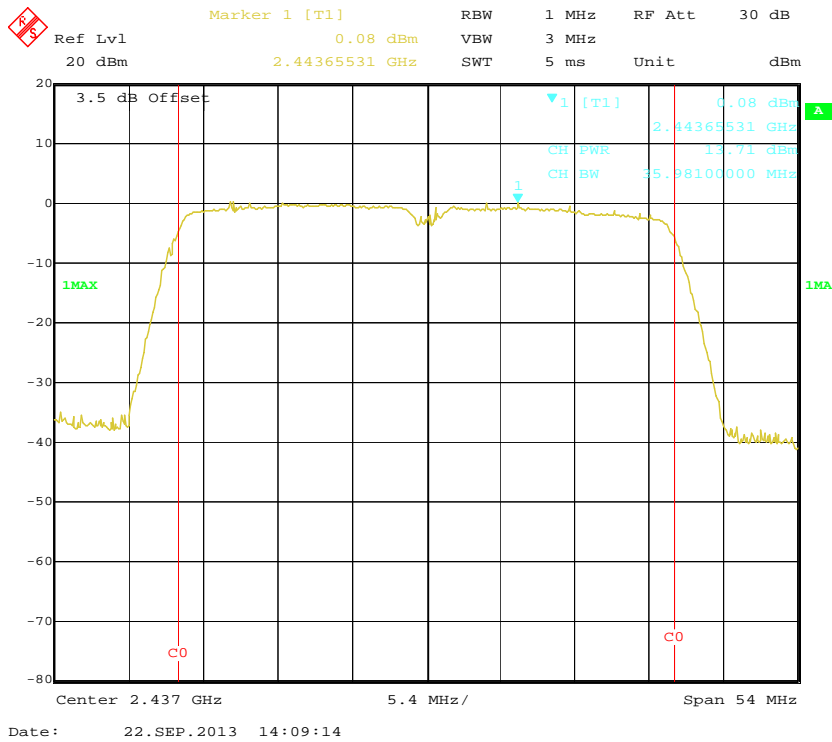
**802.11n-HT40, RF Peak Output Power, Low Channel**



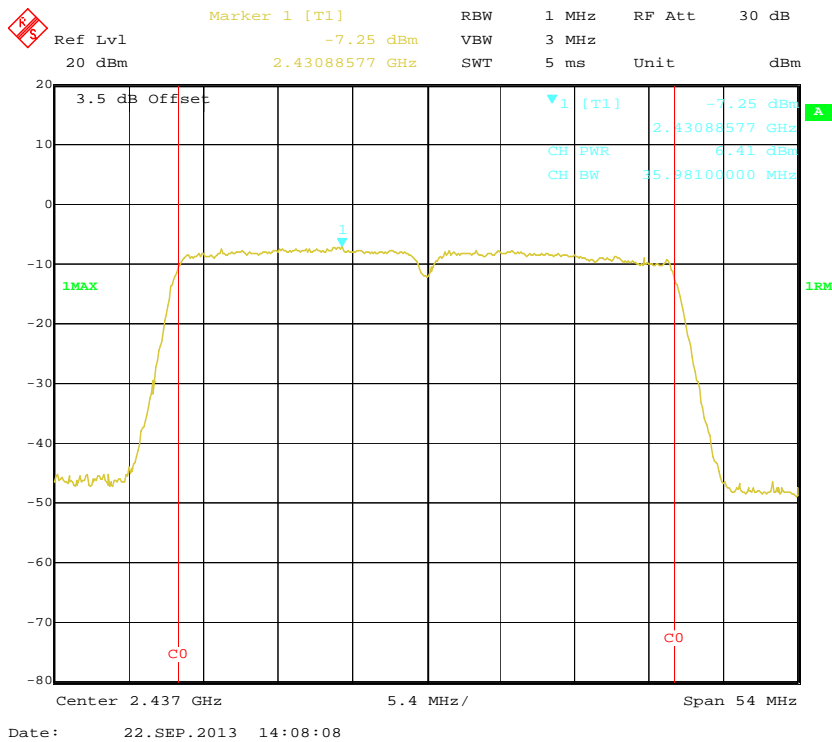
**802.11n-HT40, RF Average Output Power, Low Channel**



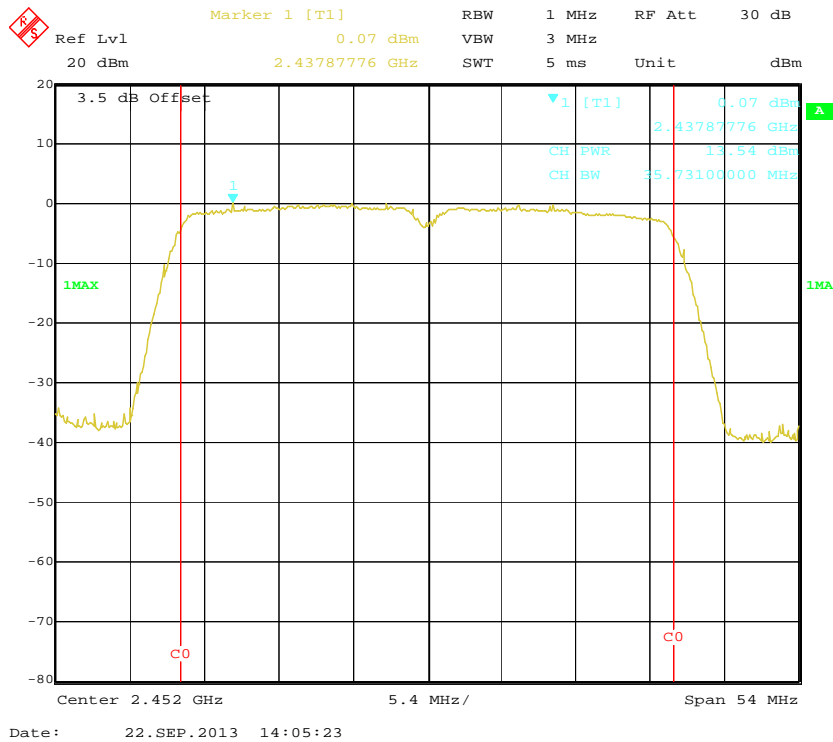
**802.11n-HT40, RF Peak Output Power, Middle Channel**



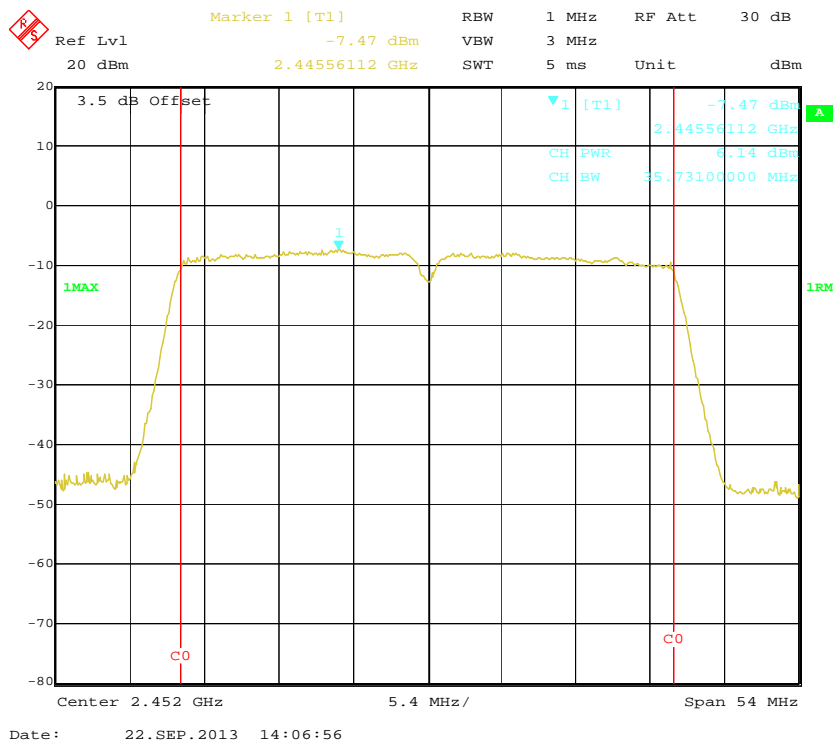
**802.11n-HT40, RF Average Output Power, Middle Channel**



### 802.11n-HT40, RF Peak Output Power, High Channel



### 802.11n-HT40, RF Average Output Power, High Channel



## FCC §15.247(d) – 100 kHz BANDWIDTH OF FREQUENCY BAND EDGE

### Applicable Standard

In any 100 kHz bandwidth outside the frequency band in which the spread spectrum or digitally modulated intentional radiator is operating, the radio frequency power that is produced by the intentional radiator shall be at least 20 dB below that in the 100 kHz bandwidth within the band that contains the highest level of the desired power, based on either an RF conducted or a radiated measurement, provided the transmitter demonstrates compliance with the peak conducted power limits. If the transmitter complies with the conducted power limits based on the use of RMS averaging over a time interval, as permitted under paragraph (b)(3) of this section, the attenuation required under this paragraph shall be 30 dB instead of 20 dB. Attenuation below the general limits specified in §15.209(a) is not required. In addition, radiated emissions which fall in the restricted bands, as defined in §15.205(a), must also comply with the radiated emission limits specified in §15.209(a) (see §15.205(c)).

### Test Procedure

1. Check the calibration of the measuring instrument using either an internal calibrator or a known signal from an external generator.
2. Position the EUT without connection to measurement instrument. Turn on the EUT and connect its antenna terminal to measurement instrument via a low loss cable. Then set it to any one measured frequency within its operating range, and make sure the instrument is operated in its linear range.
3. Set RBW to 100 kHz and VBW of spectrum analyzer to 300 kHz with a convenient frequency span including 100 kHz bandwidth from band edge.
4. Measure the highest amplitude appearing on spectral display and set it as a reference level. Plot the graph with marking the highest point and edge frequency.
5. Repeat above procedures until all measured frequencies were complete.

### Test Equipment List and Details

| Manufacturer    | Description     | Model  | Serial Number | Calibration Date | Calibration Due Date |
|-----------------|-----------------|--------|---------------|------------------|----------------------|
| Rohde & Schwarz | Signal Analyzer | FSIQ26 | 837405/023    | 2013-05-31       | 2014-05-31           |

\* **Statement of Traceability:** Bay Area Compliance Laboratories Corp. (Shenzhen) attests that all calibrations have been performed in accordance to requirements that traceable to National Primary Standards and International System of Units (SI).

### Test Data

#### Environmental Conditions

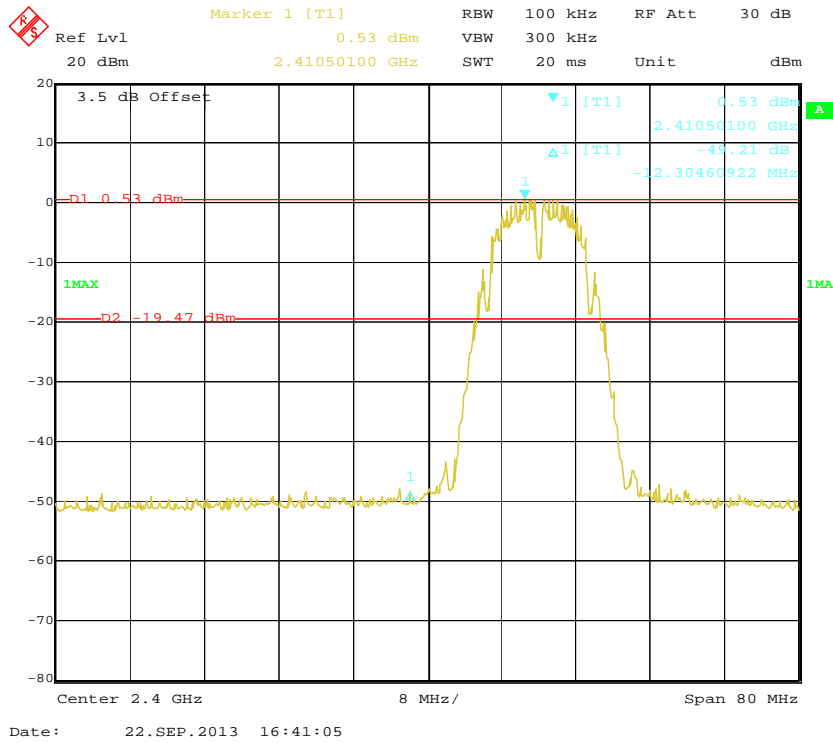
|                    |           |
|--------------------|-----------|
| Temperature:       | 26 °C     |
| Relative Humidity: | 54 %      |
| ATM Pressure:      | 100.9 kPa |

*The testing was performed by Sula Huang on 2013-09-22.*

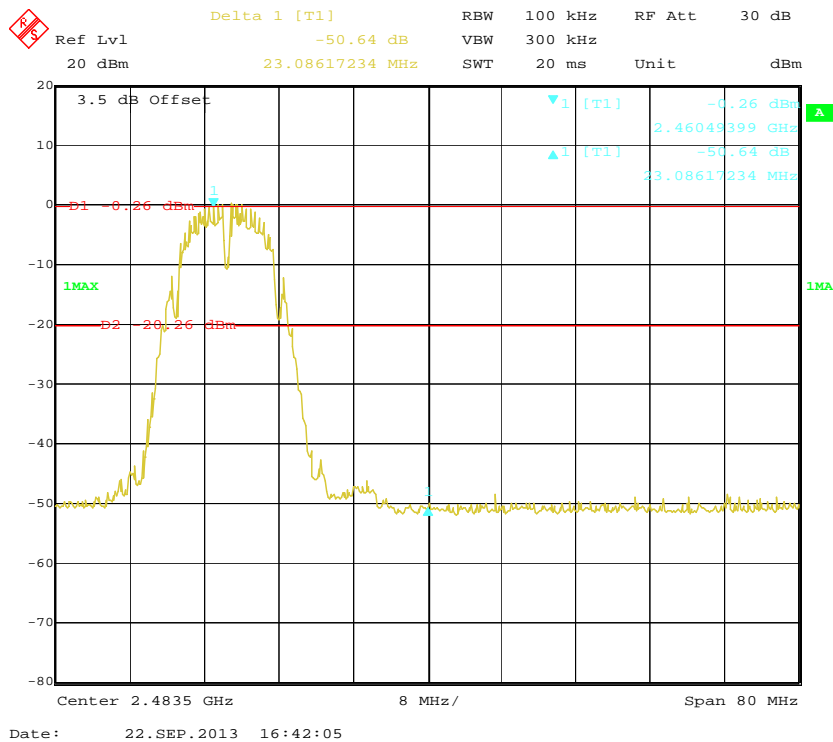
#### Test Result: Compliance

Please refer to the following plots.

### 802.11b: Band Edge, Left Side

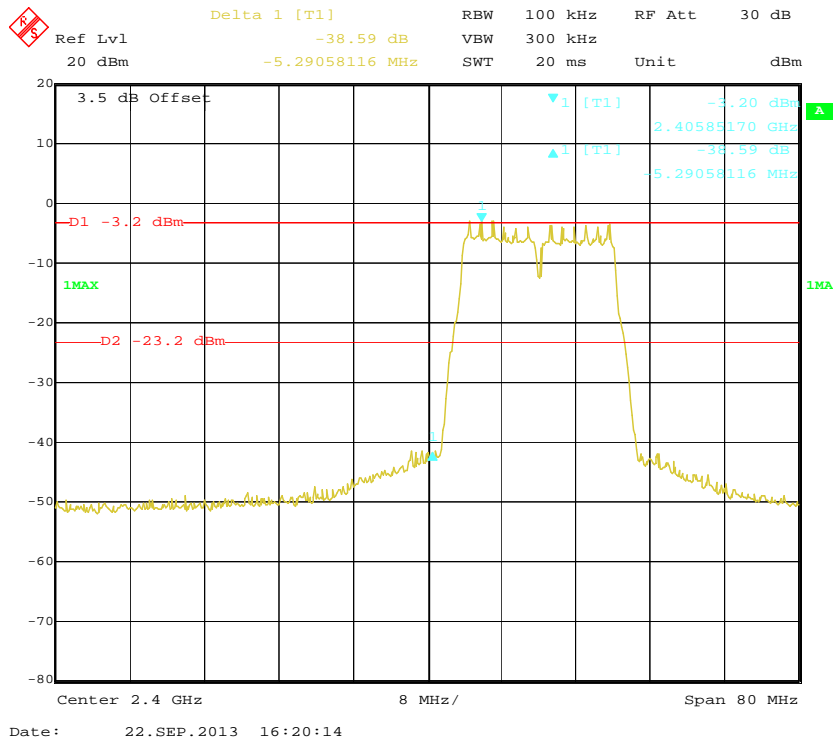


### 802.11b: Band Edge, Right Side

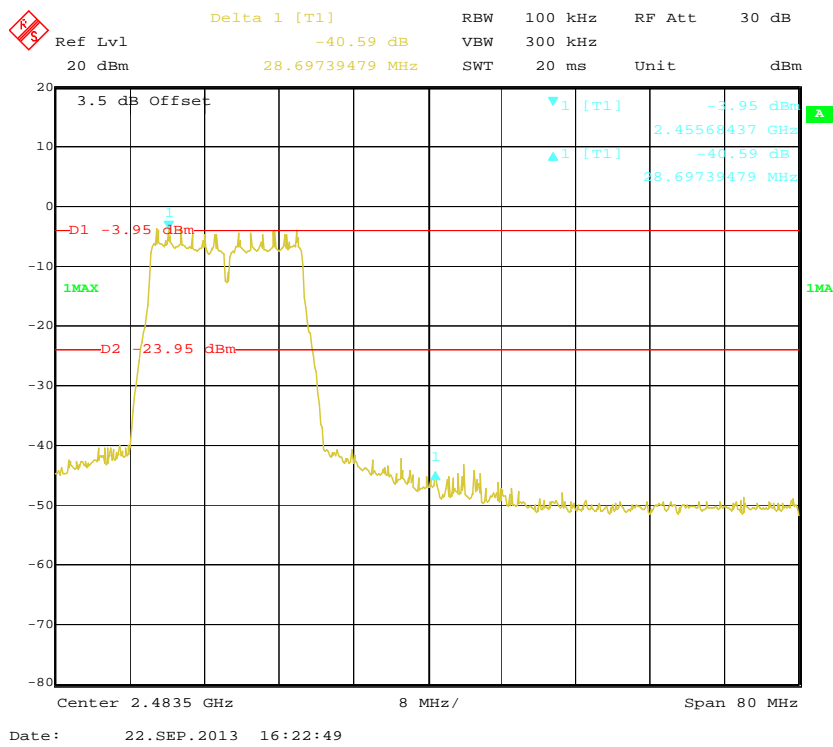




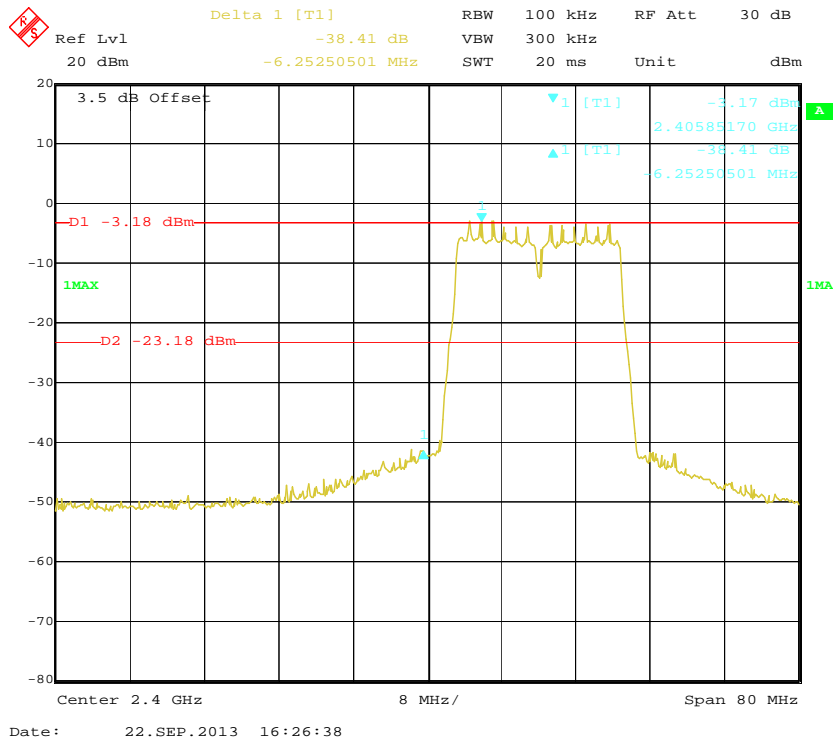
### 802.11g: Band Edge, Left Side



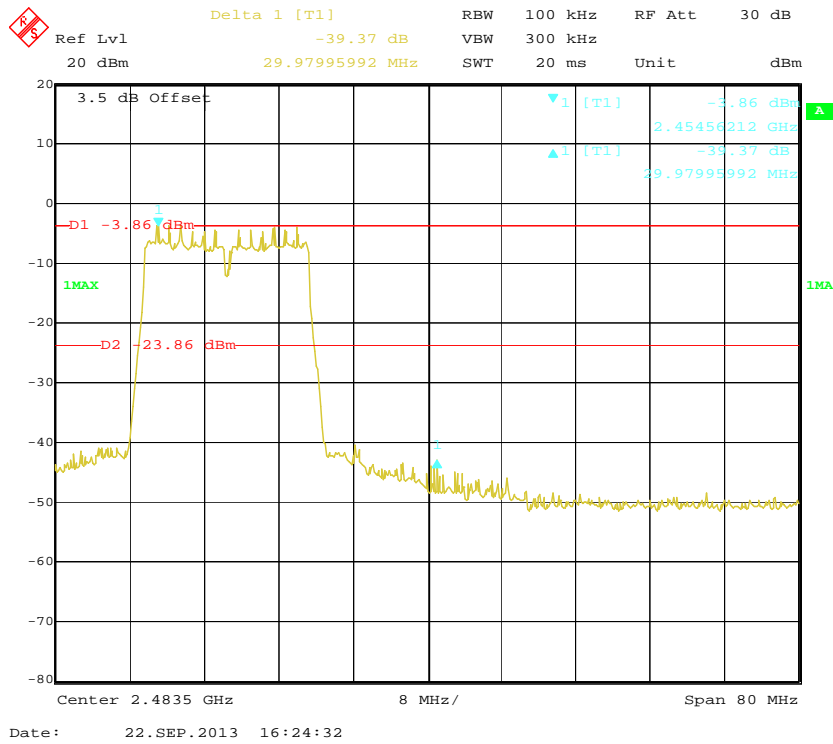
### 802.11g: Band Edge, Right Side



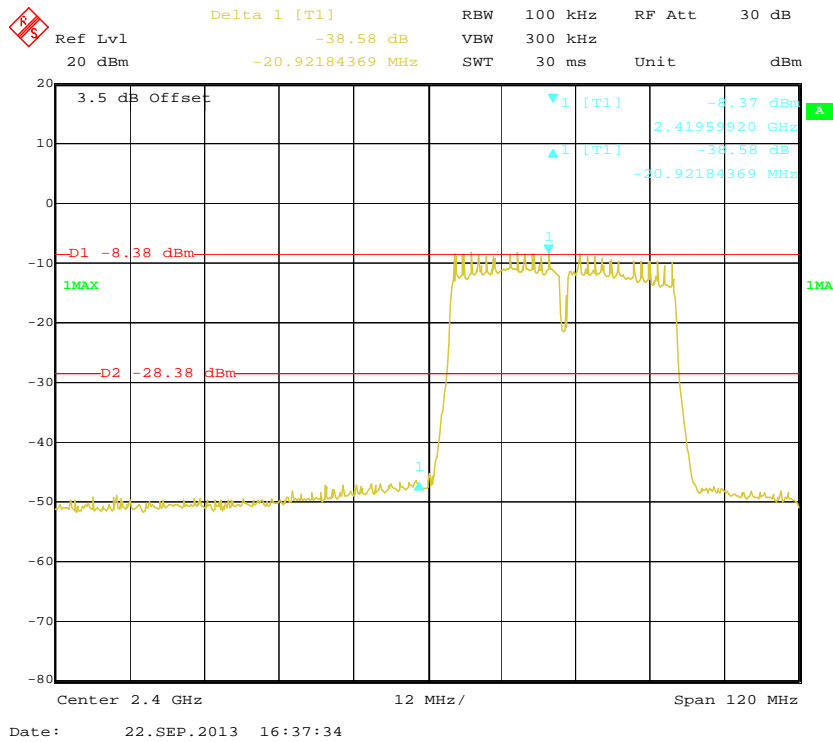
### 802.11n-HT20: Band Edge, Left Side



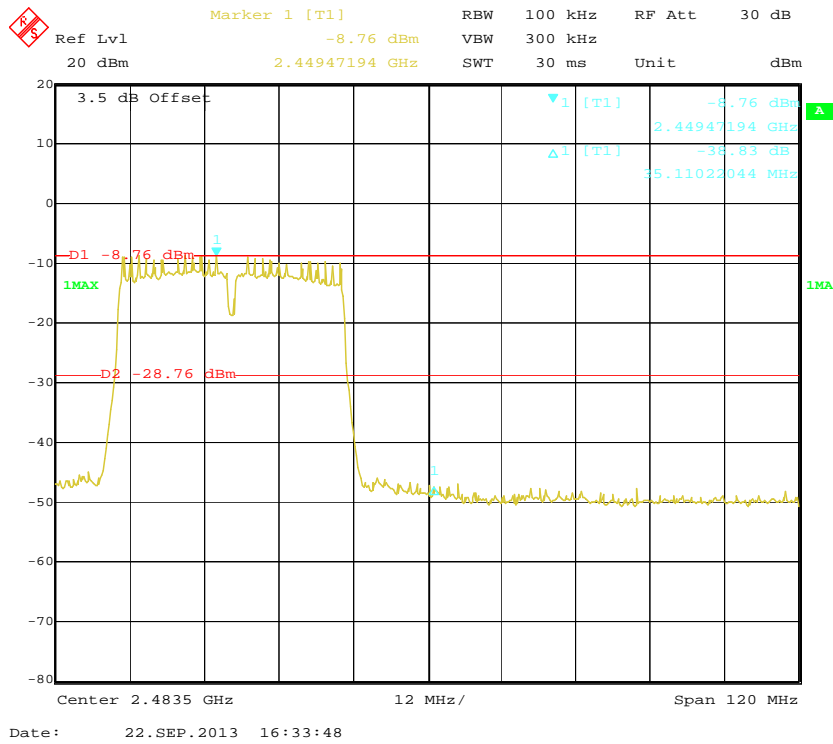
### 802.11n-HT20: Band Edge, Right Side



### 802.11n-HT40: Band Edge, Left Side



### 802.11n-HT40: Band Edge, Right Side



## FCC §15.247(e) - POWER SPECTRAL DENSITY

### Applicable Standard

For digitally modulated systems, the power spectral density conducted from the intentional radiator to the antenna shall not be greater than 8 dBm in any 3 kHz band during any time interval of continuous transmission. This power spectral density shall be determined in accordance with the provisions of paragraph (b) of this section. The same method of determining the conducted output power shall be used to determine the power spectral density.

### Test Procedure

According to KDB558074 D01 DTS Meas Guidance v03r01

1. Use this procedure when the maximum peak conducted output power in the fundamental emission is used to demonstrate compliance.
2. Set the RBW to:  $3\text{kHz} \leq \text{RBW} \leq 100\text{ kHz}$ .
3. Set the VBW  $\geq 3 \times \text{RBW}$ .
4. Set the span to 1.5 times the DTS bandwidth.
5. Detector = peak.
6. Sweep time = auto couple.
7. Trace mode = max hold.
8. Allow trace to fully stabilize.
9. Use the peak marker function to determine the maximum amplitude level within the RBW.
10. If measured value exceeds limit, reduce RBW (no less than 3 kHz) and repeat.

### Test Equipment List and Details

| Manufacturer    | Description     | Model  | Serial Number | Calibration Date | Calibration Due Date |
|-----------------|-----------------|--------|---------------|------------------|----------------------|
| Rohde & Schwarz | Signal Analyzer | FSIQ26 | 837405/023    | 2013-05-31       | 2014-05-31           |

\* **Statement of Traceability:** Bay Area Compliance Laboratories Corp. (Shenzhen) attests that all calibrations have been performed in accordance to requirements that traceable to National Primary Standards and International System of Units (SI).

### Test Data

#### Environmental Conditions

|                    |           |
|--------------------|-----------|
| Temperature:       | 26 °C     |
| Relative Humidity: | 54 %      |
| ATM Pressure:      | 100.9 kPa |

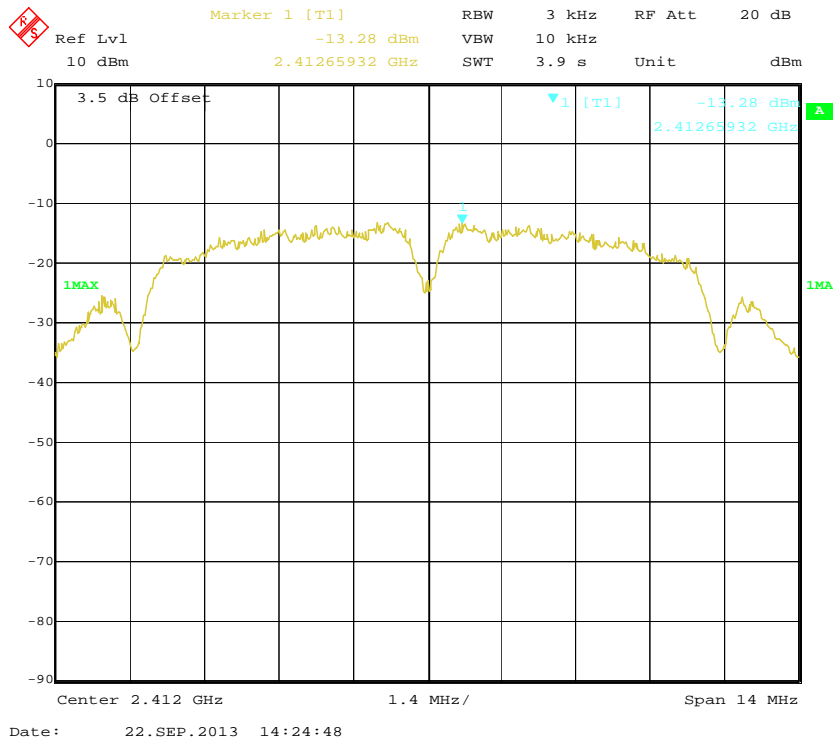
*The testing was performed by Sula Huang on 2013-09-22.*

*EUT operation mode: Transmitting*

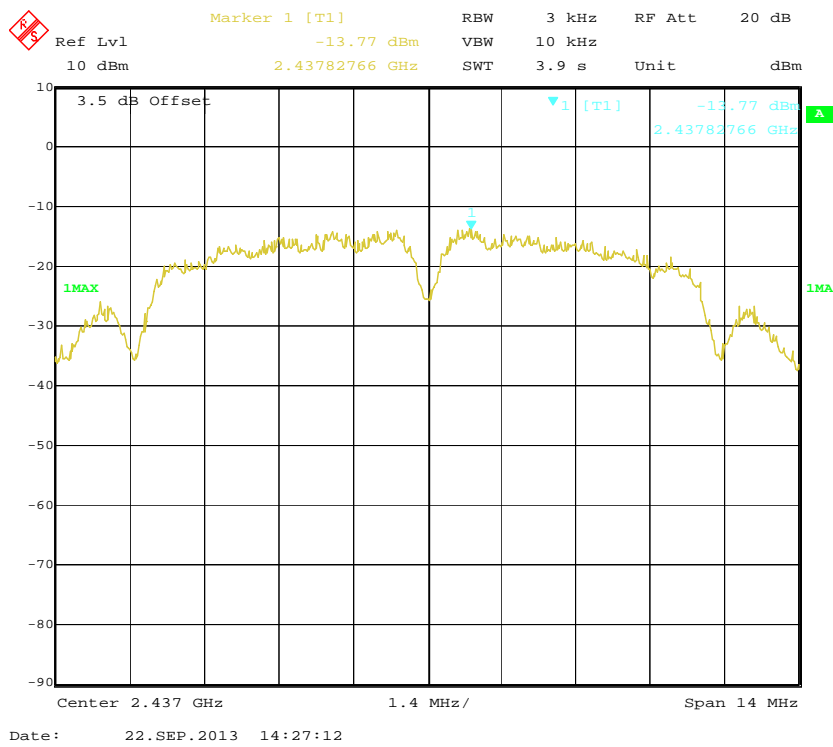
**Test Result:** Pass

| Channel           | Frequency (MHz) | PSD (dBm/3kHz) | Limit (dBm/3kHz) |
|-------------------|-----------------|----------------|------------------|
| 802.11b mode      |                 |                |                  |
| Low               | 2412            | -13.28         | ≤8               |
| Middle            | 2437            | -13.77         | ≤8               |
| High              | 2462            | -13.85         | ≤8               |
| 802.11g mode      |                 |                |                  |
| Low               | 2412            | -18.10         | ≤8               |
| Middle            | 2437            | -17.62         | ≤8               |
| High              | 2462            | -18.56         | ≤8               |
| 802.11n-HT20 mode |                 |                |                  |
| Low               | 2412            | -16.63         | ≤8               |
| Middle            | 2437            | -17.19         | ≤8               |
| High              | 2462            | -17.71         | ≤8               |
| 802.11n-HT40 mode |                 |                |                  |
| Low               | 2422            | -20.03         | ≤8               |
| Middle            | 2437            | -21.90         | ≤8               |
| High              | 2452            | -21.71         | ≤8               |

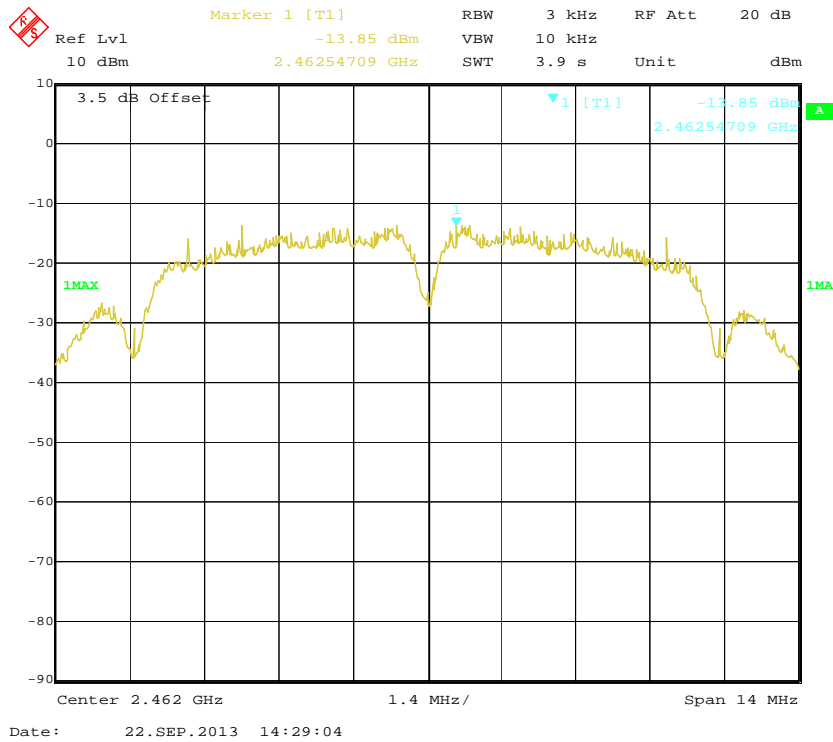
### Power Spectral Density, 802.11b Low Channel



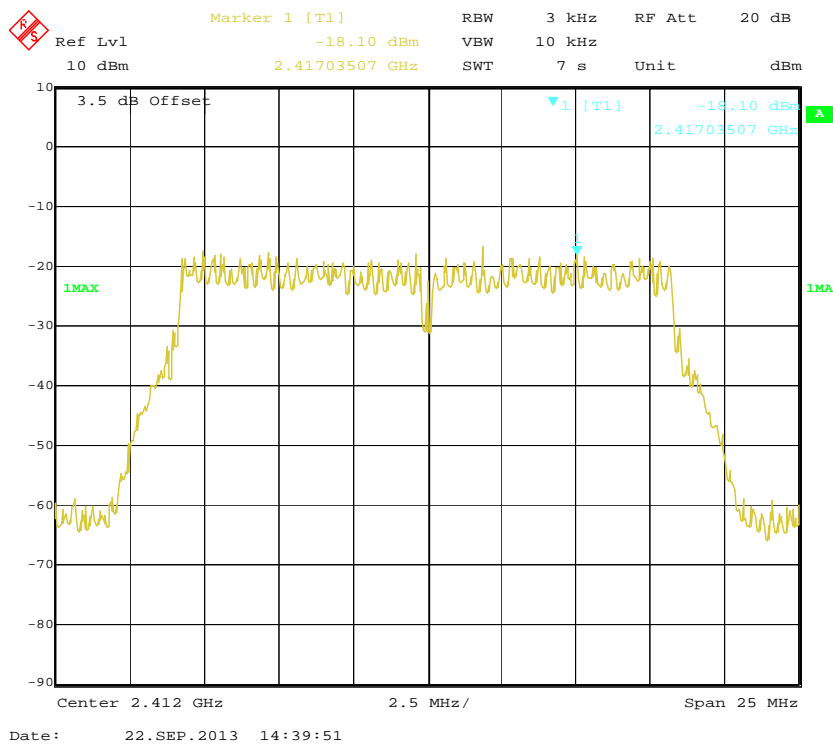
### Power Spectral Density, 802.11b Middle Channel



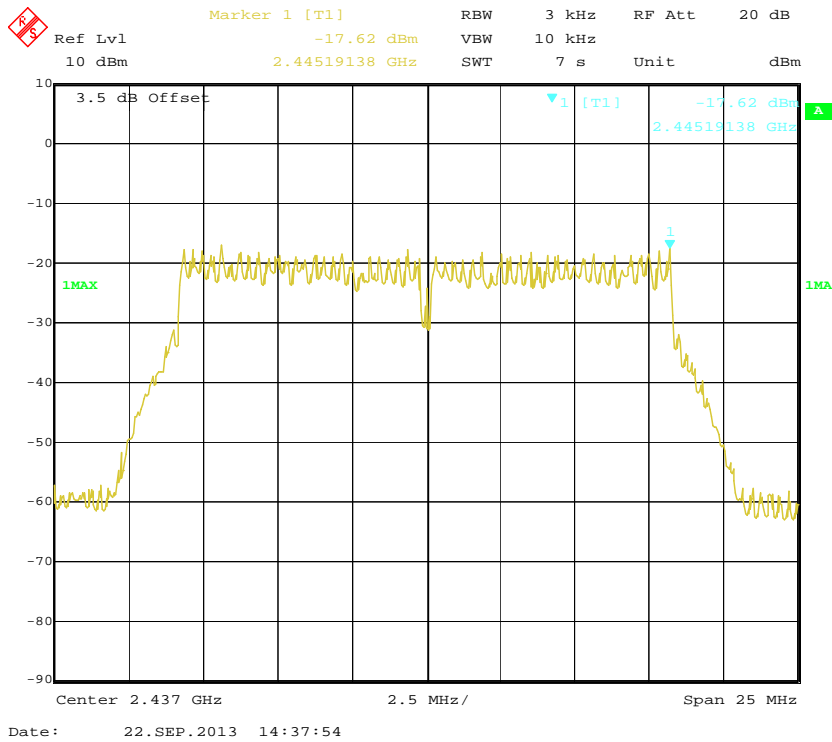
### Power Spectral Density, 802.11b High Channel



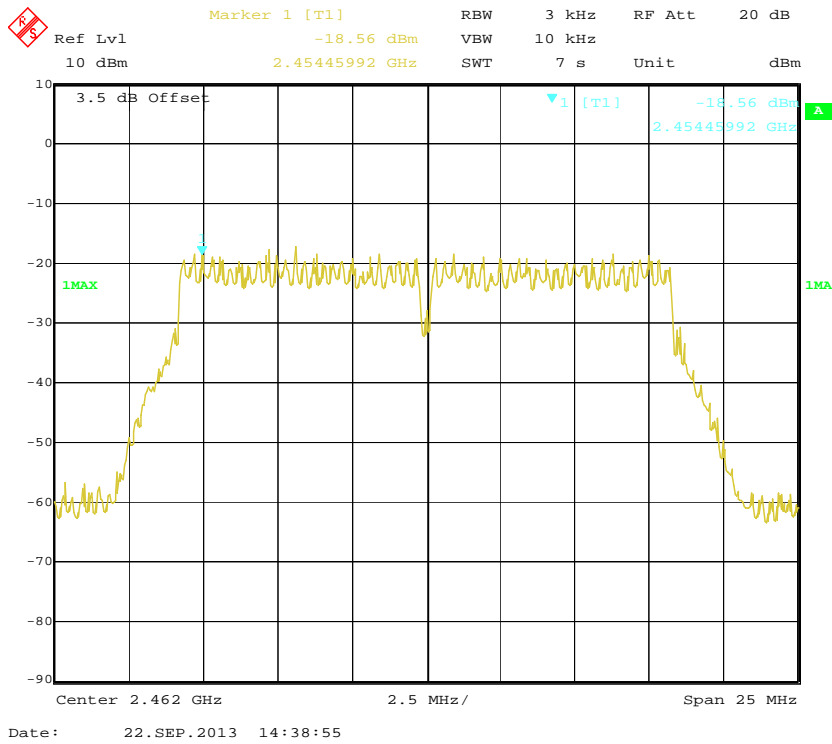
### Power Spectral Density, 802.11g Low Channel



### Power Spectral Density, 802.11g Middle Channel

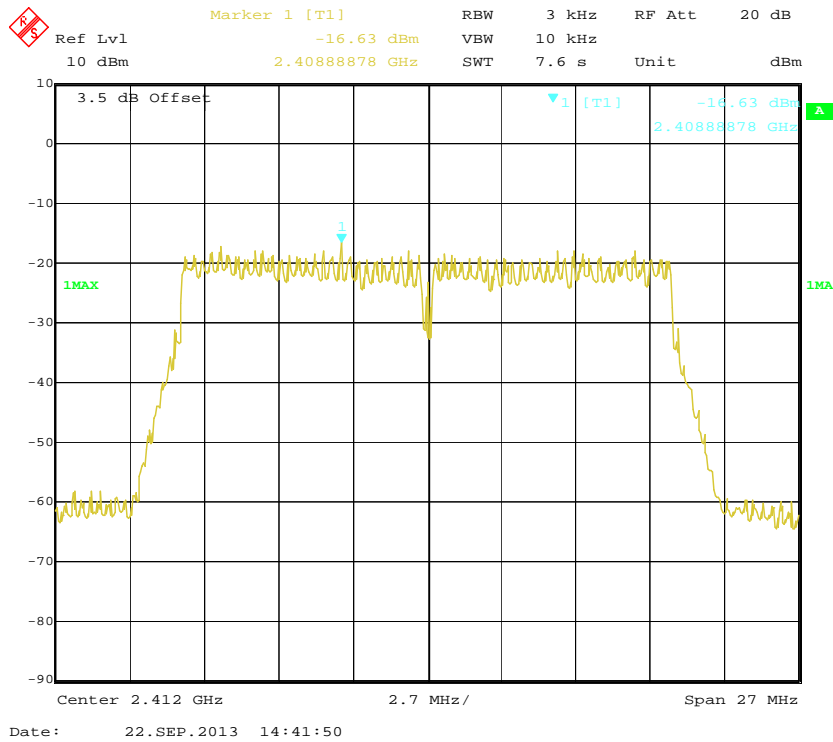


### Power Spectral Density, 802.11g High Channel

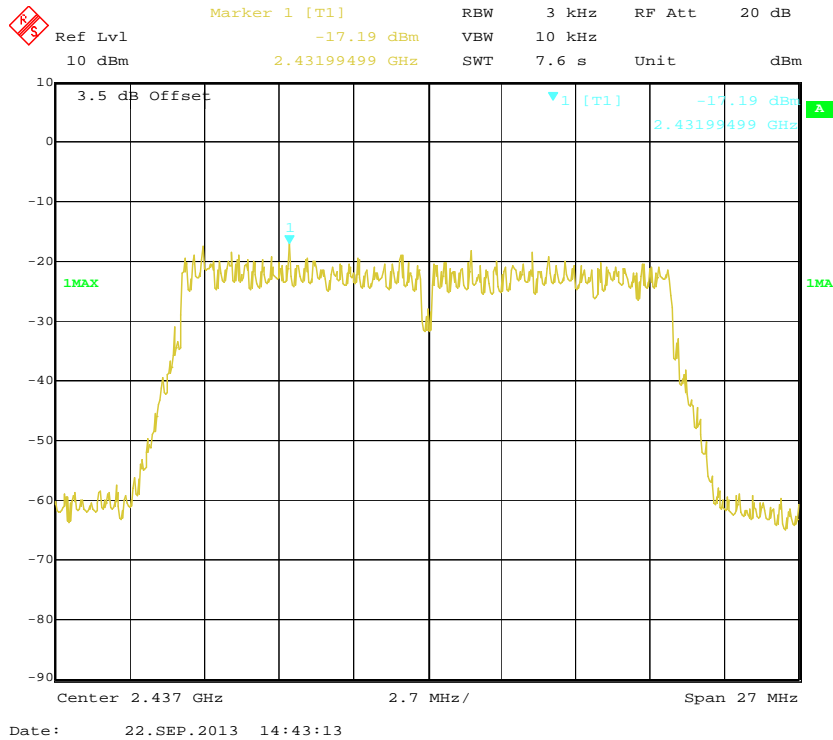




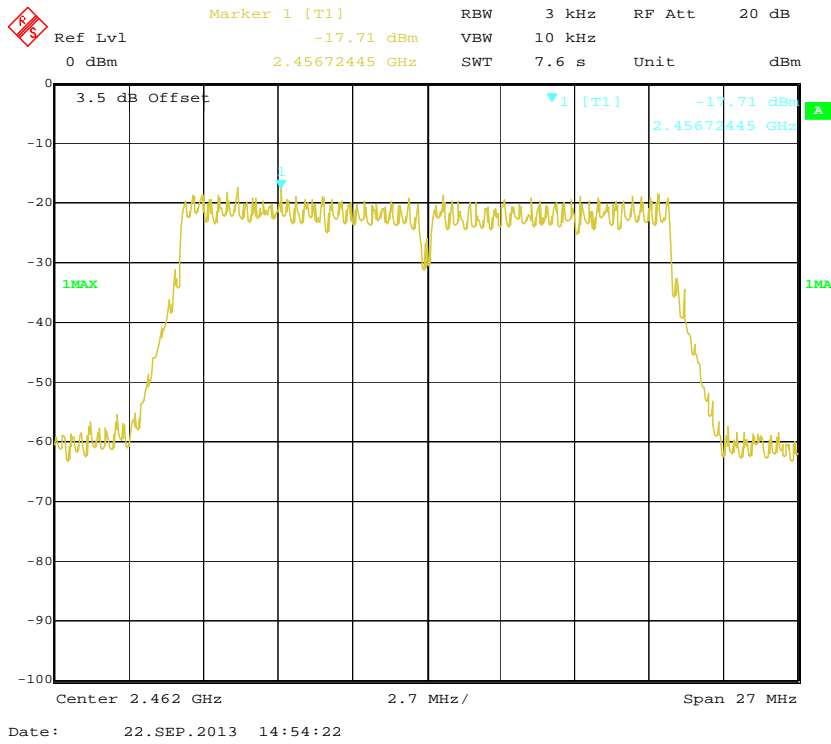
### Power Spectral Density, 802.11n-HT20 Low Channel



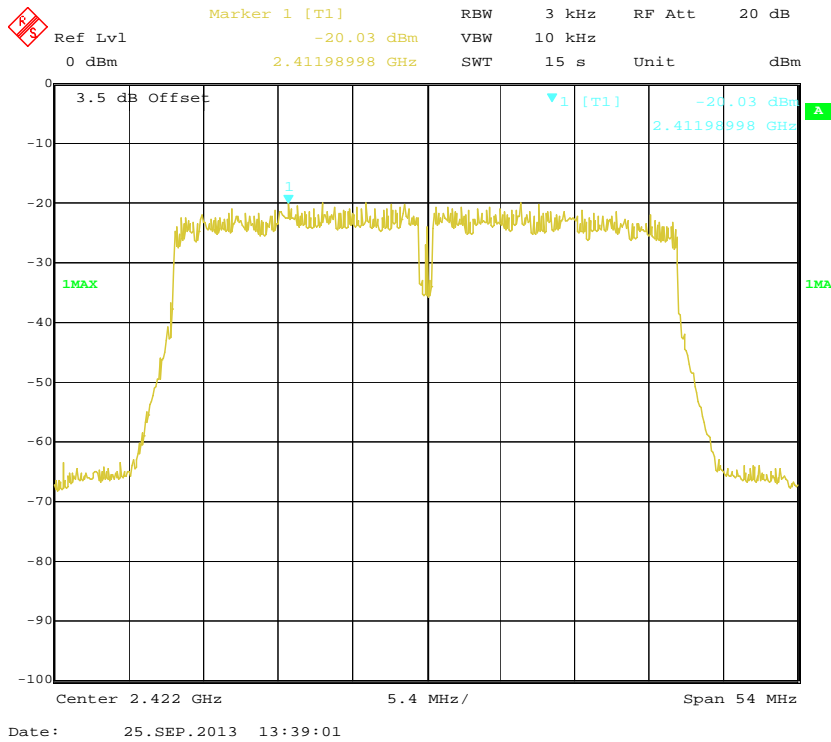
### Power Spectral Density, 802.11n-HT20 Middle Channel



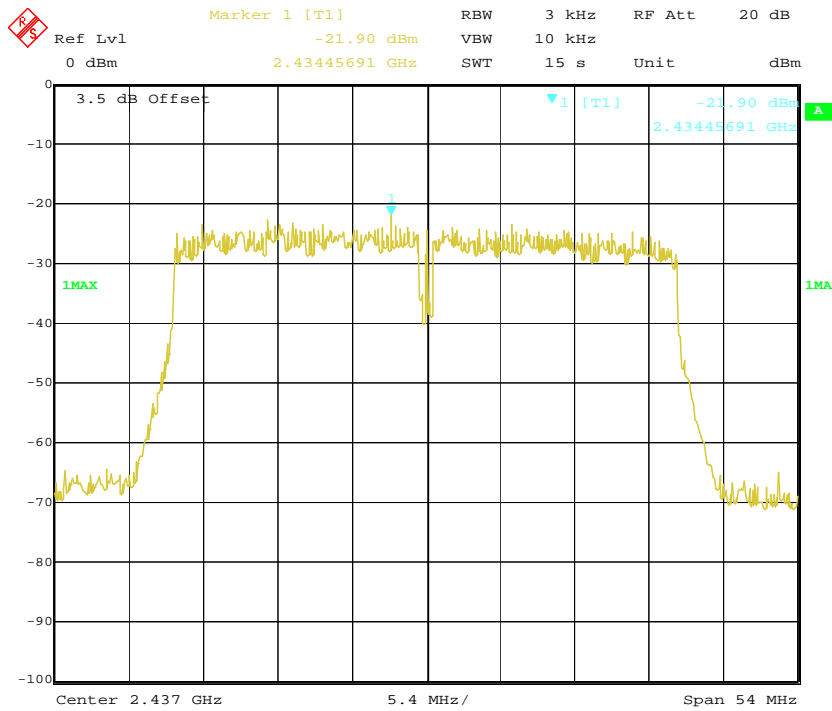
**Power Spectral Density, 802.11n-HT20 High Channel**



**Power Spectral Density, 802.11n-HT40 Low Channel**

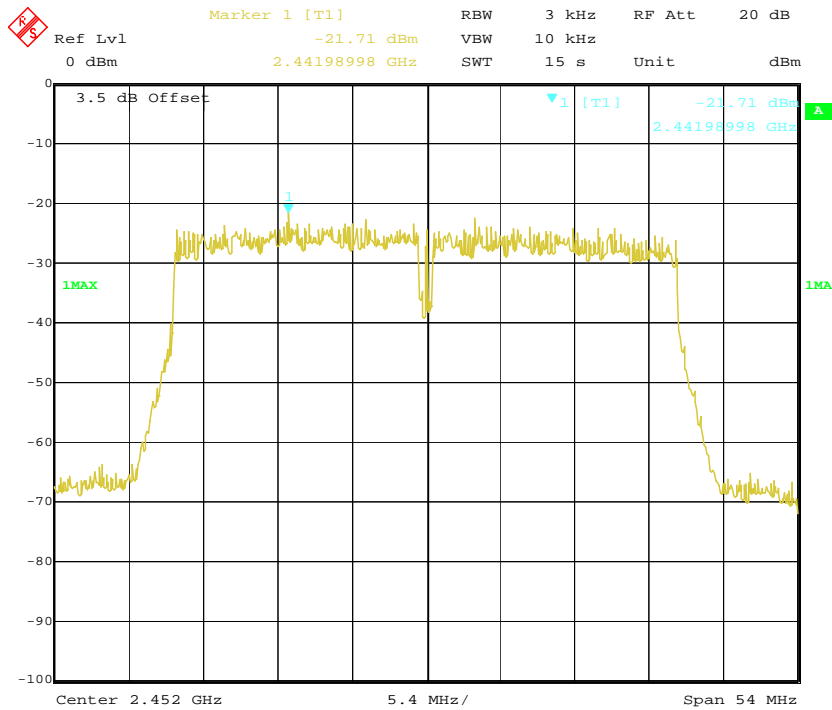


### Power Spectral Density, 802.11n-HT40 Middle Channel



Date: 22.SEP.2013 14:51:29

### Power Spectral Density, 802.11n-HT40 High Channel



Date: 22.SEP.2013 14:52:45

\*\*\*\*\* END OF REPORT \*\*\*\*\*