

**Plot 1#: GSM 850 Mid\_Head Left Cheek****DUT: Smart Phone; Type: S300; Serial: CR220943987-SA-S1**

Communication System: Generic GSM; Frequency: 836.6 MHz; Duty Cycle: 1:8

Medium parameters used:  $f = 836.6$  MHz;  $\sigma = 0.913$  S/m;  $\epsilon_r = 41.476$ ;  $\rho = 1000$  kg/m<sup>3</sup>

Phantom section: Left Section

DASY5 Configuration:

- Probe: EX3DV4 - SN7522; ConvF(9.7, 9.7, 9.7) @ 836.6 MHz; Calibrated: 2022/5/6
- Sensor-Surface: 1.4mm (Mechanical Surface Detection)
- Electronics: DAE4 Sn1325; Calibrated: 2022/8/29
- Phantom: SAM 1; Type: QD000P40CC; Serial: TP:1412
- Measurement SW: DASY52, Version 52.10 (2); SEMCAD X Version 14.6.12 (7470)

**Area Scan (61x91x1):** Interpolated grid: dx=1.500 mm, dy=1.500 mm

Maximum value of SAR (interpolated) = 0.0863 W/kg


**Zoom Scan (5x5x7)/Cube 0:** Measurement grid: dx=8mm, dy=8mm, dz=5mm

Reference Value = 6.435 V/m; Power Drift = -0.19 dB

Peak SAR (extrapolated) = 0.0970 W/kg

**SAR(1 g) = 0.075 W/kg; SAR(10 g) = 0.060 W/kg**

Maximum value of SAR (measured) = 0.0882 W/kg



**Plot 2#: GSM 850 Mid\_ Head Left Tilt****DUT: Smart Phone; Type: S300; Serial: CR220943987-SA-S1**

Communication System: Generic GSM; Frequency: 836.6 MHz; Duty Cycle: 1:8

Medium parameters used:  $f = 836.6$  MHz;  $\sigma = 0.913$  S/m;  $\epsilon_r = 41.476$ ;  $\rho = 1000$  kg/m<sup>3</sup>

Phantom section: Left Section

DASY5 Configuration:

- Probe: EX3DV4 - SN7522; ConvF(9.7, 9.7, 9.7) @ 836.6 MHz; Calibrated: 2022/5/6
- Sensor-Surface: 1.4mm (Mechanical Surface Detection)
- Electronics: DAE4 Sn1325; Calibrated: 2022/8/29
- Phantom: SAM 1; Type: QD000P40CC; Serial: TP:1412
- Measurement SW: DASY52, Version 52.10 (2); SEMCAD X Version 14.6.12 (7470)

**Area Scan (61x91x1):** Interpolated grid: dx=1.500 mm, dy=1.500 mm

Maximum value of SAR (interpolated) = 0.0593 W/kg

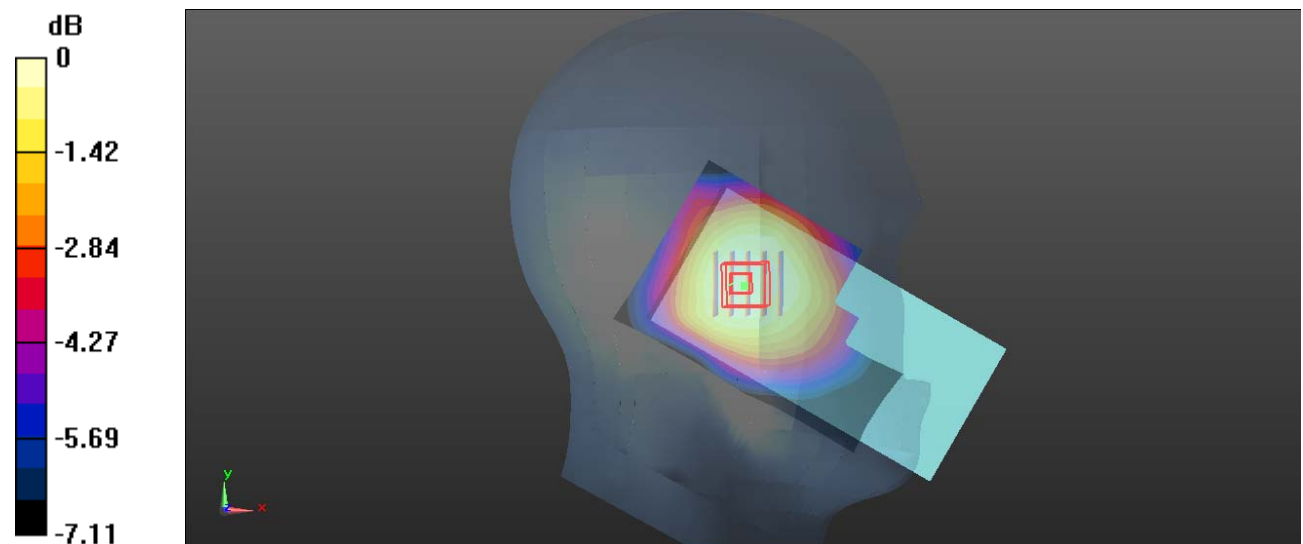
**Zoom Scan (5x5x7)/Cube 0:** Measurement grid: dx=8mm, dy=8mm, dz=5mm

Reference Value = 5.803 V/m; Power Drift = -0.19 dB

Peak SAR (extrapolated) = 0.0630 W/kg

**SAR(1 g) = 0.050 W/kg; SAR(10 g) = 0.039 W/kg**

Maximum value of SAR (measured) = 0.0581 W/kg



0 dB = 0.0581 W/kg = -12.36 dBW/kg

**Plot 3#: GSM 850 Mid \_ Head Right Cheek****DUT: Smart Phone; Type: S300; Serial: CR220943987-SA-S1**

Communication System: Generic GSM; Frequency: 836.6 MHz; Duty Cycle: 1:8

Medium parameters used:  $f = 836.6$  MHz;  $\sigma = 0.913$  S/m;  $\epsilon_r = 41.476$ ;  $\rho = 1000$  kg/m<sup>3</sup>

Phantom section: Right Section

DASY5 Configuration:

- Probe: EX3DV4 - SN7522; ConvF(9.7, 9.7, 9.7) @ 836.6 MHz; Calibrated: 2022/5/6
- Sensor-Surface: 1.4mm (Mechanical Surface Detection)
- Electronics: DAE4 Sn1325; Calibrated: 2022/8/29
- Phantom: SAM 1; Type: QD000P40CC; Serial: TP:1412
- Measurement SW: DASY52, Version 52.10 (2); SEMCAD X Version 14.6.12 (7470)

**Area Scan (61x111x1):** Interpolated grid: dx=1.500 mm, dy=1.500 mm

Maximum value of SAR (interpolated) = 0.106 W/kg

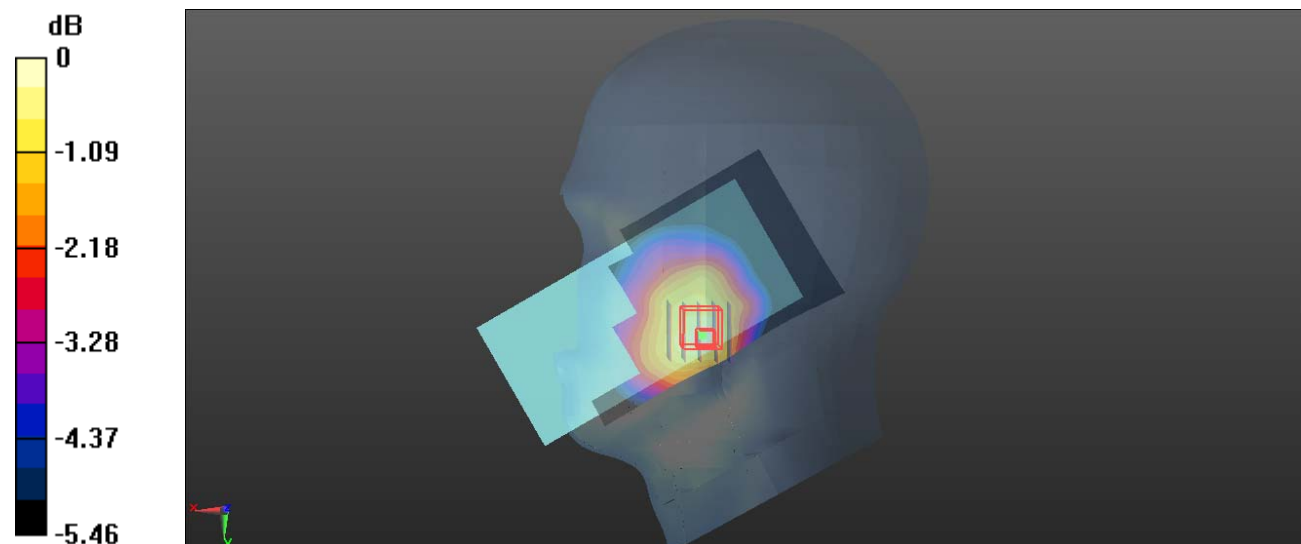
**Zoom Scan (5x5x7)/Cube 0:** Measurement grid: dx=8mm, dy=8mm, dz=5mm

Reference Value = 3.633 V/m; Power Drift = 0.19 dB

Peak SAR (extrapolated) = 0.122 W/kg

**SAR(1 g) = 0.086 W/kg; SAR(10 g) = 0.066 W/kg**

Maximum value of SAR (measured) = 0.110 W/kg



0 dB = 0.110 W/kg = -9.59 dBW/kg

**Plot 4#: GSM 850 Mid \_ Head Right Tilt****DUT: Smart Phone; Type: S300; Serial: CR220943987-SA-S1**

Communication System: Generic GSM; Frequency: 836.6 MHz; Duty Cycle: 1:8

Medium parameters used:  $f = 836.6$  MHz;  $\sigma = 0.913$  S/m;  $\epsilon_r = 41.476$ ;  $\rho = 1000$  kg/m<sup>3</sup>

Phantom section: Right Section

DASY5 Configuration:

- Probe: EX3DV4 - SN7522; ConvF(9.7, 9.7, 9.7) @ 836.6 MHz; Calibrated: 2022/5/6
- Sensor-Surface: 1.4mm (Mechanical Surface Detection)
- Electronics: DAE4 Sn1325; Calibrated: 2022/8/29
- Phantom: SAM 1; Type: QD000P40CC; Serial: TP:1412
- Measurement SW: DASY52, Version 52.10 (2); SEMCAD X Version 14.6.12 (7470)

**Area Scan (61x111x1):** Interpolated grid: dx=1.500 mm, dy=1.500 mm

Maximum value of SAR (interpolated) = 0.0511 W/kg

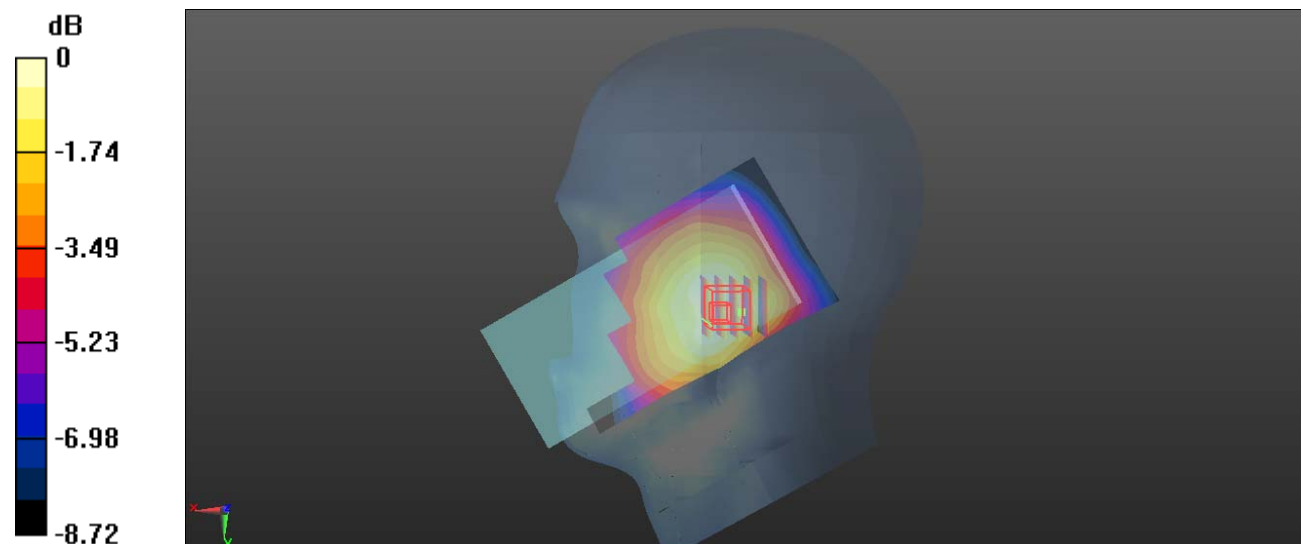
**Zoom Scan (5x5x7)/Cube 0:** Measurement grid: dx=8mm, dy=8mm, dz=5mm

Reference Value = 4.472 V/m; Power Drift = 0.13 dB

Peak SAR (extrapolated) = 0.0580 W/kg

**SAR(1 g) = 0.043 W/kg; SAR(10 g) = 0.033 W/kg**

Maximum value of SAR (measured) = 0.0523 W/kg



**Plot 5#: GSM 850 Mid \_ Body Worn Front****DUT: Smart Phone; Type: S300; Serial: CR220943987-SA-S1**

Communication System: Generic GSM; Frequency: 836.6 MHz; Duty Cycle: 1:8

Medium parameters used:  $f = 836.6$  MHz;  $\sigma = 0.913$  S/m;  $\epsilon_r = 41.476$ ;  $\rho = 1000$  kg/m<sup>3</sup>

Phantom section: Flat Section

DASY5 Configuration:

- Probe: EX3DV4 - SN7522; ConvF(9.7, 9.7, 9.7) @ 836.6 MHz; Calibrated: 2022/5/6
- Sensor-Surface: 1.4mm (Mechanical Surface Detection)
- Electronics: DAE4 Sn1325; Calibrated: 2022/8/29
- Phantom: SAM 1; Type: QD000P40CC; Serial: TP:1412
- Measurement SW: DASY52, Version 52.10 (2); SEMCAD X Version 14.6.12 (7470)

**Area Scan (61x121x1):** Interpolated grid: dx=1.500 mm, dy=1.500 mm

Maximum value of SAR (interpolated) = 0.160 W/kg

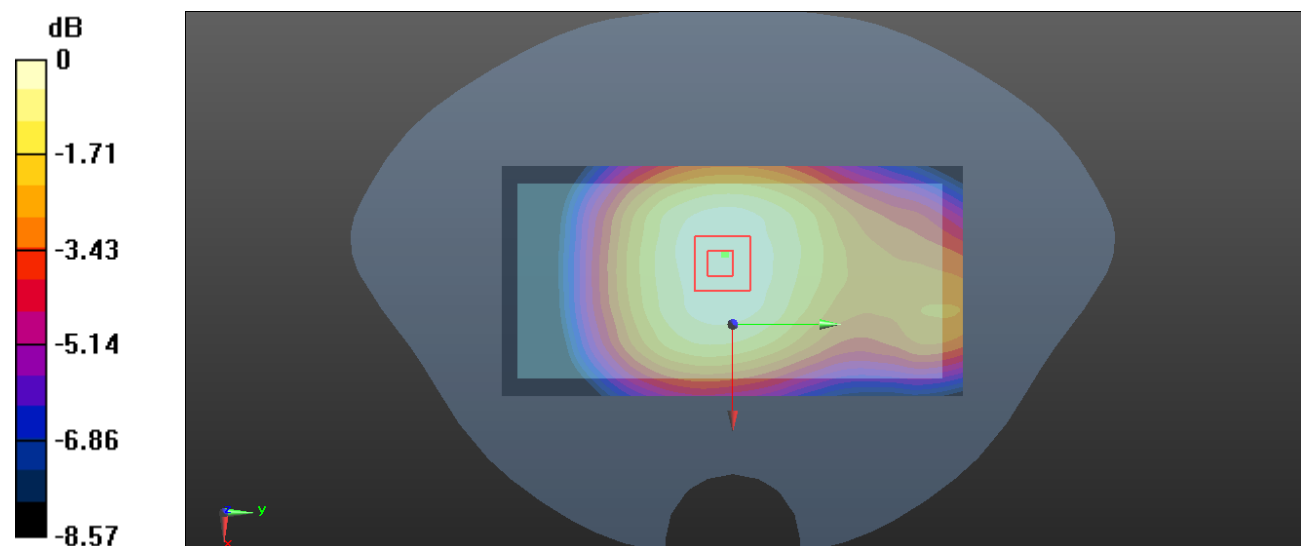
**Zoom Scan (5x5x7)/Cube 0:** Measurement grid: dx=8mm, dy=8mm, dz=5mm

Reference Value = 12.05 V/m; Power Drift = -0.01 dB

Peak SAR (extrapolated) = 0.178 W/kg

**SAR(1 g) = 0.130 W/kg; SAR(10 g) = 0.098 W/kg**

Maximum value of SAR (measured) = 0.161 W/kg



0 dB = 0.161 W/kg = -7.93 dBW/kg

**Plot 6#: GSM 850 Mid \_ Body Worn Back****DUT: Smart Phone; Type: S300; Serial: CR220943987-SA-S1**

Communication System: Generic GSM; Frequency: 836.6 MHz; Duty Cycle: 1:8

Medium parameters used:  $f = 836.6$  MHz;  $\sigma = 0.913$  S/m;  $\epsilon_r = 41.476$ ;  $\rho = 1000$  kg/m<sup>3</sup>

Phantom section: Flat Section

DASY5 Configuration:

- Probe: EX3DV4 - SN7522; ConvF(9.7, 9.7, 9.7) @ 836.6 MHz; Calibrated: 2022/5/6
- Sensor-Surface: 1.4mm (Mechanical Surface Detection)
- Electronics: DAE4 Sn1325; Calibrated: 2022/8/29
- Phantom: SAM 1; Type: QD000P40CC; Serial: TP:1412
- Measurement SW: DASY52, Version 52.10 (2); SEMCAD X Version 14.6.12 (7470)

**Area Scan (61x121x1):** Interpolated grid: dx=1.500 mm, dy=1.500 mm

Maximum value of SAR (interpolated) = 0.312 W/kg

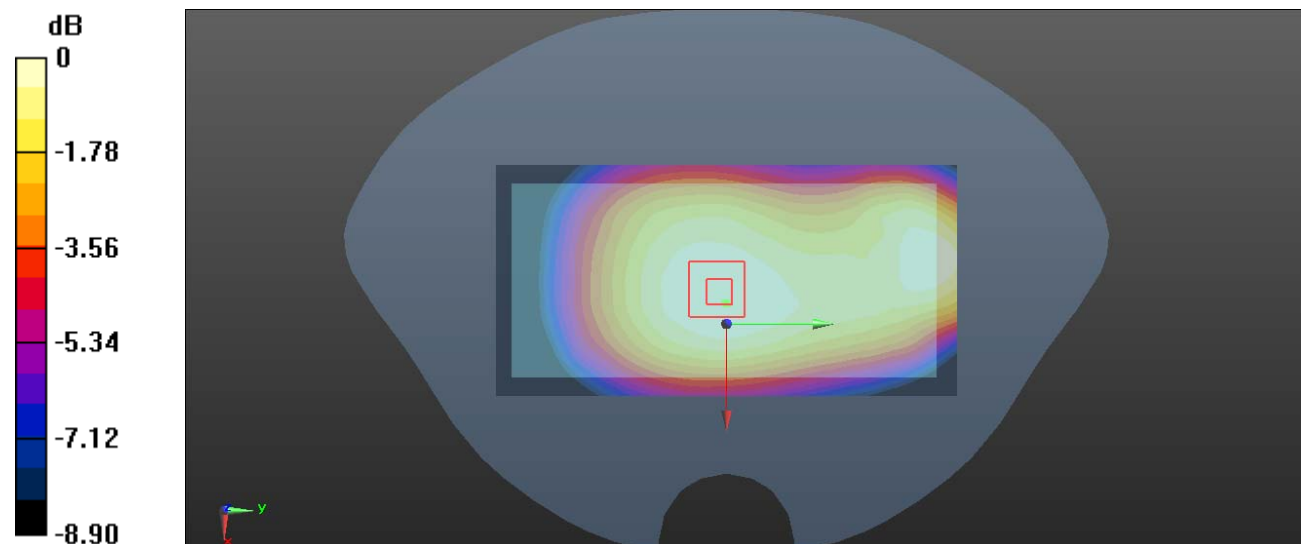
**Zoom Scan (5x5x7)/Cube 0:** Measurement grid: dx=8mm, dy=8mm, dz=5mm

Reference Value = 16.54 V/m; Power Drift = 0.01 dB

Peak SAR (extrapolated) = 0.338 W/kg

**SAR(1 g) = 0.248 W/kg; SAR(10 g) = 0.185 W/kg**

Maximum value of SAR (measured) = 0.306 W/kg



0 dB = 0.306 W/kg = -5.14 dBW/kg

**Plot 7#: GSM 850 Mid \_ Body Front****DUT: Smart Phone; Type: S300; Serial: CR220943987-SA-S1**

Communication System: Generic GPRS-2 slots; Frequency: 836.6 MHz; Duty Cycle: 1:4

Medium parameters used:  $f = 836.6$  MHz;  $\sigma = 0.913$  S/m;  $\epsilon_r = 41.476$ ;  $\rho = 1000$  kg/m<sup>3</sup>

Phantom section: Flat Section

DASY5 Configuration:

- Probe: EX3DV4 - SN7522; ConvF(9.7, 9.7, 9.7) @ 836.6 MHz; Calibrated: 2022/5/6
- Sensor-Surface: 1.4mm (Mechanical Surface Detection)
- Electronics: DAE4 Sn1325; Calibrated: 2022/8/29
- Phantom: SAM 1; Type: QD000P40CC; Serial: TP:1412
- Measurement SW: DASY52, Version 52.10 (2); SEMCAD X Version 14.6.12 (7470)

**Area Scan (61x121x1):** Interpolated grid: dx=1.500 mm, dy=1.500 mm

Maximum value of SAR (interpolated) = 0.0933 W/kg

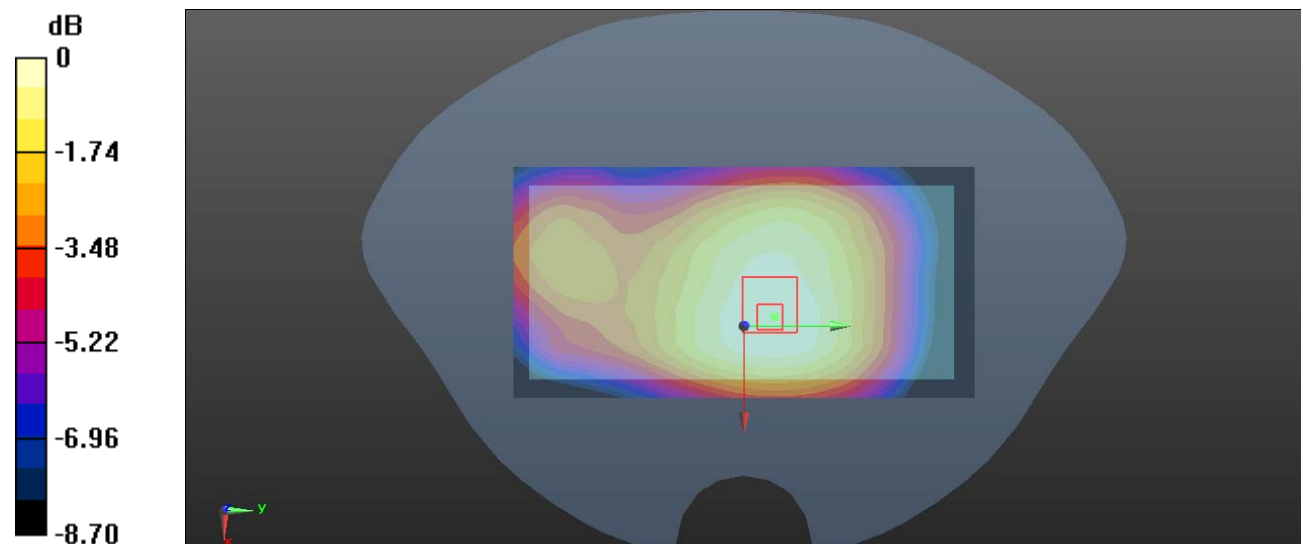
**Zoom Scan (5x5x7)/Cube 0:** Measurement grid: dx=8mm, dy=8mm, dz=5mm

Reference Value = 8.934 V/m; Power Drift = -0.03 dB

Peak SAR (extrapolated) = 0.105 W/kg

**SAR(1 g) = 0.077 W/kg; SAR(10 g) = 0.058 W/kg**

Maximum value of SAR (measured) = 0.0953 W/kg



0 dB = 0.0953 W/kg = -10.21 dBW/kg

**Plot 8#: GSM 850 Mid \_ Body Back****DUT: Smart Phone; Type: S300; Serial: CR220943987-SA-S1**

Communication System: Generic GPRS-2 slots; Frequency: 836.6 MHz; Duty Cycle: 1:4

Medium parameters used:  $f = 836.6$  MHz;  $\sigma = 0.913$  S/m;  $\epsilon_r = 41.476$ ;  $\rho = 1000$  kg/m<sup>3</sup>

Phantom section: Flat Section

DASY5 Configuration:

- Probe: EX3DV4 - SN7522; ConvF(9.7, 9.7, 9.7) @ 836.6 MHz; Calibrated: 2022/5/6
- Sensor-Surface: 1.4mm (Mechanical Surface Detection)
- Electronics: DAE4 Sn1325; Calibrated: 2022/8/29
- Phantom: SAM 1; Type: QD000P40CC; Serial: TP:1412
- Measurement SW: DASY52, Version 52.10 (2); SEMCAD X Version 14.6.12 (7470)

**Area Scan (61x121x1):** Interpolated grid: dx=1.500 mm, dy=1.500 mm

Maximum value of SAR (interpolated) = 0.221 W/kg

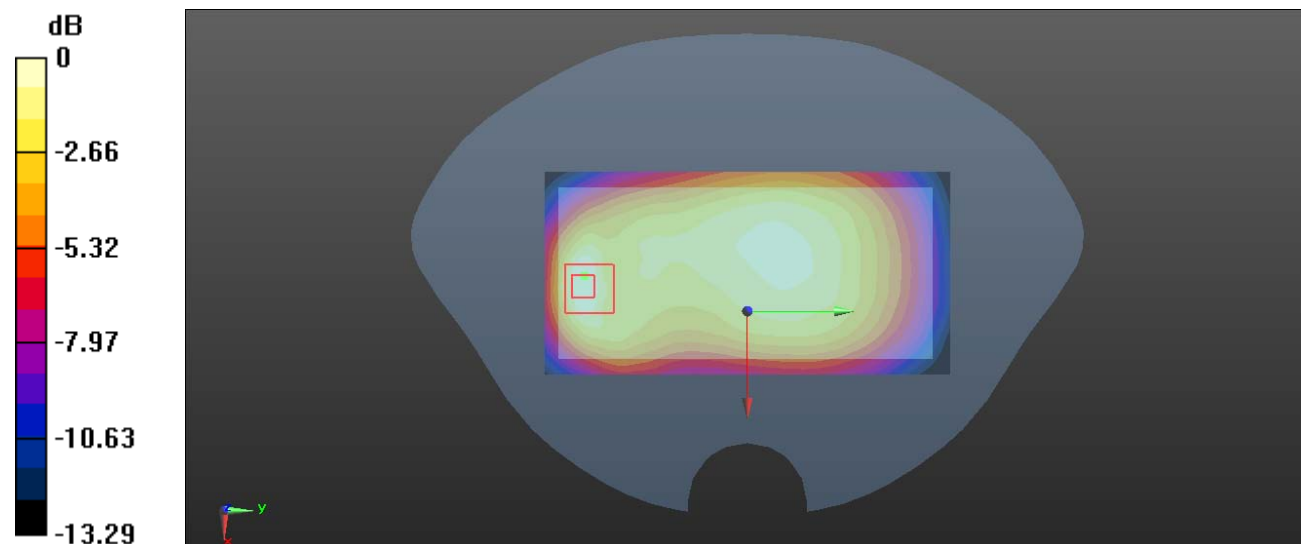
**Zoom Scan (5x5x7)/Cube 0:** Measurement grid: dx=8mm, dy=8mm, dz=5mm

Reference Value = 11.99 V/m; Power Drift = -0.01 dB

Peak SAR (extrapolated) = 0.251 W/kg

**SAR(1 g) = 0.129 W/kg; SAR(10 g) = 0.074 W/kg**

Maximum value of SAR (measured) = 0.197 W/kg



0 dB = 0.197 W/kg = -7.06 dBW/kg



**Plot 9#: GSM 850 Mid \_ Body Left****DUT: Smart Phone; Type: S300; Serial: CR220943987-SA-S1**

Communication System: Generic GPRS-2 slots; Frequency: 836.6 MHz; Duty Cycle: 1:4

Medium parameters used:  $f = 836.6$  MHz;  $\sigma = 0.913$  S/m;  $\epsilon_r = 41.476$ ;  $\rho = 1000$  kg/m<sup>3</sup>

Phantom section: Flat Section

DASY5 Configuration:

- Probe: EX3DV4 - SN7522; ConvF(9.7, 9.7, 9.7) @ 836.6 MHz; Calibrated: 2022/5/6
- Sensor-Surface: 1.4mm (Mechanical Surface Detection)
- Electronics: DAE4 Sn1325; Calibrated: 2022/8/29
- Phantom: SAM 1; Type: QD000P40CC; Serial: TP:1412
- Measurement SW: DASY52, Version 52.10 (2); SEMCAD X Version 14.6.12 (7470)

**Area Scan (41x121x1):** Interpolated grid: dx=1.500 mm, dy=1.500 mm

Maximum value of SAR (interpolated) = 0.0681 W/kg

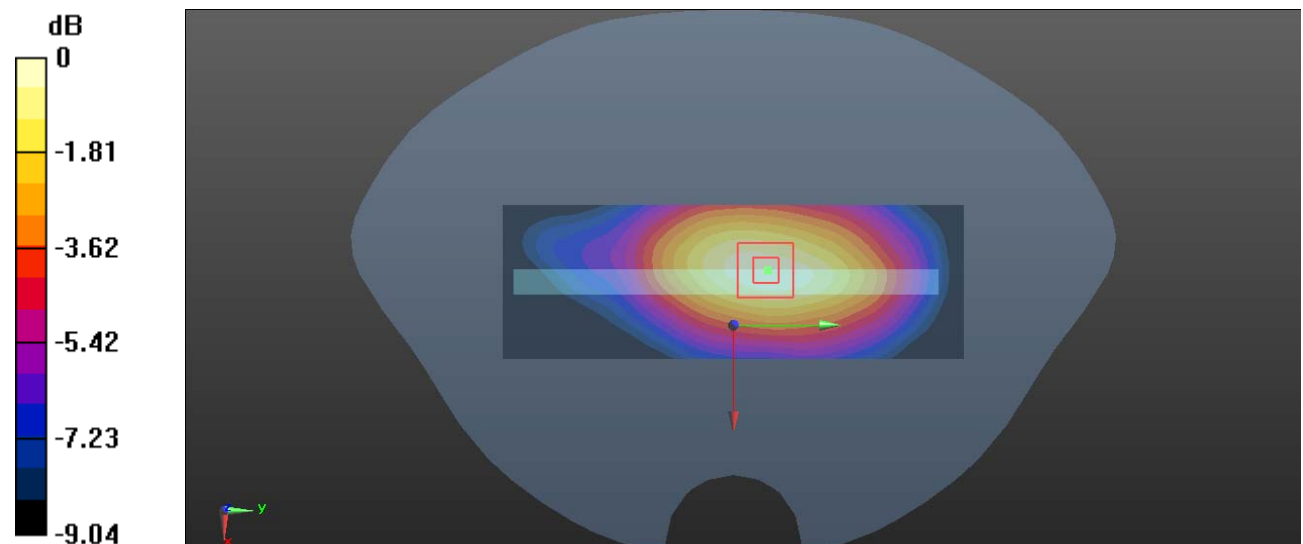
**Zoom Scan (5x5x7)/Cube 0:** Measurement grid: dx=8mm, dy=8mm, dz=5mm

Reference Value = 7.242 V/m; Power Drift = 0.07 dB

Peak SAR (extrapolated) = 0.0810 W/kg

**SAR(1 g) = 0.052 W/kg; SAR(10 g) = 0.035 W/kg**

Maximum value of SAR (measured) = 0.0703 W/kg



0 dB = 0.0703 W/kg = -11.53 dBW/kg

**Plot 10#: GSM 850 Mid \_ Body Right****DUT: Smart Phone; Type: S300; Serial: CR220943987-SA-S1**

Communication System: Generic GPRS-2 slots; Frequency: 836.6 MHz; Duty Cycle: 1:4

Medium parameters used:  $f = 836.6$  MHz;  $\sigma = 0.913$  S/m;  $\epsilon_r = 41.476$ ;  $\rho = 1000$  kg/m<sup>3</sup>

Phantom section: Flat Section

DASY5 Configuration:

- Probe: EX3DV4 - SN7522; ConvF(9.7, 9.7, 9.7) @ 836.6 MHz; Calibrated: 2022/5/6
- Sensor-Surface: 1.4mm (Mechanical Surface Detection)
- Electronics: DAE4 Sn1325; Calibrated: 2022/8/29
- Phantom: SAM 1; Type: QD000P40CC; Serial: TP:1412
- Measurement SW: DASY52, Version 52.10 (2); SEMCAD X Version 14.6.12 (7470)

**Area Scan (41x121x1):** Interpolated grid: dx=1.500 mm, dy=1.500 mm

Maximum value of SAR (interpolated) = 0.134 W/kg

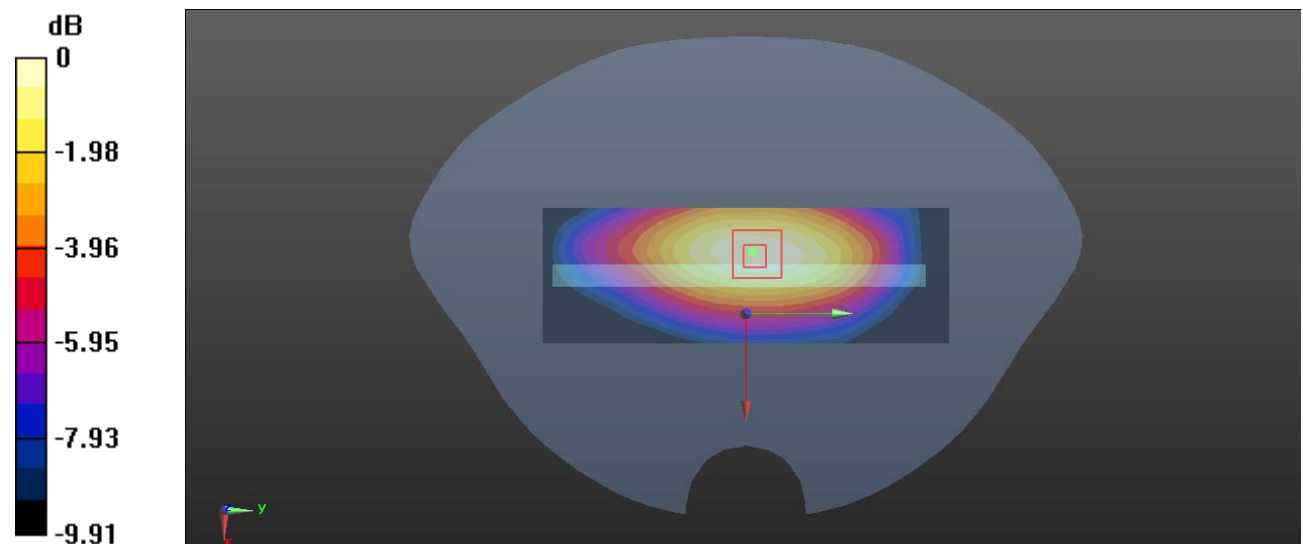
**Zoom Scan (5x5x7)/Cube 0:** Measurement grid: dx=8mm, dy=8mm, dz=5mm

Reference Value = 9.675 V/m; Power Drift = 0.17 dB

Peak SAR (extrapolated) = 0.162 W/kg

**SAR(1 g) = 0.100 W/kg; SAR(10 g) = 0.067 W/kg**

Maximum value of SAR (measured) = 0.137 W/kg



0 dB = 0.137 W/kg = -8.63 dBW/kg

**Plot 11#: GSM 850 Mid \_ Body Bottom****DUT: Smart Phone; Type: S300; Serial: CR220943987-SA-S1**

Communication System: Generic GPRS-2 slots; Frequency: 836.6 MHz; Duty Cycle: 1:4

Medium parameters used:  $f = 836.6$  MHz;  $\sigma = 0.913$  S/m;  $\epsilon_r = 41.476$ ;  $\rho = 1000$  kg/m<sup>3</sup>

Phantom section: Flat Section

DASY5 Configuration:

- Probe: EX3DV4 - SN7522; ConvF(9.7, 9.7, 9.7) @ 836.6 MHz; Calibrated: 2022/5/6
- Sensor-Surface: 1.4mm (Mechanical Surface Detection)
- Electronics: DAE4 Sn1325; Calibrated: 2022/8/29
- Phantom: SAM 1; Type: QD000P40CC; Serial: TP:1412
- Measurement SW: DASY52, Version 52.10 (2); SEMCAD X Version 14.6.12 (7470)

**Area Scan (41x61x1):** Interpolated grid: dx=1.500 mm, dy=1.500 mm

Maximum value of SAR (interpolated) = 0.0574 W/kg

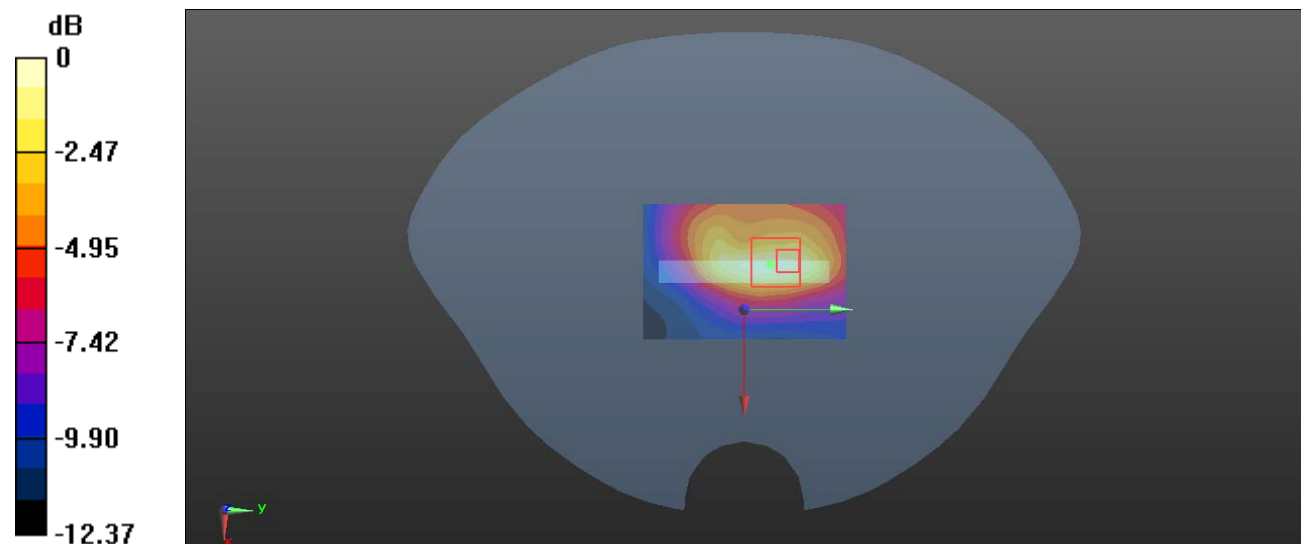
**Zoom Scan (5x5x7)/Cube 0:** Measurement grid: dx=8mm, dy=8mm, dz=5mm

Reference Value = 6.056 V/m; Power Drift = 0.16 dB

Peak SAR (extrapolated) = 0.0880 W/kg

**SAR(1 g) = 0.037 W/kg; SAR(10 g) = 0.021 W/kg**

Maximum value of SAR (measured) = 0.0625 W/kg



0 dB = 0.0625 W/kg = -12.04 dBW/kg

**Plot 12#: GSM 1900 Mid \_ Head Left Cheek****DUT: Smart Phone; Type: S300; Serial: CR220943987-SA-S1**

Communication System: Generic GSM; Frequency: 1880 MHz; Duty Cycle: 1:8

Medium parameters used:  $f = 1880$  MHz;  $\sigma = 1.423$  S/m;  $\epsilon_r = 39.924$ ;  $\rho = 1000$  kg/m<sup>3</sup>

Phantom section: Left Section

DASY5 Configuration:

- Probe: EX3DV4 - SN7522; ConvF(7.79, 7.79, 7.79) @ 1880 MHz; Calibrated: 2022/5/6
- Sensor-Surface: 1.4mm (Mechanical Surface Detection)
- Electronics: DAE4 Sn1325; Calibrated: 2022/8/29
- Phantom: SAM 1; Type: QD000P40CC; Serial: TP:1412
- Measurement SW: DASY52, Version 52.10 (2); SEMCAD X Version 14.6.12 (7470)

**Area Scan (61x91x1):** Interpolated grid: dx=1.500 mm, dy=1.500 mm

Maximum value of SAR (interpolated) = 0.144 W/kg


**Zoom Scan (5x5x7)/Cube 0:** Measurement grid: dx=8mm, dy=8mm, dz=5mm

Reference Value = 3.685 V/m; Power Drift = 0.11 dB

Peak SAR (extrapolated) = 0.154 W/kg

**SAR(1 g) = 0.103 W/kg; SAR(10 g) = 0.069 W/kg**

Maximum value of SAR (measured) = 0.136 W/kg



0 dB = 0.136 W/kg = -8.66 dBW/kg

**Plot 13#: GSM 1900 Mid \_ Head Left Tilt****DUT: Smart Phone; Type: S300; Serial: CR220943987-SA-S1**

Communication System: Generic GSM; Frequency: 1880 MHz; Duty Cycle: 1:8

Medium parameters used:  $f = 1880$  MHz;  $\sigma = 1.423$  S/m;  $\epsilon_r = 39.924$ ;  $\rho = 1000$  kg/m<sup>3</sup>

Phantom section: Left Section

DASY5 Configuration:

- Probe: EX3DV4 - SN7522; ConvF(7.79, 7.79, 7.79) @ 1880 MHz; Calibrated: 2022/5/6
- Sensor-Surface: 1.4mm (Mechanical Surface Detection)
- Electronics: DAE4 Sn1325; Calibrated: 2022/8/29
- Phantom: SAM 1; Type: QD000P40CC; Serial: TP:1412
- Measurement SW: DASY52, Version 52.10 (2); SEMCAD X Version 14.6.12 (7470)

**Area Scan (61x91x1):** Interpolated grid: dx=1.500 mm, dy=1.500 mm

Maximum value of SAR (interpolated) = 0.0886 W/kg

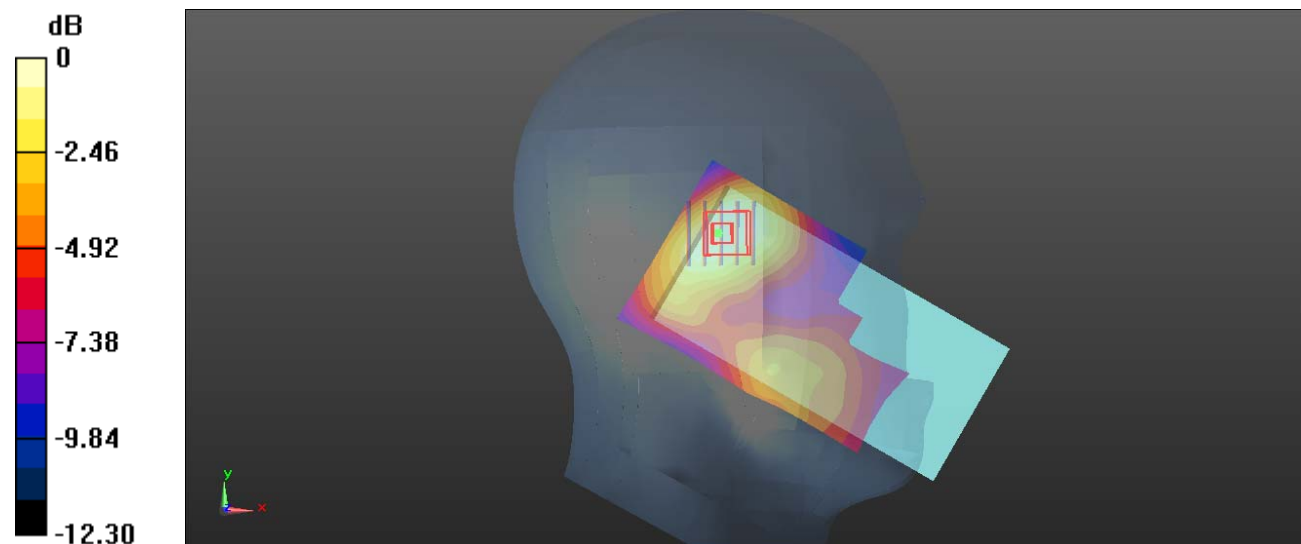
**Zoom Scan (5x5x7)/Cube 0:** Measurement grid: dx=8mm, dy=8mm, dz=5mm

Reference Value = 6.270 V/m; Power Drift = 0.10 dB

Peak SAR (extrapolated) = 0.0920 W/kg

**SAR(1 g) = 0.062 W/kg; SAR(10 g) = 0.041 W/kg**

Maximum value of SAR (measured) = 0.0821 W/kg



0 dB = 0.0821 W/kg = -10.86 dBW/kg

**Plot 14#: GSM 1900 Mid \_ Head Right Cheek****DUT: Smart Phone; Type: S300; Serial: CR220943987-SA-S1**

Communication System: Generic GSM; Frequency: 1880 MHz; Duty Cycle: 1:8

Medium parameters used:  $f = 1880$  MHz;  $\sigma = 1.423$  S/m;  $\epsilon_r = 39.924$ ;  $\rho = 1000$  kg/m<sup>3</sup>

Phantom section: Right Section

DASY5 Configuration:

- Probe: EX3DV4 - SN7522; ConvF(7.79, 7.79, 7.79) @ 1880 MHz; Calibrated: 2022/5/6
- Sensor-Surface: 1.4mm (Mechanical Surface Detection)
- Electronics: DAE4 Sn1325; Calibrated: 2022/8/29
- Phantom: SAM 1; Type: QD000P40CC; Serial: TP:1412
- Measurement SW: DASY52, Version 52.10 (2); SEMCAD X Version 14.6.12 (7470)

**Area Scan (61x111x1):** Interpolated grid: dx=1.500 mm, dy=1.500 mm

Maximum value of SAR (interpolated) = 0.0892 W/kg


**Zoom Scan (5x5x7)/Cube 0:** Measurement grid: dx=8mm, dy=8mm, dz=5mm

Reference Value = 5.135 V/m; Power Drift = 0.13 dB

Peak SAR (extrapolated) = 0.0880 W/kg

**SAR(1 g) = 0.058 W/kg; SAR(10 g) = 0.039 W/kg**

Maximum value of SAR (measured) = 0.0766 W/kg



0 dB = 0.0766 W/kg = -11.16 dBW/kg

**Plot 15#: GSM 1900 Mid \_ Head Right Tilt****DUT: Smart Phone; Type: S300; Serial: CR220943987-SA-S1**

Communication System: Generic GSM; Frequency: 1880 MHz; Duty Cycle: 1:8

Medium parameters used:  $f = 1880$  MHz;  $\sigma = 1.423$  S/m;  $\epsilon_r = 39.924$ ;  $\rho = 1000$  kg/m<sup>3</sup>

Phantom section: Right Section

DASY5 Configuration:

- Probe: EX3DV4 - SN7522; ConvF(7.79, 7.79, 7.79) @ 1880 MHz; Calibrated: 2022/5/6
- Sensor-Surface: 1.4mm (Mechanical Surface Detection)
- Electronics: DAE4 Sn1325; Calibrated: 2022/8/29
- Phantom: SAM 1; Type: QD000P40CC; Serial: TP:1412
- Measurement SW: DASY52, Version 52.10 (2); SEMCAD X Version 14.6.12 (7470)

**Area Scan (61x111x1):** Interpolated grid: dx=1.500 mm, dy=1.500 mm

Maximum value of SAR (interpolated) = 0.0731 W/kg


**Zoom Scan (5x5x7)/Cube 0:** Measurement grid: dx=8mm, dy=8mm, dz=5mm

Reference Value = 5.373 V/m; Power Drift = 0.11 dB

Peak SAR (extrapolated) = 0.0790 W/kg

**SAR(1 g) = 0.051 W/kg; SAR(10 g) = 0.033 W/kg**

Maximum value of SAR (measured) = 0.0679 W/kg



0 dB = 0.0679 W/kg = -11.68 dBW/kg

**Plot 16#: GSM 1900 Mid \_ Body Worn Front****DUT: Smart Phone; Type: S300; Serial: CR220943987-SA-S1**

Communication System: Generic GSM; Frequency: 1880 MHz; Duty Cycle: 1:8

Medium parameters used:  $f = 1880$  MHz;  $\sigma = 1.423$  S/m;  $\epsilon_r = 39.924$ ;  $\rho = 1000$  kg/m<sup>3</sup>

Phantom section: Flat Section

DASY5 Configuration:

- Probe: EX3DV4 - SN7522; ConvF(7.79, 7.79, 7.79) @ 1880 MHz; Calibrated: 2022/5/6
- Sensor-Surface: 1.4mm (Mechanical Surface Detection)
- Electronics: DAE4 Sn1325; Calibrated: 2022/8/29
- Phantom: SAM 1; Type: QD000P40CC; Serial: TP:1412
- Measurement SW: DASY52, Version 52.10 (2); SEMCAD X Version 14.6.12 (7470)

**Area Scan (61x121x1):** Interpolated grid: dx=1.500 mm, dy=1.500 mm

Maximum value of SAR (interpolated) = 0.135 W/kg

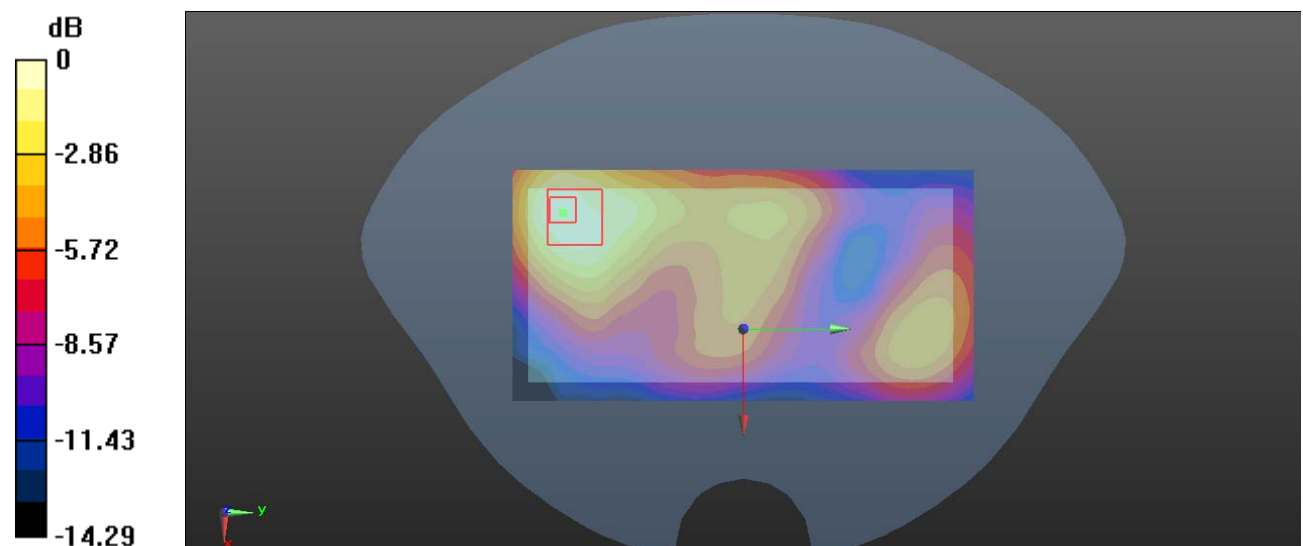
**Zoom Scan (5x5x7)/Cube 0:** Measurement grid: dx=8mm, dy=8mm, dz=5mm

Reference Value = 5.347 V/m; Power Drift = -0.10 dB

Peak SAR (extrapolated) = 0.159 W/kg

**SAR(1 g) = 0.088 W/kg; SAR(10 g) = 0.053 W/kg**

Maximum value of SAR (measured) = 0.132 W/kg



0 dB = 0.132 W/kg = -8.79 dBW/kg



**Plot 17#: GSM 1900 Mid \_ Body Worn Back****DUT: Smart Phone; Type: S300; Serial: CR220943987-SA-S1**

Communication System: Generic GSM; Frequency: 1880 MHz; Duty Cycle: 1:8

Medium parameters used:  $f = 1880$  MHz;  $\sigma = 1.423$  S/m;  $\epsilon_r = 39.924$ ;  $\rho = 1000$  kg/m<sup>3</sup>

Phantom section: Flat Section

DASY5 Configuration:

- Probe: EX3DV4 - SN7522; ConvF(7.79, 7.79, 7.79) @ 1880 MHz; Calibrated: 2022/5/6
- Sensor-Surface: 1.4mm (Mechanical Surface Detection)
- Electronics: DAE4 Sn1325; Calibrated: 2022/8/29
- Phantom: SAM 1; Type: QD000P40CC; Serial: TP:1412
- Measurement SW: DASY52, Version 52.10 (2); SEMCAD X Version 14.6.12 (7470)

**Area Scan (61x121x1):** Interpolated grid: dx=1.500 mm, dy=1.500 mm

Maximum value of SAR (interpolated) = 0.517 W/kg

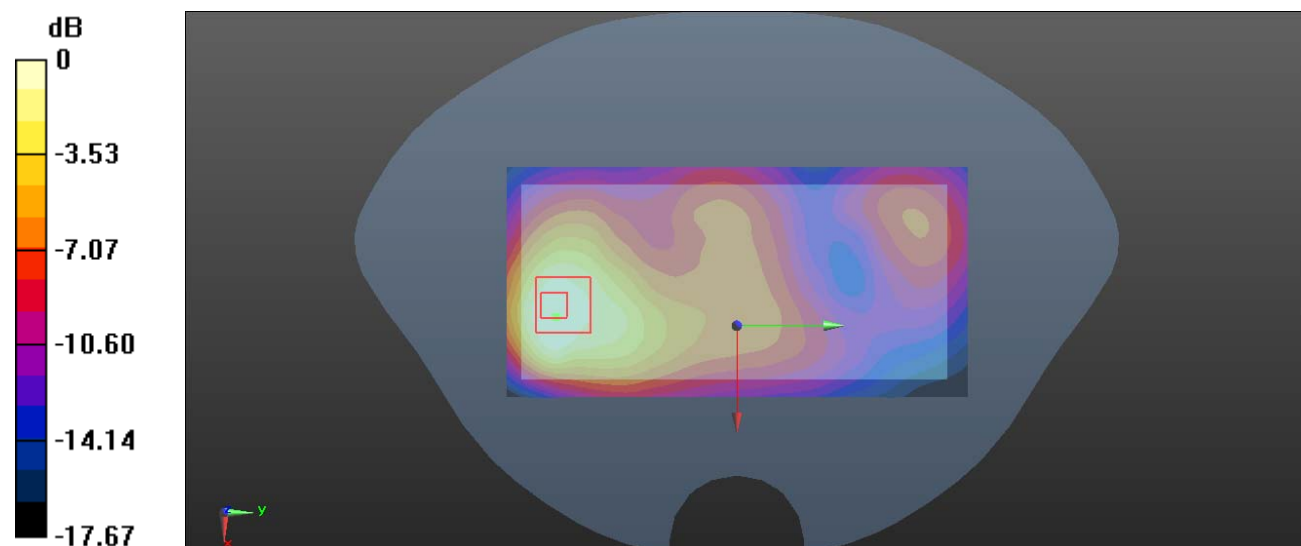
**Zoom Scan (5x5x7)/Cube 0:** Measurement grid: dx=8mm, dy=8mm, dz=5mm

Reference Value = 7.474 V/m; Power Drift = 0.18 dB

Peak SAR (extrapolated) = 0.548 W/kg

**SAR(1 g) = 0.289 W/kg; SAR(10 g) = 0.164 W/kg**

Maximum value of SAR (measured) = 0.429 W/kg



0 dB = 0.429 W/kg = -3.68 dBW/kg

**Plot 18#: PCS 1900 Mid \_ Body Front****DUT: Smart Phone; Type: S300; Serial: CR220943987-SA-S1**

Communication System: Generic GPRS-2 slots; Frequency: 1880 MHz; Duty Cycle: 1:4

Medium parameters used:  $f = 1880$  MHz;  $\sigma = 1.423$  S/m;  $\epsilon_r = 39.924$ ;  $\rho = 1000$  kg/m<sup>3</sup>

Phantom section: Flat Section

DASY5 Configuration:

- Probe: EX3DV4 - SN7522; ConvF(7.79, 7.79, 7.79) @ 1880 MHz; Calibrated: 2022/5/6
- Sensor-Surface: 1.4mm (Mechanical Surface Detection)
- Electronics: DAE4 Sn1325; Calibrated: 2022/8/29
- Phantom: SAM 1; Type: QD000P40CC; Serial: TP:1412
- Measurement SW: DASY52, Version 52.10 (2); SEMCAD X Version 14.6.12 (7470)

**Area Scan (61x121x1):** Interpolated grid: dx=1.500 mm, dy=1.500 mm

Maximum value of SAR (interpolated) = 0.209 W/kg

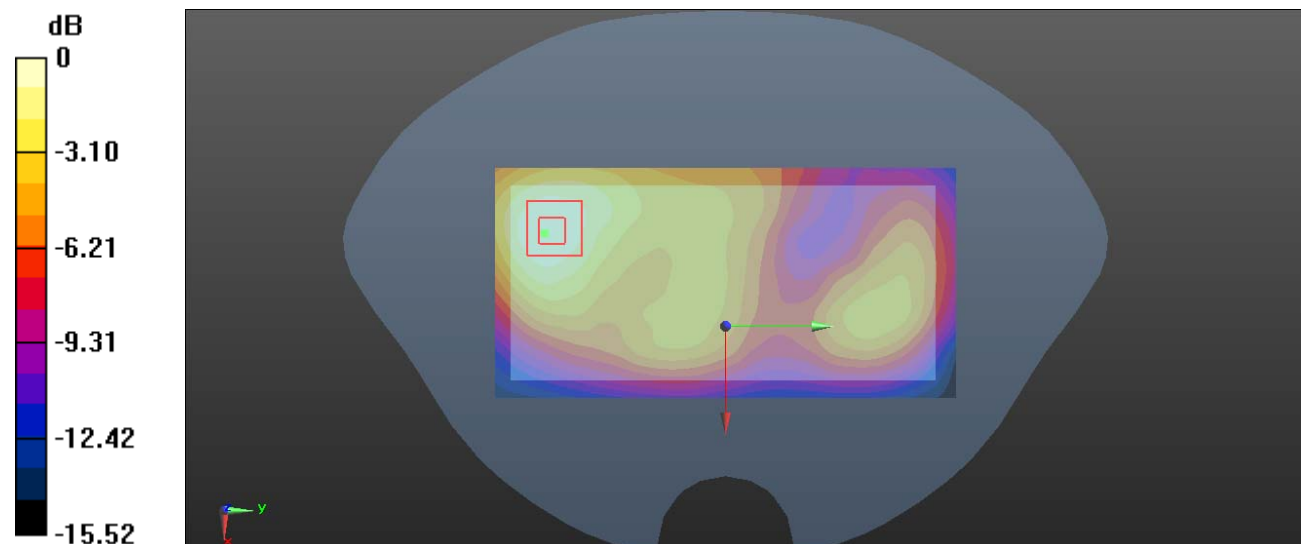
**Zoom Scan (5x5x7)/Cube 0:** Measurement grid: dx=8mm, dy=8mm, dz=5mm

Reference Value = 6.713 V/m; Power Drift = -0.02 dB

Peak SAR (extrapolated) = 0.243 W/kg

**SAR(1 g) = 0.144 W/kg; SAR(10 g) = 0.088 W/kg**

Maximum value of SAR (measured) = 0.206 W/kg



0 dB = 0.206 W/kg = -6.86 dBW/kg

**Plot 19#: PCS 1900 Mid \_ Body Back****DUT: Smart Phone; Type: S300; Serial: CR220943987-SA-S1**

Communication System: Generic GPRS-2 slots; Frequency: 1880 MHz; Duty Cycle: 1:4

Medium parameters used:  $f = 1880$  MHz;  $\sigma = 1.423$  S/m;  $\epsilon_r = 39.924$ ;  $\rho = 1000$  kg/m<sup>3</sup>

Phantom section: Flat Section

DASY5 Configuration:

- Probe: EX3DV4 - SN7522; ConvF(7.79, 7.79, 7.79) @ 1880 MHz; Calibrated: 2022/5/6
- Sensor-Surface: 1.4mm (Mechanical Surface Detection)
- Electronics: DAE4 Sn1325; Calibrated: 2022/8/29
- Phantom: SAM 1; Type: QD000P40CC; Serial: TP:1412
- Measurement SW: DASY52, Version 52.10 (2); SEMCAD X Version 14.6.12 (7470)

**Area Scan (61x121x1):** Interpolated grid: dx=1.500 mm, dy=1.500 mm

Maximum value of SAR (interpolated) = 0.363 W/kg

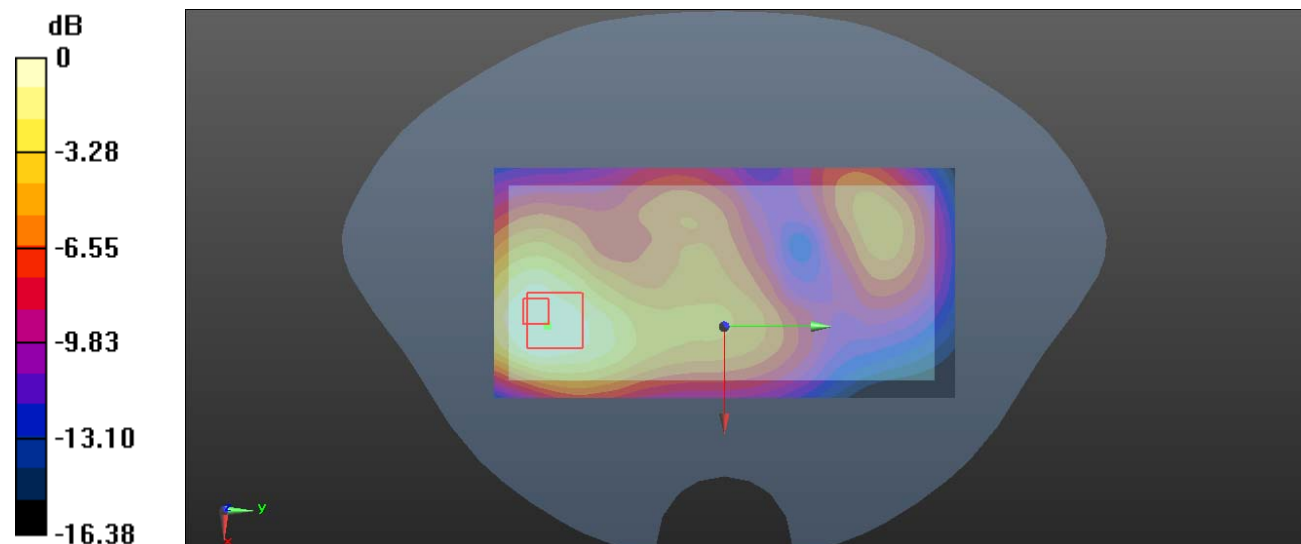
**Zoom Scan (5x5x7)/Cube 0:** Measurement grid: dx=8mm, dy=8mm, dz=5mm

Reference Value = 8.230 V/m; Power Drift = -0.16 dB

Peak SAR (extrapolated) = 0.444 W/kg

**SAR(1 g) = 0.241 W/kg; SAR(10 g) = 0.147 W/kg**

Maximum value of SAR (measured) = 0.363 W/kg



0 dB = 0.363 W/kg = -4.40 dBW/kg

**Plot 20#: PCS 1900 Mid \_ Body Left****DUT: Smart Phone; Type: S300; Serial: CR220943987-SA-S1**

Communication System: Generic GPRS-2 slots; Frequency: 1880 MHz; Duty Cycle: 1:4

Medium parameters used:  $f = 1880$  MHz;  $\sigma = 1.423$  S/m;  $\epsilon_r = 39.924$ ;  $\rho = 1000$  kg/m<sup>3</sup>

Phantom section: Flat Section

DASY5 Configuration:

- Probe: EX3DV4 - SN7522; ConvF(7.79, 7.79, 7.79) @ 1880 MHz; Calibrated: 2022/5/6
- Sensor-Surface: 1.4mm (Mechanical Surface Detection)
- Electronics: DAE4 Sn1325; Calibrated: 2022/8/29
- Phantom: SAM 1; Type: QD000P40CC; Serial: TP:1412
- Measurement SW: DASY52, Version 52.10 (2); SEMCAD X Version 14.6.12 (7470)

**Area Scan (41x121x1):** Interpolated grid: dx=1.500 mm, dy=1.500 mm

Maximum value of SAR (interpolated) = 0.243 W/kg

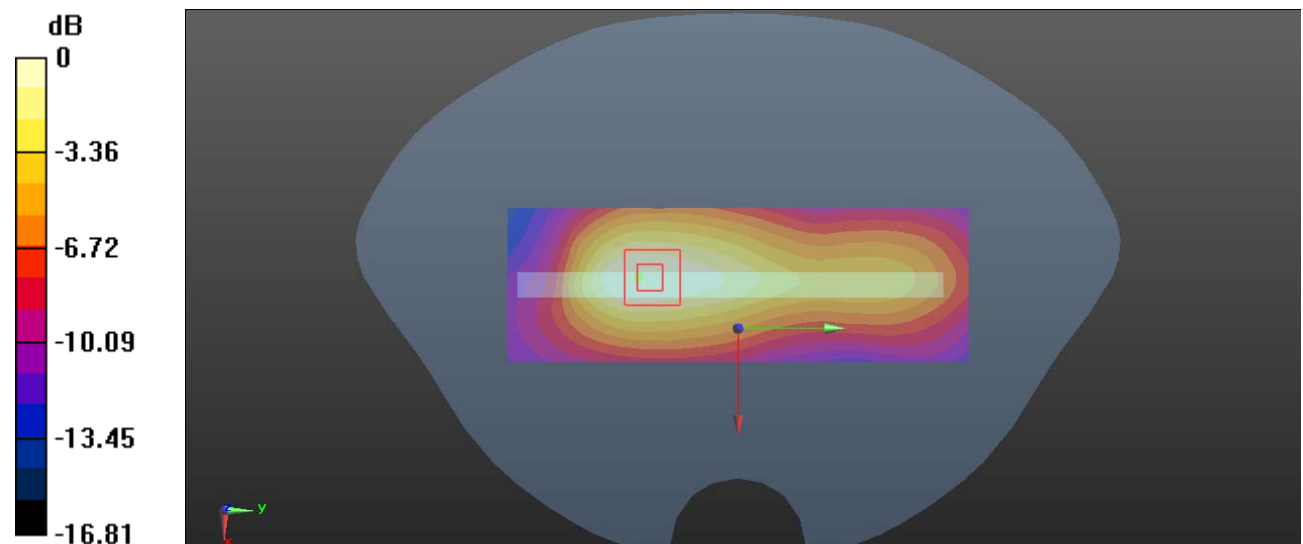
**Zoom Scan (5x5x7)/Cube 0:** Measurement grid: dx=8mm, dy=8mm, dz=5mm

Reference Value = 9.282 V/m; Power Drift = 0.05 dB

Peak SAR (extrapolated) = 0.266 W/kg

**SAR(1 g) = 0.159 W/kg; SAR(10 g) = 0.095 W/kg**

Maximum value of SAR (measured) = 0.226 W/kg



0 dB = 0.226 W/kg = -6.46 dBW/kg

**Plot 21#: PCS 1900 Mid \_ Body Right****DUT: Smart Phone; Type: S300; Serial: CR220943987-SA-S1**

Communication System: Generic GPRS-2 slots; Frequency: 1880 MHz; Duty Cycle: 1:4

Medium parameters used:  $f = 1880$  MHz;  $\sigma = 1.423$  S/m;  $\epsilon_r = 39.924$ ;  $\rho = 1000$  kg/m<sup>3</sup>

Phantom section: Flat Section

DASY5 Configuration:

- Probe: EX3DV4 - SN7522; ConvF(7.79, 7.79, 7.79) @ 1880 MHz; Calibrated: 2022/5/6
- Sensor-Surface: 1.4mm (Mechanical Surface Detection)
- Electronics: DAE4 Sn1325; Calibrated: 2022/8/29
- Phantom: SAM 1; Type: QD000P40CC; Serial: TP:1412
- Measurement SW: DASY52, Version 52.10 (2); SEMCAD X Version 14.6.12 (7470)

**Area Scan (41x121x1):** Interpolated grid: dx=1.500 mm, dy=1.500 mm

Maximum value of SAR (interpolated) = 0.0466 W/kg

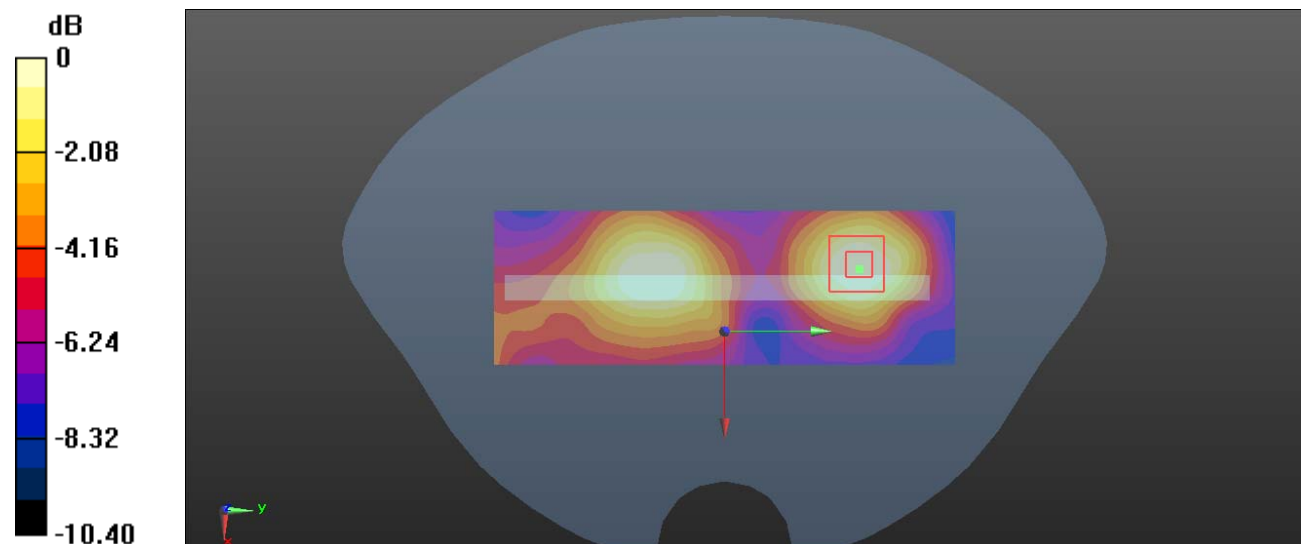
**Zoom Scan (5x5x7)/Cube 0:** Measurement grid: dx=8mm, dy=8mm, dz=5mm

Reference Value = 3.537 V/m; Power Drift = -0.13 dB

Peak SAR (extrapolated) = 0.0510 W/kg

**SAR(1 g) = 0.031 W/kg; SAR(10 g) = 0.020 W/kg**

Maximum value of SAR (measured) = 0.0431 W/kg



0 dB = 0.0431 W/kg = -13.66 dBW/kg

**Plot 22#: PCS 1900 Mid \_ Body Bottom****DUT: Smart Phone; Type: S300; Serial: CR220943987-SA-S1**

Communication System: Generic GPRS-2 slots; Frequency: 1880 MHz; Duty Cycle: 1:4

Medium parameters used:  $f = 1880$  MHz;  $\sigma = 1.423$  S/m;  $\epsilon_r = 39.924$ ;  $\rho = 1000$  kg/m<sup>3</sup>

Phantom section: Flat Section

DASY5 Configuration:

- Probe: EX3DV4 - SN7522; ConvF(7.79, 7.79, 7.79) @ 1880 MHz; Calibrated: 2022/5/6
- Sensor-Surface: 1.4mm (Mechanical Surface Detection)
- Electronics: DAE4 Sn1325; Calibrated: 2022/8/29
- Phantom: SAM 1; Type: QD000P40CC; Serial: TP:1412
- Measurement SW: DASY52, Version 52.10 (2); SEMCAD X Version 14.6.12 (7470)

**Area Scan (41x71x1):** Interpolated grid: dx=1.500 mm, dy=1.500 mm

Maximum value of SAR (interpolated) = 0.249 W/kg

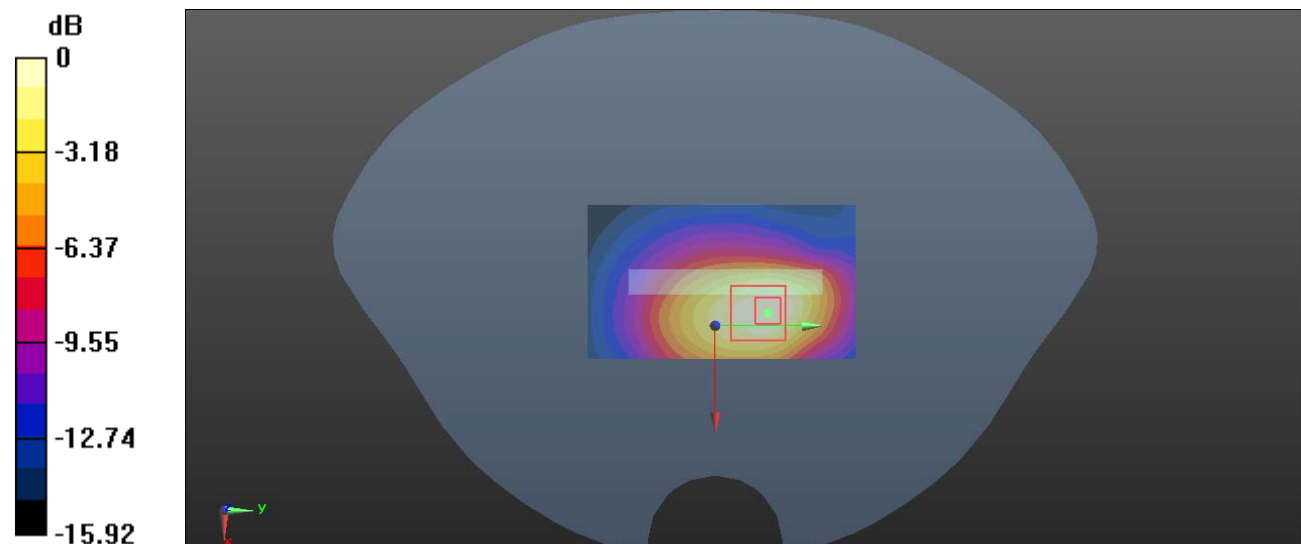
**Zoom Scan (5x5x7)/Cube 0:** Measurement grid: dx=8mm, dy=8mm, dz=5mm

Reference Value = 7.132 V/m; Power Drift = -0.02 dB

Peak SAR (extrapolated) = 0.287 W/kg

**SAR(1 g) = 0.154 W/kg; SAR(10 g) = 0.085 W/kg**

Maximum value of SAR (measured) = 0.235 W/kg



0 dB = 0.235 W/kg = -6.29 dBW/kg

**Plot 23#: WCDMA Band 2 Mid\_ Head Left Cheek****DUT: Smart Phone; Type: S300; Serial: CR220943987-SA-S1**

Communication System: Generic WCDMA; Frequency: 1880 MHz; Duty Cycle: 1:1

Medium parameters used:  $f = 1880$  MHz;  $\sigma = 1.423$  S/m;  $\epsilon_r = 39.924$ ;  $\rho = 1000$  kg/m<sup>3</sup>

Phantom section: Left Section

DASY5 Configuration:

- Probe: EX3DV4 - SN7522; ConvF(7.79, 7.79, 7.79) @ 1880 MHz; Calibrated: 2022/5/6
- Sensor-Surface: 1.4mm (Mechanical Surface Detection)
- Electronics: DAE4 Sn1325; Calibrated: 2022/8/29
- Phantom: SAM 1; Type: QD000P40CC; Serial: TP:1412
- Measurement SW: DASY52, Version 52.10 (2); SEMCAD X Version 14.6.12 (7470)

**Area Scan (61x91x1):** Interpolated grid: dx=1.500 mm, dy=1.500 mm

Maximum value of SAR (interpolated) = 0.245 W/kg

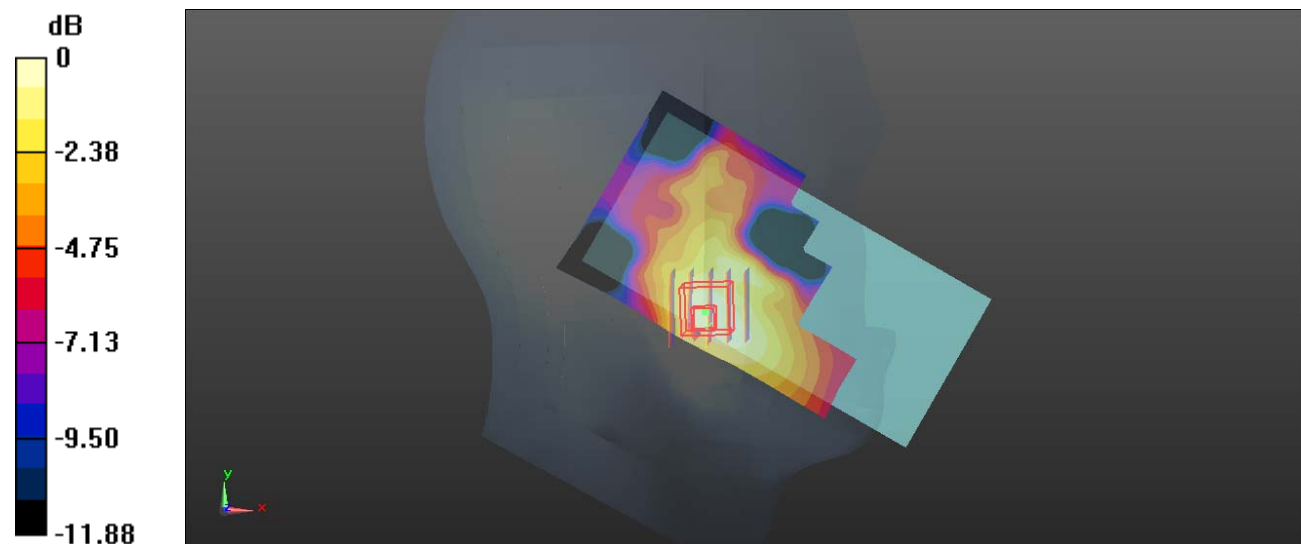
**Zoom Scan (5x5x7)/Cube 0:** Measurement grid: dx=8mm, dy=8mm, dz=5mm

Reference Value = 5.700 V/m; Power Drift = 0.01 dB

Peak SAR (extrapolated) = 0.290 W/kg

**SAR(1 g) = 0.187 W/kg; SAR(10 g) = 0.123 W/kg**

Maximum value of SAR (measured) = 0.254 W/kg



0 dB = 0.254 W/kg = -5.95 dBW/kg

**Plot 24#: WCDMA Band 2 Mid\_ Head Left Tilt****DUT: Smart Phone; Type: S300; Serial: CR220943987-SA-S1**

Communication System: Generic WCDMA; Frequency: 1880 MHz; Duty Cycle: 1:1

Medium parameters used:  $f = 1880$  MHz;  $\sigma = 1.423$  S/m;  $\epsilon_r = 39.924$ ;  $\rho = 1000$  kg/m<sup>3</sup>

Phantom section: Left Section

DASY5 Configuration:

- Probe: EX3DV4 - SN7522; ConvF(7.79, 7.79, 7.79) @ 1880 MHz; Calibrated: 2022/5/6
- Sensor-Surface: 1.4mm (Mechanical Surface Detection)
- Electronics: DAE4 Sn1325; Calibrated: 2022/8/29
- Phantom: SAM 1; Type: QD000P40CC; Serial: TP:1412
- Measurement SW: DASY52, Version 52.10 (2); SEMCAD X Version 14.6.12 (7470)

**Area Scan (61x101x1):** Interpolated grid: dx=1.500 mm, dy=1.500 mm

Maximum value of SAR (interpolated) = 0.169 W/kg


**Zoom Scan (5x5x7)/Cube 0:** Measurement grid: dx=8mm, dy=8mm, dz=5mm

Reference Value = 8.259 V/m; Power Drift = -0.01 dB

Peak SAR (extrapolated) = 0.150 W/kg

**SAR(1 g) = 0.095 W/kg; SAR(10 g) = 0.062 W/kg**

Maximum value of SAR (measured) = 0.128 W/kg



0 dB = 0.128 W/kg = -8.93 dBW/kg



**Plot 25#: WCDMA Band 2 Mid\_ Head Right Cheek****DUT: Smart Phone; Type: S300; Serial: CR220943987-SA-S1**

Communication System: Generic WCDMA; Frequency: 1880 MHz; Duty Cycle: 1:1

Medium parameters used:  $f = 1880$  MHz;  $\sigma = 1.423$  S/m;  $\epsilon_r = 39.924$ ;  $\rho = 1000$  kg/m<sup>3</sup>

Phantom section: Right Section

DASY5 Configuration:

- Probe: EX3DV4 - SN7522; ConvF(7.79, 7.79, 7.79) @ 1880 MHz; Calibrated: 2022/5/6
- Sensor-Surface: 1.4mm (Mechanical Surface Detection)
- Electronics: DAE4 Sn1325; Calibrated: 2022/8/29
- Phantom: SAM 1; Type: QD000P40CC; Serial: TP:1412
- Measurement SW: DASY52, Version 52.10 (2); SEMCAD X Version 14.6.12 (7470)

**Area Scan (61x111x1):** Interpolated grid: dx=1.500 mm, dy=1.500 mm

Maximum value of SAR (interpolated) = 0.128 W/kg

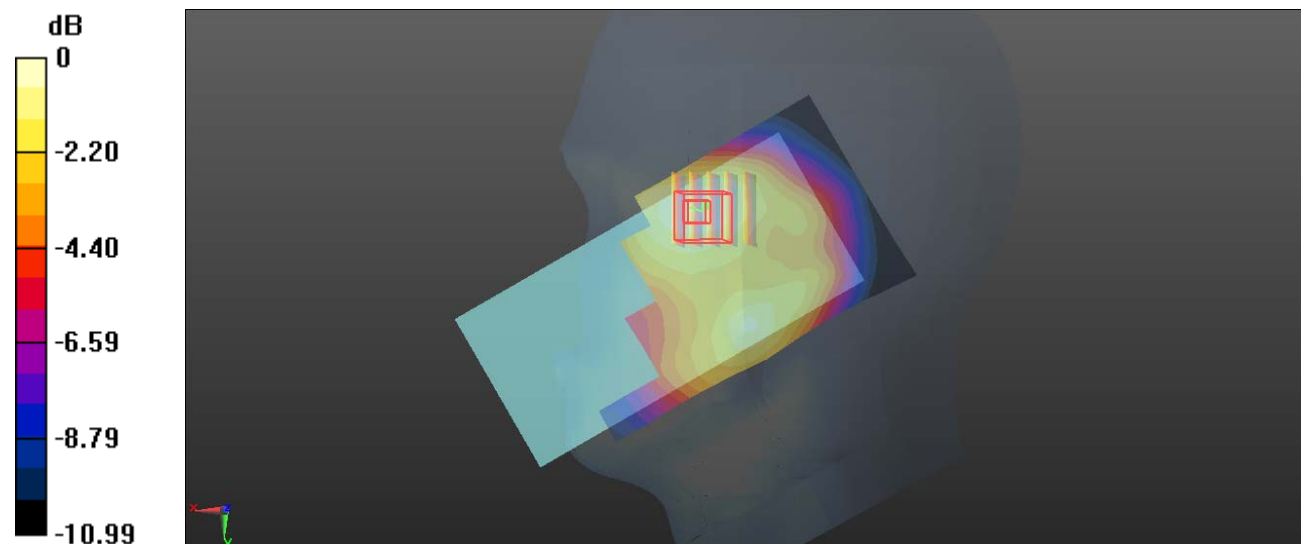
**Zoom Scan (5x5x7)/Cube 0:** Measurement grid: dx=8mm, dy=8mm, dz=5mm

Reference Value = 5.483 V/m; Power Drift = 0.12 dB

Peak SAR (extrapolated) = 0.149 W/kg

**SAR(1 g) = 0.095 W/kg; SAR(10 g) = 0.062 W/kg**

Maximum value of SAR (measured) = 0.128 W/kg



0 dB = 0.128 W/kg = -8.93 dBW/kg

**Plot 26#: WCDMA Band 2 Mid\_ Head Right Tilt****DUT: Smart Phone; Type: S300; Serial: CR220943987-SA-S1**

Communication System: Generic WCDMA; Frequency: 1880 MHz; Duty Cycle: 1:1

Medium parameters used:  $f = 1880$  MHz;  $\sigma = 1.423$  S/m;  $\epsilon_r = 39.924$ ;  $\rho = 1000$  kg/m<sup>3</sup>

Phantom section: Right Section

DASY5 Configuration:

- Probe: EX3DV4 - SN7522; ConvF(7.79, 7.79, 7.79) @ 1880 MHz; Calibrated: 2022/5/6
- Sensor-Surface: 1.4mm (Mechanical Surface Detection)
- Electronics: DAE4 Sn1325; Calibrated: 2022/8/29
- Phantom: SAM 1; Type: QD000P40CC; Serial: TP:1412
- Measurement SW: DASY52, Version 52.10 (2); SEMCAD X Version 14.6.12 (7470)

**Area Scan (61x91x1):** Interpolated grid: dx=1.500 mm, dy=1.500 mm

Maximum value of SAR (interpolated) = 0.119 W/kg


**Zoom Scan (5x5x7)/Cube 0:** Measurement grid: dx=8mm, dy=8mm, dz=5mm

Reference Value = 7.385 V/m; Power Drift = 0.14 dB

Peak SAR (extrapolated) = 0.133 W/kg

**SAR(1 g) = 0.083 W/kg; SAR(10 g) = 0.053 W/kg**

Maximum value of SAR (measured) = 0.114 W/kg



0 dB = 0.114 W/kg = -9.43 dBW/kg

**Plot 27#: WCDMA Band 2 Mid\_Body Front****DUT: Smart Phone; Type: S300; Serial: CR220943987-SA-S1**

Communication System: Generic WCDMA; Frequency: 1880 MHz; Duty Cycle: 1:1

Medium parameters used:  $f = 1880$  MHz;  $\sigma = 1.423$  S/m;  $\epsilon_r = 39.924$ ;  $\rho = 1000$  kg/m<sup>3</sup>

Phantom section: Flat Section

DASY5 Configuration:

- Probe: EX3DV4 - SN7522; ConvF(7.79, 7.79, 7.79) @ 1880 MHz; Calibrated: 2022/5/6
- Sensor-Surface: 1.4mm (Mechanical Surface Detection)
- Electronics: DAE4 Sn1325; Calibrated: 2022/8/29
- Phantom: SAM 1; Type: QD000P40CC; Serial: TP:1412
- Measurement SW: DASY52, Version 52.10 (2); SEMCAD X Version 14.6.12 (7470)

**Area Scan (61x121x1):** Interpolated grid: dx=1.500 mm, dy=1.500 mm

Maximum value of SAR (interpolated) = 0.270 W/kg

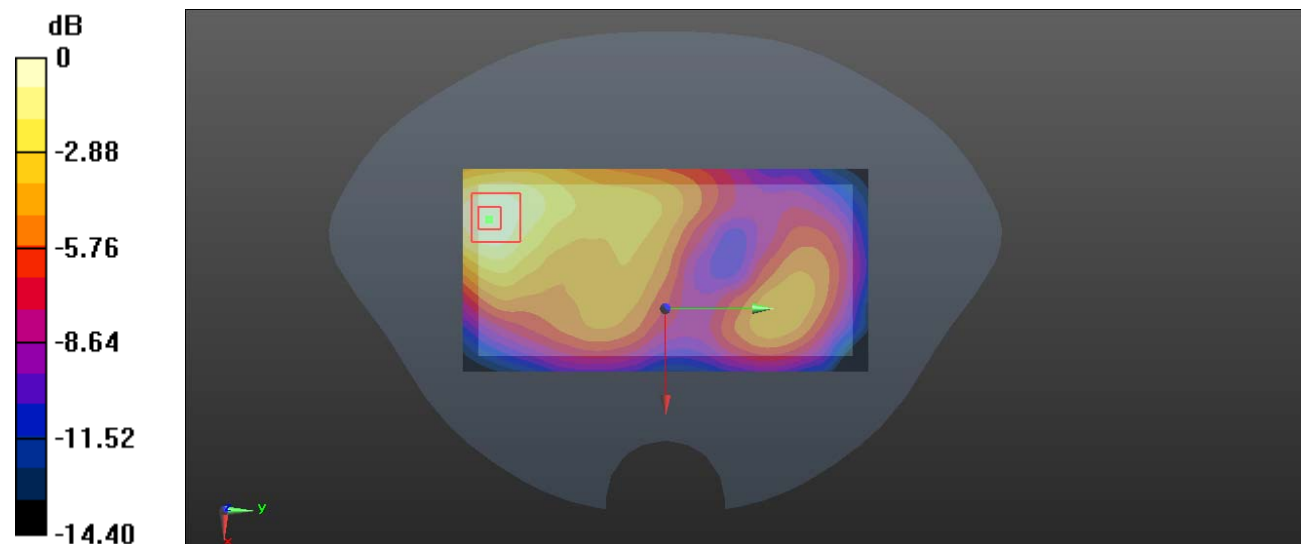
**Zoom Scan (5x5x7)/Cube 0:** Measurement grid: dx=8mm, dy=8mm, dz=5mm

Reference Value = 6.617 V/m; Power Drift = 0.19 dB

Peak SAR (extrapolated) = 0.322 W/kg

**SAR(1 g) = 0.190 W/kg; SAR(10 g) = 0.115 W/kg**

Maximum value of SAR (measured) = 0.274 W/kg



0 dB = 0.274 W/kg = -5.62 dBW/kg

**Plot 28#: WCDMA Band 2 Mid\_Body Back****DUT: Smart Phone; Type: S300; Serial: CR220943987-SA-S1**

Communication System: Generic WCDMA; Frequency: 1880 MHz; Duty Cycle: 1:1

Medium parameters used:  $f = 1880$  MHz;  $\sigma = 1.423$  S/m;  $\epsilon_r = 39.924$ ;  $\rho = 1000$  kg/m<sup>3</sup>

Phantom section: Flat Section

DASY5 Configuration:

- Probe: EX3DV4 - SN7522; ConvF(7.79, 7.79, 7.79) @ 1880 MHz; Calibrated: 2022/5/6
- Sensor-Surface: 1.4mm (Mechanical Surface Detection)
- Electronics: DAE4 Sn1325; Calibrated: 2022/8/29
- Phantom: SAM 1; Type: QD000P40CC; Serial: TP:1412
- Measurement SW: DASY52, Version 52.10 (2); SEMCAD X Version 14.6.12 (7470)

**Area Scan (61x121x1):** Interpolated grid: dx=1.500 mm, dy=1.500 mm

Maximum value of SAR (interpolated) = 0.818 W/kg

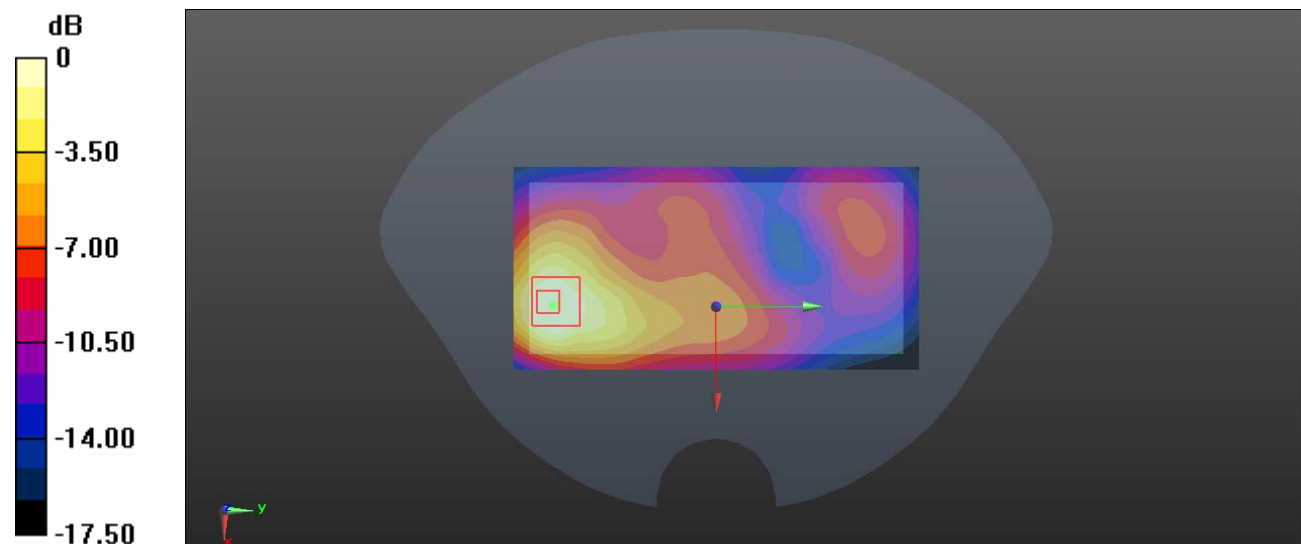
**Zoom Scan (5x5x7)/Cube 0:** Measurement grid: dx=8mm, dy=8mm, dz=5mm

Reference Value = 9.177 V/m; Power Drift = -0.11 dB

Peak SAR (extrapolated) = 0.975 W/kg

**SAR(1 g) = 0.494 W/kg; SAR(10 g) = 0.273 W/kg**

Maximum value of SAR (measured) = 0.743 W/kg



0 dB = 0.743 W/kg = -1.29 dBW/kg

**Plot 29#: WCDMA Band 2 Mid\_Body Left****DUT: Smart Phone; Type: S300; Serial: CR220943987-SA-S1**

Communication System: Generic WCDMA; Frequency: 1880 MHz; Duty Cycle: 1:1

Medium parameters used:  $f = 1880$  MHz;  $\sigma = 1.423$  S/m;  $\epsilon_r = 39.924$ ;  $\rho = 1000$  kg/m<sup>3</sup>

Phantom section: Flat Section

DASY5 Configuration:

- Probe: EX3DV4 - SN7522; ConvF(7.79, 7.79, 7.79) @ 1880 MHz; Calibrated: 2022/5/6
- Sensor-Surface: 1.4mm (Mechanical Surface Detection)
- Electronics: DAE4 Sn1325; Calibrated: 2022/8/29
- Phantom: SAM 1; Type: QD000P40CC; Serial: TP:1412
- Measurement SW: DASY52, Version 52.10 (2); SEMCAD X Version 14.6.12 (7470)

**Area Scan (41x121x1):** Interpolated grid: dx=1.500 mm, dy=1.500 mm

Maximum value of SAR (interpolated) = 0.398 W/kg

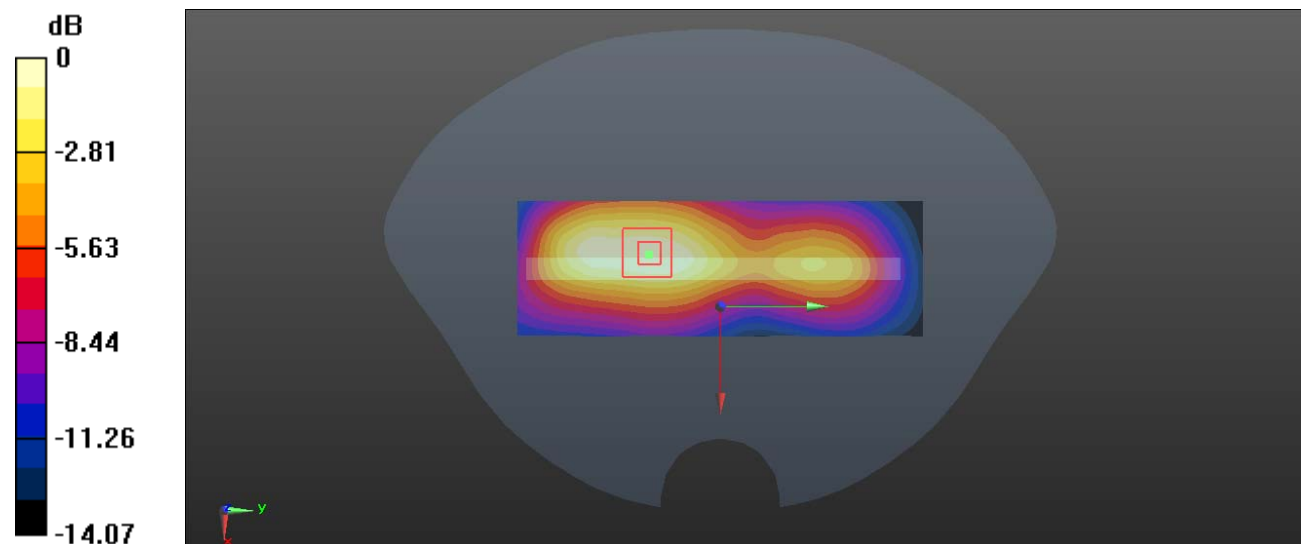
**Zoom Scan (5x5x7)/Cube 0:** Measurement grid: dx=8mm, dy=8mm, dz=5mm

Reference Value = 10.50 V/m; Power Drift = 0.07 dB

Peak SAR (extrapolated) = 0.460 W/kg

**SAR(1 g) = 0.274 W/kg; SAR(10 g) = 0.166 W/kg**

Maximum value of SAR (measured) = 0.392 W/kg



0 dB = 0.392 W/kg = -4.07 dBW/kg

**Plot 30#: WCDMA Band 2 Mid\_Body Right/****DUT: Smart Phone; Type: S300; Serial: CR220943987-SA-S1**

Communication System: Generic WCDMA; Frequency: 1880 MHz; Duty Cycle: 1:1

Medium parameters used:  $f = 1880$  MHz;  $\sigma = 1.423$  S/m;  $\epsilon_r = 39.924$ ;  $\rho = 1000$  kg/m<sup>3</sup>

Phantom section: Flat Section

DASY5 Configuration:

- Probe: EX3DV4 - SN7522; ConvF(7.79, 7.79, 7.79) @ 1880 MHz; Calibrated: 2022/5/6
- Sensor-Surface: 1.4mm (Mechanical Surface Detection)
- Electronics: DAE4 Sn1325; Calibrated: 2022/8/29
- Phantom: SAM 1; Type: QD000P40CC; Serial: TP:1412
- Measurement SW: DASY52, Version 52.10 (2); SEMCAD X Version 14.6.12 (7470)

**Area Scan (41x121x1):** Interpolated grid: dx=1.500 mm, dy=1.500 mm

Maximum value of SAR (interpolated) = 0.0991 W/kg

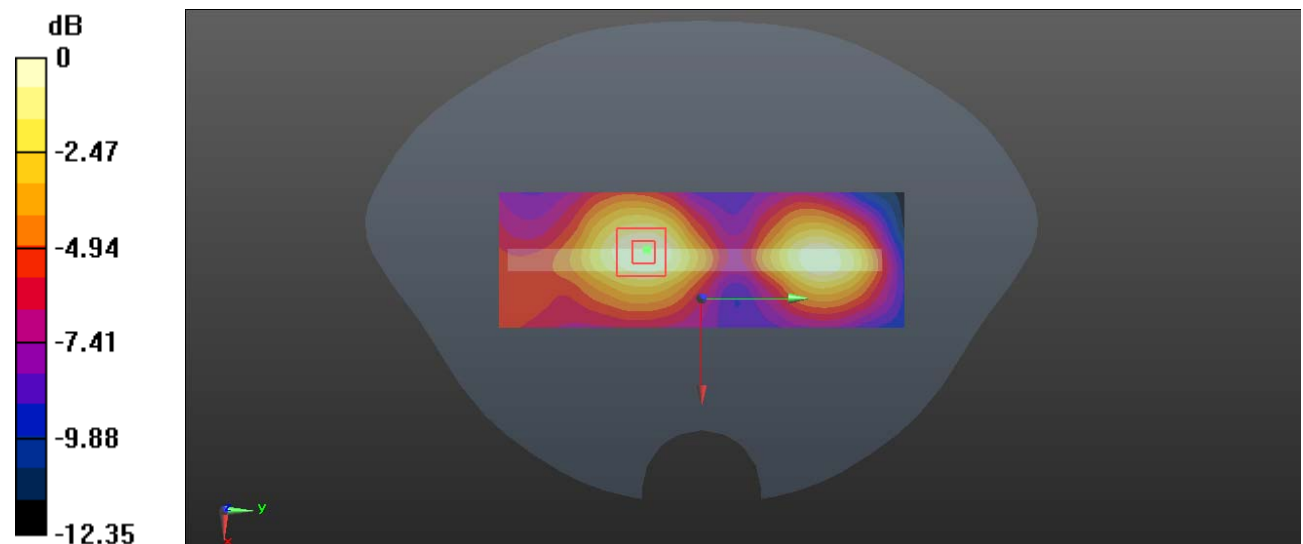
**Zoom Scan (5x5x7)/Cube 0:** Measurement grid: dx=8mm, dy=8mm, dz=5mm

Reference Value = 4.785 V/m; Power Drift = 0.16 dB

Peak SAR (extrapolated) = 0.111 W/kg

**SAR(1 g) = 0.066 W/kg; SAR(10 g) = 0.041 W/kg**

Maximum value of SAR (measured) = 0.0941 W/kg



0 dB = 0.0941 W/kg = -10.26 dBW/kg

**Plot 30#: WCDMA Band 2 Mid\_Body Bottom****DUT: Smart Phone; Type: S300; Serial: CR220943987-SA-S1**

Communication System: Generic WCDMA; Frequency: 1880 MHz; Duty Cycle: 1:1

Medium parameters used:  $f = 1880$  MHz;  $\sigma = 1.423$  S/m;  $\epsilon_r = 39.924$ ;  $\rho = 1000$  kg/m<sup>3</sup>

Phantom section: Flat Section

DASY5 Configuration:

- Probe: EX3DV4 - SN7522; ConvF(7.79, 7.79, 7.79) @ 1880 MHz; Calibrated: 2022/5/6
- Sensor-Surface: 1.4mm (Mechanical Surface Detection)
- Electronics: DAE4 Sn1325; Calibrated: 2022/8/29
- Phantom: SAM 1; Type: QD000P40CC; Serial: TP:1412
- Measurement SW: DASY52, Version 52.10 (2); SEMCAD X Version 14.6.12 (7470)

**Area Scan (41x61x1):** Interpolated grid: dx=1.500 mm, dy=1.500 mm

Maximum value of SAR (interpolated) = 0.536 W/kg

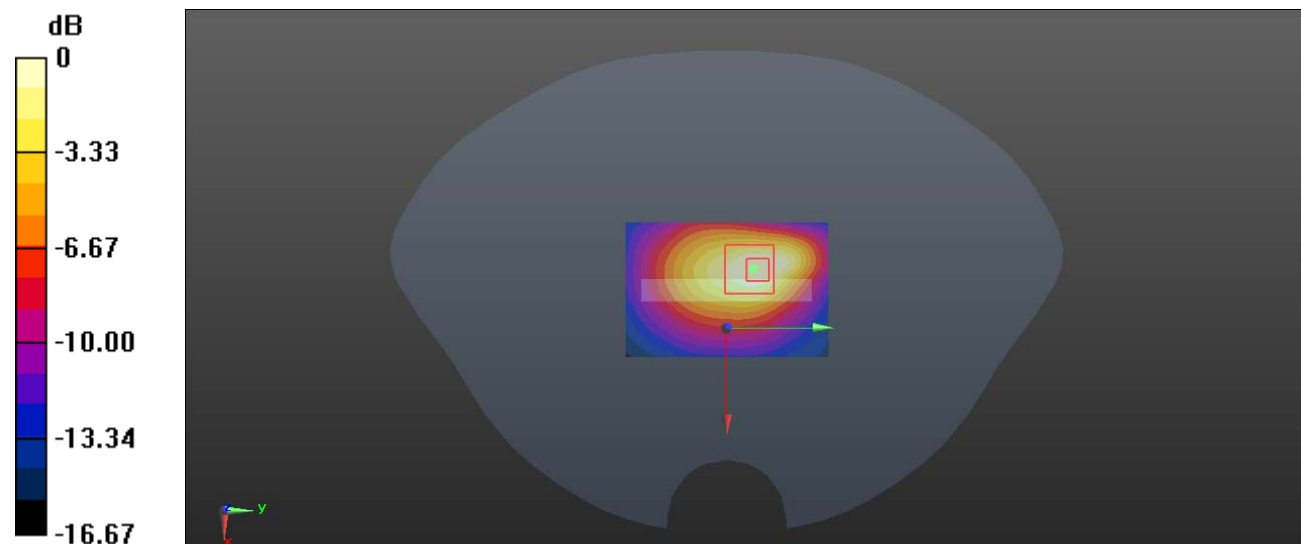
**Zoom Scan (5x5x7)/Cube 0:** Measurement grid: dx=8mm, dy=8mm, dz=5mm

Reference Value = 12.65 V/m; Power Drift = 0.08 dB

Peak SAR (extrapolated) = 0.602 W/kg

**SAR(1 g) = 0.314 W/kg; SAR(10 g) = 0.169 W/kg**

Maximum value of SAR (measured) = 0.480 W/kg



0 dB = 0.480 W/kg = -3.19 dBW/kg

**Plot 32#: WCDMA Band 5 Mid\_ Head Left Cheek****DUT: Smart Phone; Type: S300; Serial: CR220943987-SA-S1**

Communication System:Generic WCDMA; Frequency: 836.6 MHz;Duty Cycle: 1:1

Medium parameters used:  $f = 836.6$  MHz;  $\sigma = 0.913$  S/m;  $\epsilon_r = 41.476$ ;  $\rho = 1000$  kg/m<sup>3</sup>

Phantom section: Left Section

DASY5 Configuration:

- Probe: EX3DV4 - SN7522; ConvF(9.7, 9.7, 9.7) @ 836.6 MHz; Calibrated: 2022/5/6
- Sensor-Surface: 1.4mm (Mechanical Surface Detection)
- Electronics: DAE4 Sn1325; Calibrated: 2022/8/29
- Phantom: SAM 1; Type: QD000P40CC; Serial: TP:1412
- Measurement SW: DASY52, Version 52.10 (2); SEMCAD X Version 14.6.12 (7470)

**Area Scan (61x91x1):** Interpolated grid: dx=1.500 mm, dy=1.500 mm

Maximum value of SAR (interpolated) = 0.100 W/kg

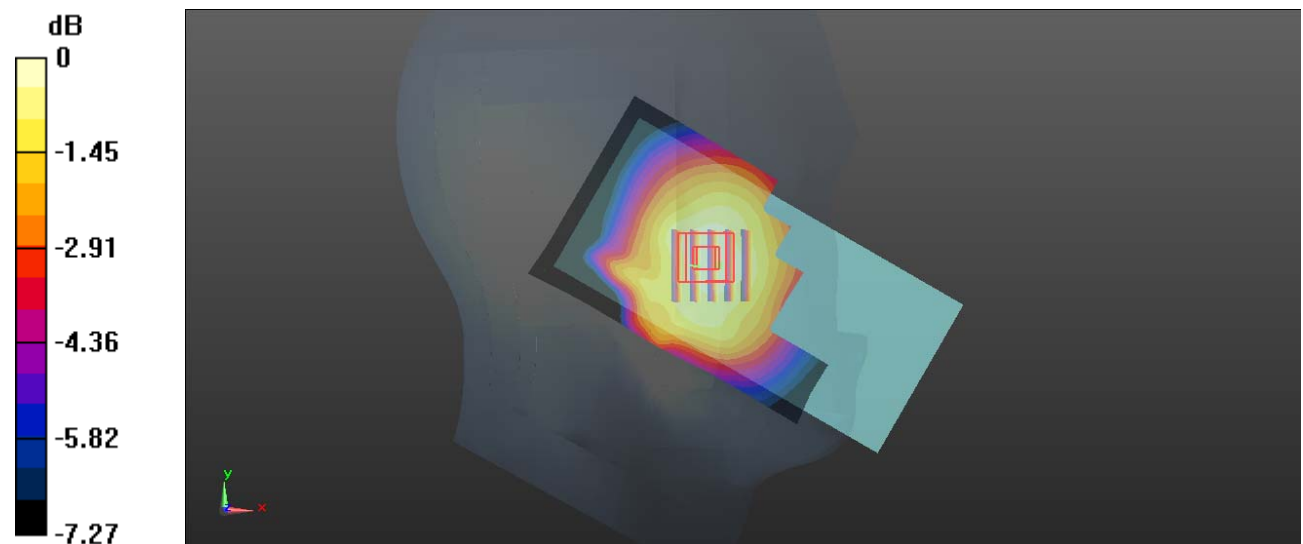
**Zoom Scan (5x5x7)/Cube 0:** Measurement grid: dx=8mm, dy=8mm, dz=5mm

Reference Value = 2.569 V/m; Power Drift = 0.02 dB

Peak SAR (extrapolated) = 0.111 W/kg

**SAR(1 g) = 0.084 W/kg; SAR(10 g) = 0.067 W/kg**

Maximum value of SAR (measured) = 0.101 W/kg



0 dB = 0.101 W/kg = -9.96 dBW/kg



**Plot 33#: WCDMA Band 5 Mid\_ Head Left Tilt****DUT: Smart Phone; Type: S300; Serial: CR220943987-SA-S1**

Communication System:Generic WCDMA; Frequency: 836.6 MHz;Duty Cycle: 1:1

Medium parameters used:  $f = 836.6$  MHz;  $\sigma = 0.913$  S/m;  $\epsilon_r = 41.476$ ;  $\rho = 1000$  kg/m<sup>3</sup>

Phantom section: Left Section

DASY5 Configuration:

- Probe: EX3DV4 - SN7522; ConvF(9.7, 9.7, 9.7) @ 836.6 MHz; Calibrated: 2022/5/6
- Sensor-Surface: 1.4mm (Mechanical Surface Detection)
- Electronics: DAE4 Sn1325; Calibrated: 2022/8/29
- Phantom: SAM 1; Type: QD000P40CC; Serial: TP:1412
- Measurement SW: DASY52, Version 52.10 (2); SEMCAD X Version 14.6.12 (7470)

**Area Scan (61x101x1):** Interpolated grid: dx=1.500 mm, dy=1.500 mm

Maximum value of SAR (interpolated) = 0.0596 W/kg

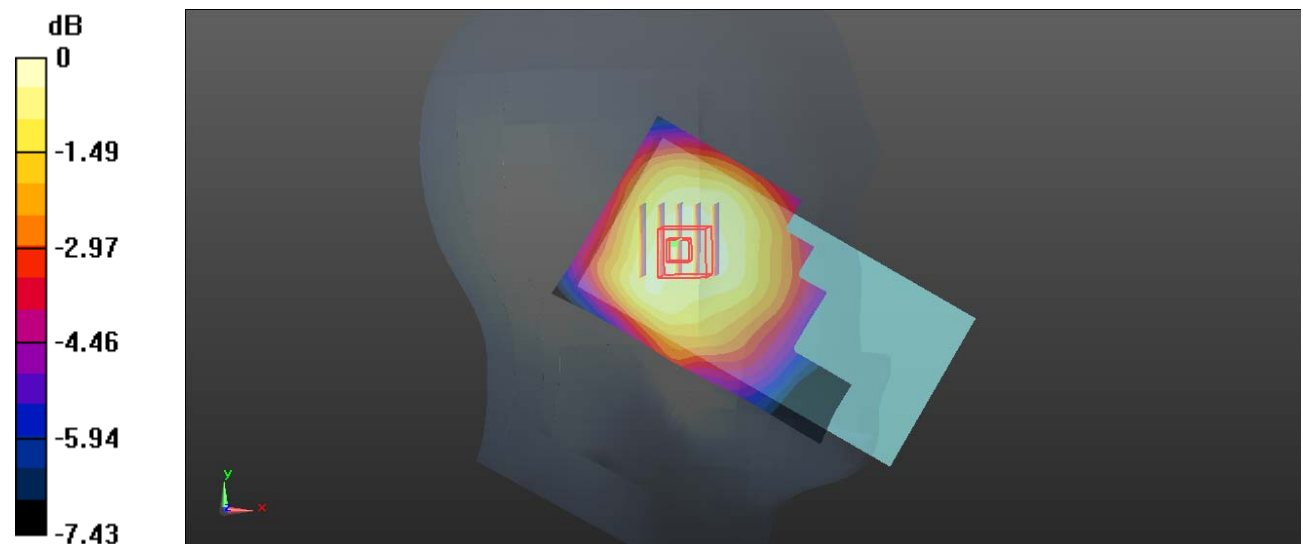
**Zoom Scan (5x5x7)/Cube 0:** Measurement grid: dx=8mm, dy=8mm, dz=5mm

Reference Value = 5.533 V/m; Power Drift = 0.15 dB

Peak SAR (extrapolated) = 0.0660 W/kg

**SAR(1 g) = 0.052 W/kg; SAR(10 g) = 0.042 W/kg**

Maximum value of SAR (measured) = 0.0613 W/kg



0 dB = 0.0613 W/kg = -12.13 dBW/kg

**Plot 34#: WCDMA Band 5 Mid\_ Head Right Cheek****DUT: Smart Phone; Type: S300; Serial: CR220943987-SA-S1**

Communication System:Generic WCDMA; Frequency: 836.6 MHz;Duty Cycle: 1:1

Medium parameters used:  $f = 836.6$  MHz;  $\sigma = 0.913$  S/m;  $\epsilon_r = 41.476$ ;  $\rho = 1000$  kg/m<sup>3</sup>

Phantom section: Right Section

DASY5 Configuration:

- Probe: EX3DV4 - SN7522; ConvF(9.7, 9.7, 9.7) @ 836.6 MHz; Calibrated: 2022/5/6
- Sensor-Surface: 1.4mm (Mechanical Surface Detection)
- Electronics: DAE4 Sn1325; Calibrated: 2022/8/29
- Phantom: SAM 1; Type: QD000P40CC; Serial: TP:1412
- Measurement SW: DASY52, Version 52.10 (2); SEMCAD X Version 14.6.12 (7470)

**Area Scan (61x111x1):** Interpolated grid: dx=1.500 mm, dy=1.500 mm

Maximum value of SAR (interpolated) = 0.116 W/kg


**Zoom Scan (5x5x7)/Cube 0:** Measurement grid: dx=8mm, dy=8mm, dz=5mm

Reference Value = 3.289 V/m; Power Drift = 0.12 dB

Peak SAR (extrapolated) = 0.138 W/kg

**SAR(1 g) = 0.094 W/kg; SAR(10 g) = 0.074 W/kg**

Maximum value of SAR (measured) = 0.122 W/kg



0 dB = 0.122 W/kg = -9.14 dBW/kg

**Plot 35#: WCDMA Band 5 Mid\_ Head Right Tilt****DUT: Smart Phone; Type: S300; Serial: CR220943987-SA-S1**

Communication System: Generic WCDMA; Frequency: 836.6 MHz; Duty Cycle: 1:1

Medium parameters used:  $f = 836.6$  MHz;  $\sigma = 0.913$  S/m;  $\epsilon_r = 41.476$ ;  $\rho = 1000$  kg/m<sup>3</sup>

Phantom section: Right Section

DASY5 Configuration:

- Probe: EX3DV4 - SN7522; ConvF(9.7, 9.7, 9.7) @ 836.6 MHz; Calibrated: 2022/5/6
- Sensor-Surface: 1.4mm (Mechanical Surface Detection)
- Electronics: DAE4 Sn1325; Calibrated: 2022/8/29
- Phantom: SAM 1; Type: QD000P40CC; Serial: TP:1412
- Measurement SW: DASY52, Version 52.10 (2); SEMCAD X Version 14.6.12 (7470)

**Area Scan (61x91x1):** Interpolated grid: dx=1.500 mm, dy=1.500 mm

Maximum value of SAR (interpolated) = 0.0602 W/kg


**Zoom Scan (5x5x7)/Cube 0:** Measurement grid: dx=8mm, dy=8mm, dz=5mm

Reference Value = 5.167 V/m; Power Drift = 0.08 dB

Peak SAR (extrapolated) = 0.0700 W/kg

**SAR(1 g) = 0.051 W/kg; SAR(10 g) = 0.040 W/kg**

Maximum value of SAR (measured) = 0.0625 W/kg



**Plot 36#: WCDMA Band 5 Mid\_Body Front****DUT: Smart Phone; Type: S300; Serial: CR220943987-SA-S1**

Communication System:Generic WCDMA; Frequency: 836.6 MHz;Duty Cycle: 1:1

Medium parameters used:  $f = 836.6$  MHz;  $\sigma = 0.913$  S/m;  $\epsilon_r = 41.476$ ;  $\rho = 1000$  kg/m<sup>3</sup>

Phantom section: Flat Section

DASY5 Configuration:

- Probe: EX3DV4 - SN7522; ConvF(9.7, 9.7, 9.7) @ 836.6 MHz; Calibrated: 2022/5/6
- Sensor-Surface: 1.4mm (Mechanical Surface Detection)
- Electronics: DAE4 Sn1325; Calibrated: 2022/8/29
- Phantom: SAM 1; Type: QD000P40CC; Serial: TP:1412
- Measurement SW: DASY52, Version 52.10 (2); SEMCAD X Version 14.6.12 (7470)

**Area Scan (61x121x1):** Interpolated grid: dx=1.500 mm, dy=1.500 mm

Maximum value of SAR (interpolated) = 0.111 W/kg

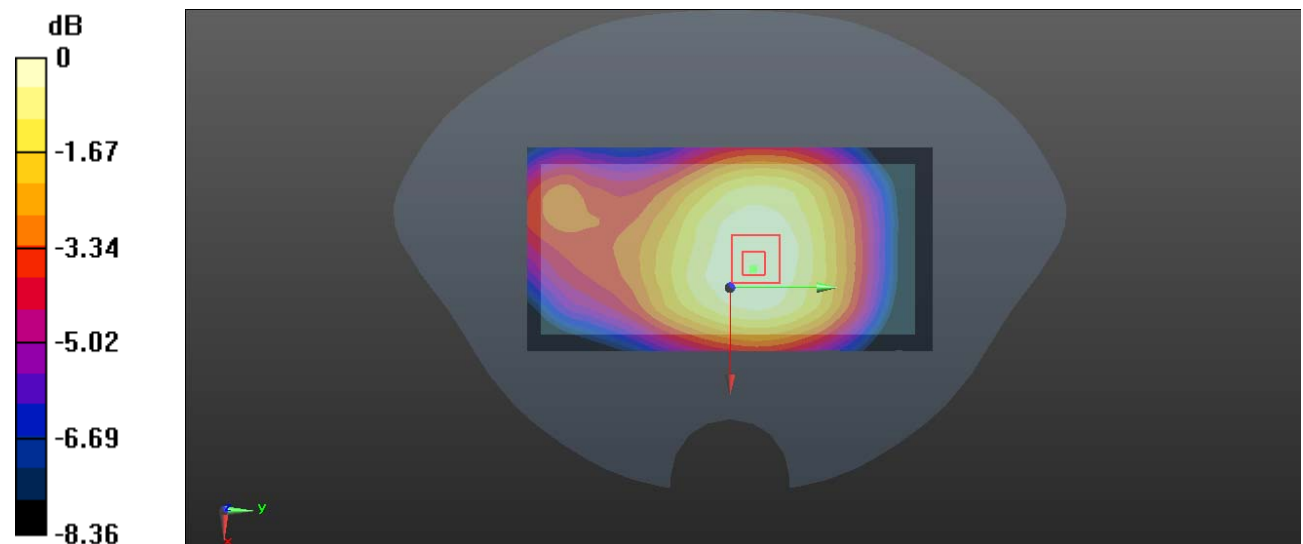
**Zoom Scan (5x5x7)/Cube 0:** Measurement grid: dx=8mm, dy=8mm, dz=5mm

Reference Value = 9.765 V/m; Power Drift = 0.08 dB

Peak SAR (extrapolated) = 0.123 W/kg

**SAR(1 g) = 0.090 W/kg; SAR(10 g) = 0.068 W/kg**

Maximum value of SAR (measured) = 0.111 W/kg



0 dB = 0.111 W/kg = -9.55 dBW/kg

**Plot 37#: WCDMA Band 5 Mid\_Body Back****DUT: Smart Phone; Type: S300; Serial: CR220943987-SA-S1**

Communication System:Generic WCDMA; Frequency: 836.6 MHz;Duty Cycle: 1:1

Medium parameters used:  $f = 836.6$  MHz;  $\sigma = 0.913$  S/m;  $\epsilon_r = 41.476$ ;  $\rho = 1000$  kg/m<sup>3</sup>

Phantom section: Flat Section

DASY5 Configuration:

- Probe: EX3DV4 - SN7522; ConvF(9.7, 9.7, 9.7) @ 836.6 MHz; Calibrated: 2022/5/6
- Sensor-Surface: 1.4mm (Mechanical Surface Detection)
- Electronics: DAE4 Sn1325; Calibrated: 2022/8/29
- Phantom: SAM 1; Type: QD000P40CC; Serial: TP:1412
- Measurement SW: DASY52, Version 52.10 (2); SEMCAD X Version 14.6.12 (7470)

**Area Scan (61x121x1):** Interpolated grid: dx=1.500 mm, dy=1.500 mm

Maximum value of SAR (interpolated) = 0.196 W/kg

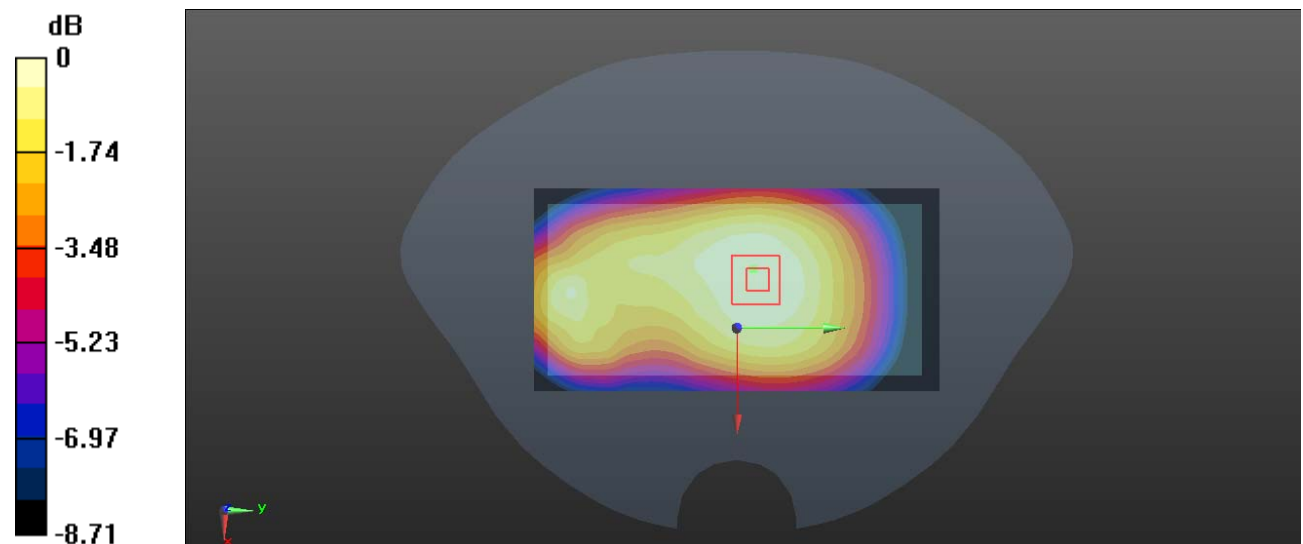
**Zoom Scan (5x5x7)/Cube 0:** Measurement grid: dx=8mm, dy=8mm, dz=5mm

Reference Value = 13.11 V/m; Power Drift = -0.03 dB

Peak SAR (extrapolated) = 0.217 W/kg

**SAR(1 g) = 0.157 W/kg; SAR(10 g) = 0.118 W/kg**

Maximum value of SAR (measured) = 0.194 W/kg



0 dB = 0.194 W/kg = -7.12 dBW/kg

**Plot 38#: WCDMA Band 5 Mid\_Body Left****DUT: Smart Phone; Type: S300; Serial: CR220943987-SA-S1**

Communication System:Generic WCDMA; Frequency: 836.6 MHz;Duty Cycle: 1:1

Medium parameters used:  $f = 836.6$  MHz;  $\sigma = 0.913$  S/m;  $\epsilon_r = 41.476$ ;  $\rho = 1000$  kg/m<sup>3</sup>

Phantom section: Flat Section

DASY5 Configuration:

- Probe: EX3DV4 - SN7522; ConvF(9.7, 9.7, 9.7) @ 836.6 MHz; Calibrated: 2022/5/6
- Sensor-Surface: 1.4mm (Mechanical Surface Detection)
- Electronics: DAE4 Sn1325; Calibrated: 2022/8/29
- Phantom: SAM 1; Type: QD000P40CC; Serial: TP:1412
- Measurement SW: DASY52, Version 52.10 (2); SEMCAD X Version 14.6.12 (7470)

**Area Scan (41x121x1):** Interpolated grid: dx=1.500 mm, dy=1.500 mm

Maximum value of SAR (interpolated) = 0.0945 W/kg

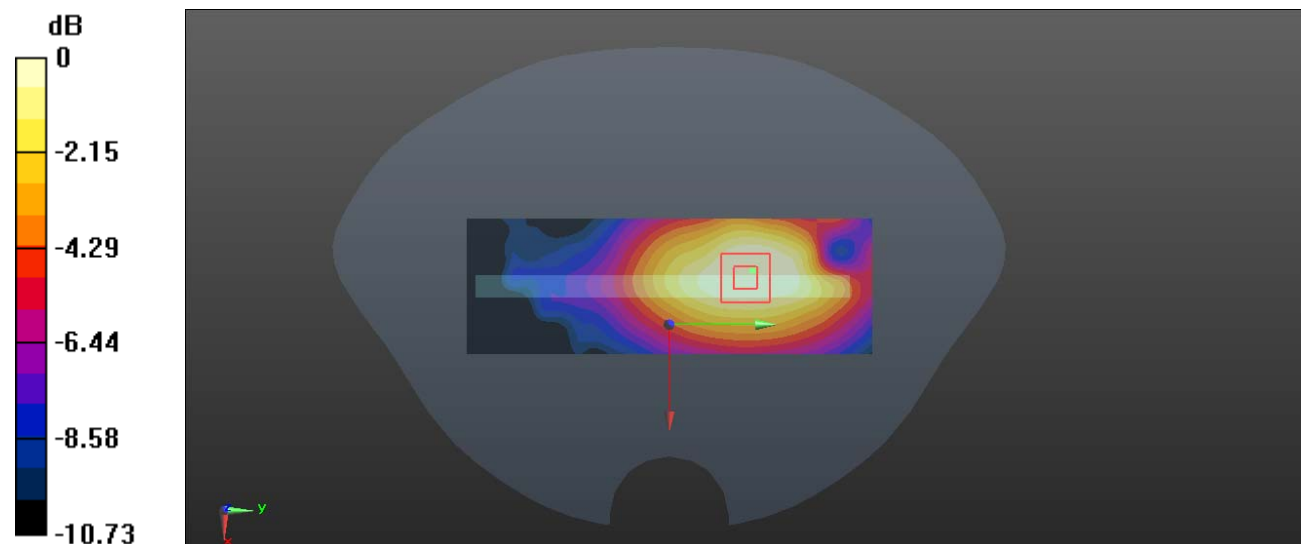
**Zoom Scan (5x5x7)/Cube 0:** Measurement grid: dx=8mm, dy=8mm, dz=5mm

Reference Value = 6.808 V/m; Power Drift = 0.13 dB

Peak SAR (extrapolated) = 0.100 W/kg

**SAR(1 g) = 0.066 W/kg; SAR(10 g) = 0.046 W/kg**

Maximum value of SAR (measured) = 0.0849 W/kg



0 dB = 0.0849 W/kg = -10.71 dBW/kg

**Plot 39#: WCDMA Band 5 Mid\_Body Right****DUT: Smart Phone; Type: S300; Serial: CR220943987-SA-S1**

Communication System:Generic WCDMA; Frequency: 836.6 MHz;Duty Cycle: 1:1

Medium parameters used:  $f = 836.6$  MHz;  $\sigma = 0.913$  S/m;  $\epsilon_r = 41.476$ ;  $\rho = 1000$  kg/m<sup>3</sup>

Phantom section: Flat Section

DASY5 Configuration:

- Probe: EX3DV4 - SN7522; ConvF(9.7, 9.7, 9.7) @ 836.6 MHz; Calibrated: 2022/5/6
- Sensor-Surface: 1.4mm (Mechanical Surface Detection)
- Electronics: DAE4 Sn1325; Calibrated: 2022/8/29
- Phantom: SAM 1; Type: QD000P40CC; Serial: TP:1412
- Measurement SW: DASY52, Version 52.10 (2); SEMCAD X Version 14.6.12 (7470)

**Area Scan (41x121x1):** Interpolated grid: dx=1.500 mm, dy=1.500 mm

Maximum value of SAR (interpolated) = 0.148 W/kg

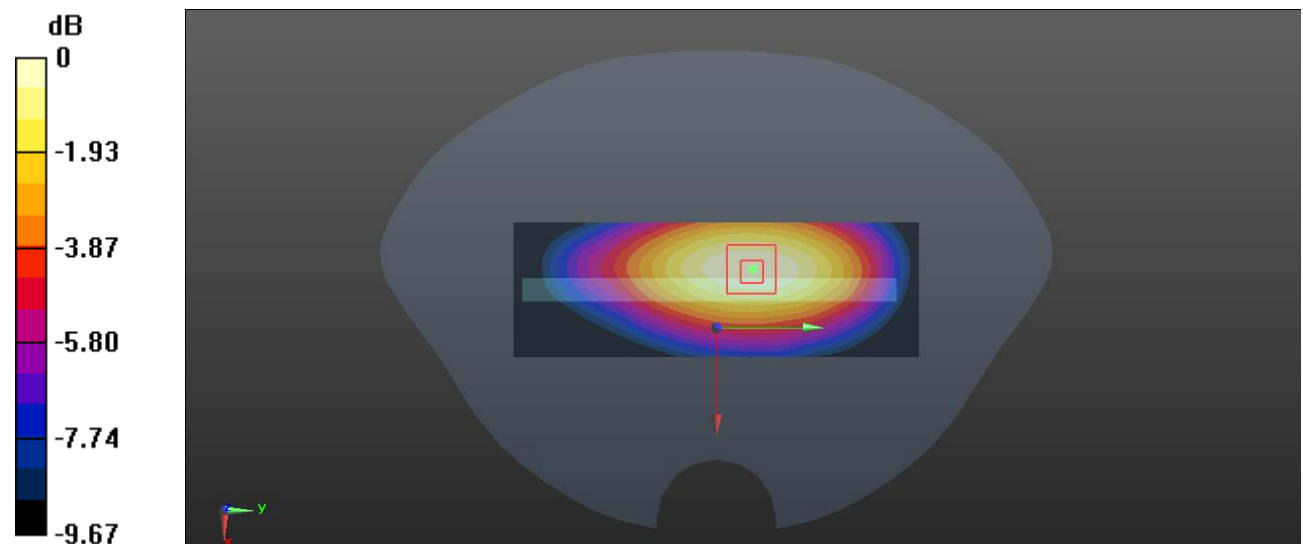
**Zoom Scan (5x5x7)/Cube 0:** Measurement grid: dx=8mm, dy=8mm, dz=5mm

Reference Value = 10.16 V/m; Power Drift = 0.11 dB

Peak SAR (extrapolated) = 0.173 W/kg

**SAR(1 g) = 0.112 W/kg; SAR(10 g) = 0.076 W/kg**

Maximum value of SAR (measured) = 0.150 W/kg



0 dB = 0.150 W/kg = -8.24 dBW/kg

**Plot 40#: WCDMA Band 5 Mid\_Body Bottom****DUT: Smart Phone; Type: S300; Serial: CR220943987-SA-S1**

Communication System:Generic WCDMA; Frequency: 836.6 MHz;Duty Cycle: 1:1

Medium parameters used:  $f = 836.6$  MHz;  $\sigma = 0.913$  S/m;  $\epsilon_r = 41.476$ ;  $\rho = 1000$  kg/m<sup>3</sup>

Phantom section: Flat Section

DASY5 Configuration:

- Probe: EX3DV4 - SN7522; ConvF(9.7, 9.7, 9.7) @ 836.6 MHz; Calibrated: 2022/5/6
- Sensor-Surface: 1.4mm (Mechanical Surface Detection)
- Electronics: DAE4 Sn1325; Calibrated: 2022/8/29
- Phantom: SAM 1; Type: QD000P40CC; Serial: TP:1412
- Measurement SW: DASY52, Version 52.10 (2); SEMCAD X Version 14.6.12 (7470)

**Area Scan (51x61x1):** Interpolated grid: dx=1.500 mm, dy=1.500 mm

Maximum value of SAR (interpolated) = 0.0594 W/kg

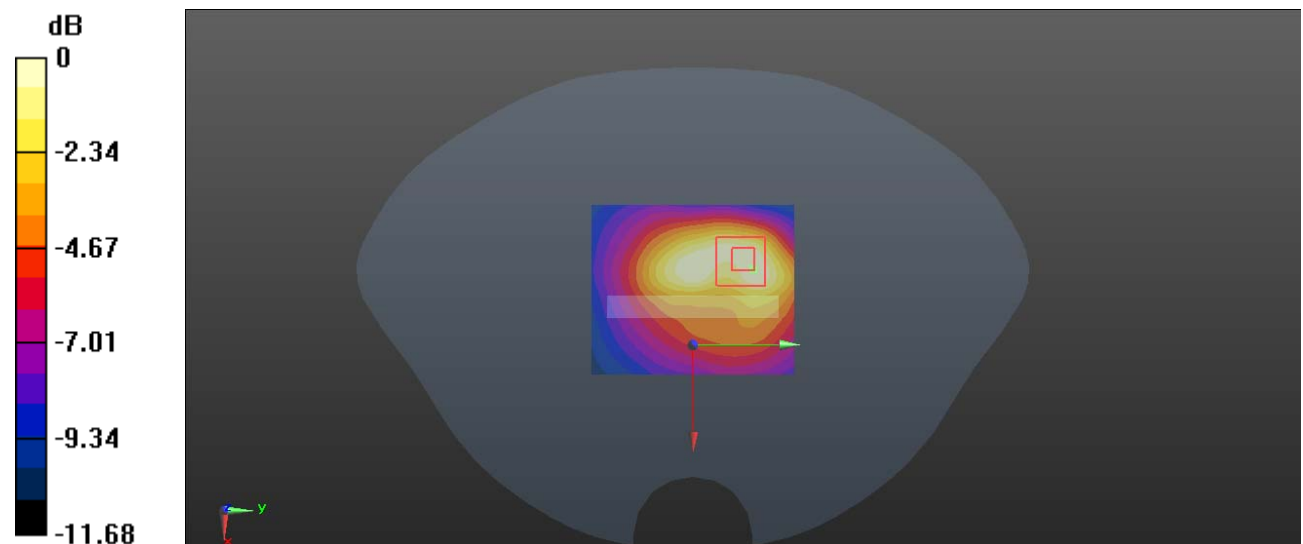
**Zoom Scan (5x5x7)/Cube 0:** Measurement grid: dx=8mm, dy=8mm, dz=5mm

Reference Value = 4.458 V/m; Power Drift = 0.04 dB

Peak SAR (extrapolated) = 0.0770 W/kg

**SAR(1 g) = 0.037 W/kg; SAR(10 g) = 0.022 W/kg**

Maximum value of SAR (measured) = 0.0568 W/kg



0 dB = 0.0568 W/kg = -12.46 dBW/kg



**Plot 41#: LTE Band 2 1RB Mid \_ Head Left Cheek****DUT: Smart Phone; Type: S300; Serial: CR220943987-SA-S1**

Communication System: Generic FDD-LTE; Frequency: 1880 MHz; Duty Cycle: 1:1

Medium parameters used:  $f = 1880$  MHz;  $\sigma = 1.423$  S/m;  $\epsilon_r = 39.924$ ;  $\rho = 1000$  kg/m<sup>3</sup>

Phantom section: Left Section

DASY5 Configuration:

- Probe: EX3DV4 - SN7522; ConvF(7.79, 7.79, 7.79) @ 1880 MHz; Calibrated: 2022/5/6
- Sensor-Surface: 1.4mm (Mechanical Surface Detection)
- Electronics: DAE4 Sn1325; Calibrated: 2022/8/29
- Phantom: SAM 1; Type: QD000P40CC; Serial: TP:1412
- Measurement SW: DASY52, Version 52.10 (2); SEMCAD X Version 14.6.12 (7470)

**Area Scan (61x101x1):** Interpolated grid: dx=1.500 mm, dy=1.500 mm

Maximum value of SAR (interpolated) = 0.278 W/kg


**Zoom Scan (5x5x7)/Cube 0:** Measurement grid: dx=8mm, dy=8mm, dz=5mm

Reference Value = 6.228 V/m; Power Drift = 0.18 dB

Peak SAR (extrapolated) = 0.297 W/kg

**SAR(1 g) = 0.214 W/kg; SAR(10 g) = 0.143 W/kg**

Maximum value of SAR (measured) = 0.271 W/kg



0 dB = 0.271 W/kg = -5.67 dBW/kg

**Plot 42#: LTE Band 2 50%RB Mid \_ Head Left Cheek****DUT: Smart Phone; Type: S300; Serial: CR220943987-SA-S1**

Communication System: Generic FDD-LTE; Frequency: 1880 MHz; Duty Cycle: 1:1

Medium parameters used:  $f = 1880$  MHz;  $\sigma = 1.423$  S/m;  $\epsilon_r = 39.924$ ;  $\rho = 1000$  kg/m<sup>3</sup>

Phantom section: Left Section

DASY5 Configuration:

- Probe: EX3DV4 - SN7522; ConvF(7.79, 7.79, 7.79) @ 1880 MHz; Calibrated: 2022/5/6
- Sensor-Surface: 1.4mm (Mechanical Surface Detection)
- Electronics: DAE4 Sn1325; Calibrated: 2022/8/29
- Phantom: SAM 1; Type: QD000P40CC; Serial: TP:1412
- Measurement SW: DASY52, Version 52.10 (2); SEMCAD X Version 14.6.12 (7470)

**Area Scan (61x101x1):** Interpolated grid: dx=1.500 mm, dy=1.500 mm

Maximum value of SAR (interpolated) = 0.215 W/kg


**Zoom Scan (5x5x7)/Cube 0:** Measurement grid: dx=8mm, dy=8mm, dz=5mm

Reference Value = 5.437 V/m; Power Drift = 0.14 dB

Peak SAR (extrapolated) = 0.240 W/kg

**SAR(1 g) = 0.176 W/kg; SAR(10 g) = 0.117 W/kg**

Maximum value of SAR (measured) = 0.222 W/kg



0 dB = 0.222 W/kg = -6.54 dBW/kg

**Plot 43#: LTE Band 2 1RB Mid \_ Head Left Tilt****DUT: Smart Phone; Type: S300; Serial: CR220943987-SA-S1**

Communication System: Generic FDD-LTE; Frequency: 1880 MHz; Duty Cycle: 1:1

Medium parameters used:  $f = 1880$  MHz;  $\sigma = 1.423$  S/m;  $\epsilon_r = 39.924$ ;  $\rho = 1000$  kg/m<sup>3</sup>

Phantom section: Left Section

DASY5 Configuration:

- Probe: EX3DV4 - SN7522; ConvF(7.79, 7.79, 7.79) @ 1880 MHz; Calibrated: 2022/5/6
- Sensor-Surface: 1.4mm (Mechanical Surface Detection)
- Electronics: DAE4 Sn1325; Calibrated: 2022/8/29
- Phantom: SAM 1; Type: QD000P40CC; Serial: TP:1412
- Measurement SW: DASY52, Version 52.10 (2); SEMCAD X Version 14.6.12 (7470)

**Area Scan (61x101x1):** Interpolated grid: dx=1.500 mm, dy=1.500 mm

Maximum value of SAR (interpolated) = 0.166 W/kg

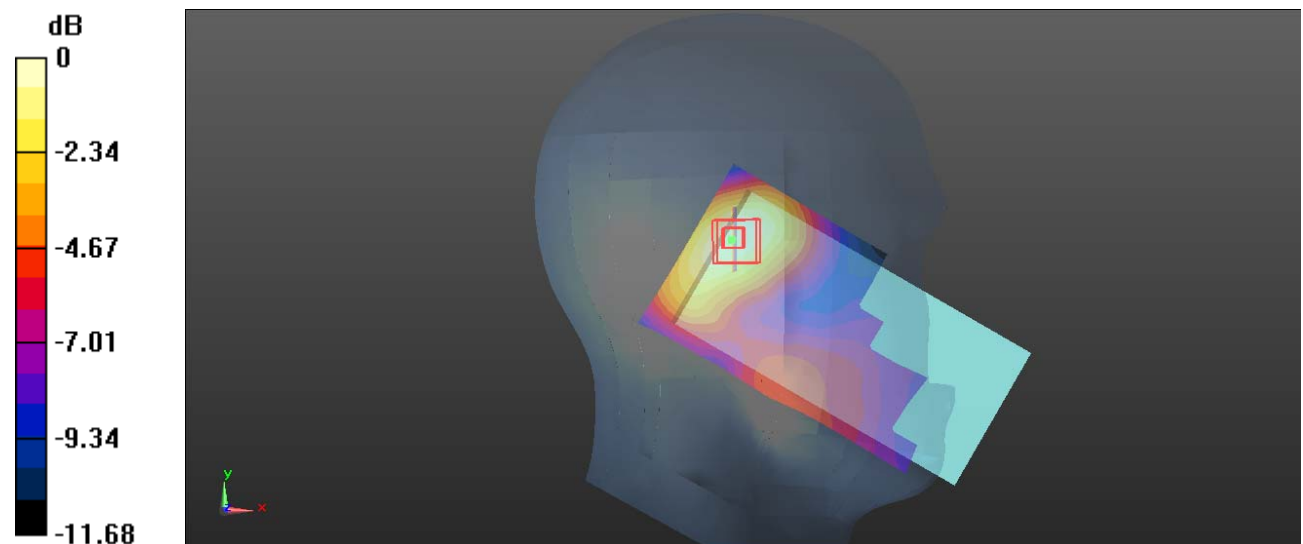
**Zoom Scan (5x5x7)/Cube 0:** Measurement grid: dx=8mm, dy=8mm, dz=5mm

Reference Value = 9.317 V/m; Power Drift = -0.01 dB

Peak SAR (extrapolated) = 0.180 W/kg

**SAR(1 g) = 0.121 W/kg; SAR(10 g) = 0.079 W/kg**

Maximum value of SAR (measured) = 0.160 W/kg



0 dB = 0.160 W/kg = -7.96 dBW/kg

**Plot 44#: LTE Band 2 50%RB Mid \_ Head Left Tilt****DUT: Smart Phone; Type: S300; Serial: CR220943987-SA-S1**

Communication System: Generic FDD-LTE; Frequency: 1880 MHz; Duty Cycle: 1:1

Medium parameters used:  $f = 1880$  MHz;  $\sigma = 1.423$  S/m;  $\epsilon_r = 39.924$ ;  $\rho = 1000$  kg/m<sup>3</sup>

Phantom section: Left Section

DASY5 Configuration:

- Probe: EX3DV4 - SN7522; ConvF(7.79, 7.79, 7.79) @ 1880 MHz; Calibrated: 2022/5/6
- Sensor-Surface: 1.4mm (Mechanical Surface Detection)
- Electronics: DAE4 Sn1325; Calibrated: 2022/8/29
- Phantom: SAM 1; Type: QD000P40CC; Serial: TP:1412
- Measurement SW: DASY52, Version 52.10 (2); SEMCAD X Version 14.6.12 (7470)

**Area Scan (61x101x1):** Interpolated grid: dx=1.500 mm, dy=1.500 mm

Maximum value of SAR (interpolated) = 0.129 W/kg

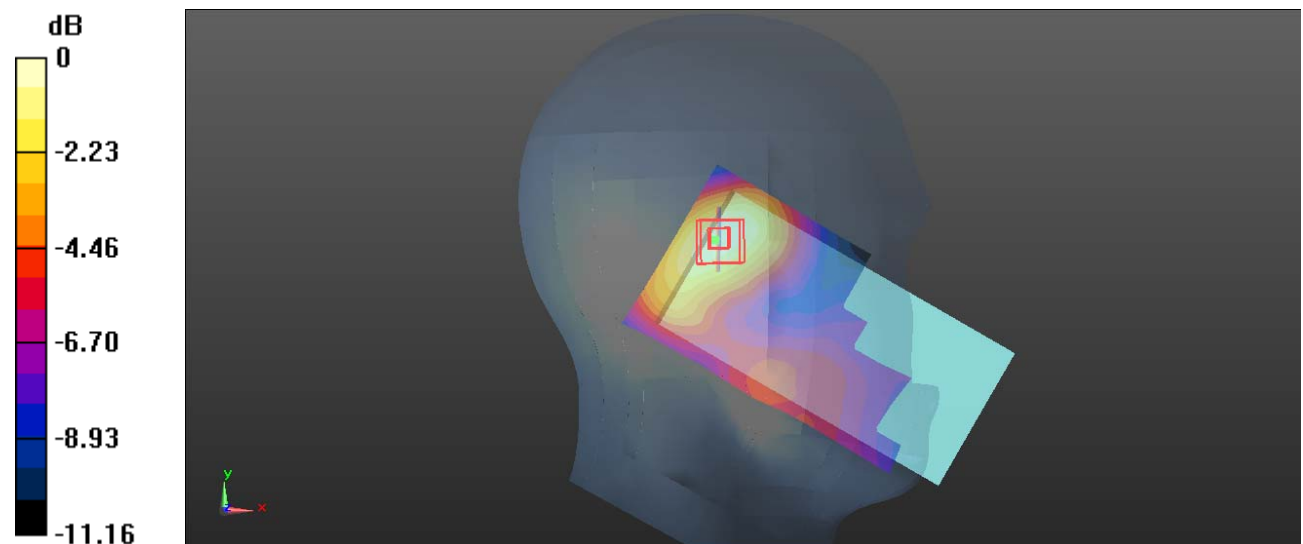
**Zoom Scan (5x5x7)/Cube 0:** Measurement grid: dx=8mm, dy=8mm, dz=5mm

Reference Value = 8.301 V/m; Power Drift = 0.10 dB

Peak SAR (extrapolated) = 0.144 W/kg

**SAR(1 g) = 0.097 W/kg; SAR(10 g) = 0.065 W/kg**

Maximum value of SAR (measured) = 0.127 W/kg



0 dB = 0.127 W/kg = -8.96 dBW/kg

**Plot 45#: LTE Band 2 1RB Mid \_ Head Right Cheek****DUT: Smart Phone; Type: S300; Serial: CR220943987-SA-S1**

Communication System: Generic FDD-LTE; Frequency: 1880 MHz; Duty Cycle: 1:1

Medium parameters used:  $f = 1880$  MHz;  $\sigma = 1.423$  S/m;  $\epsilon_r = 39.924$ ;  $\rho = 1000$  kg/m<sup>3</sup>

Phantom section: Right Section

DASY5 Configuration:

- Probe: EX3DV4 - SN7522; ConvF(7.79, 7.79, 7.79) @ 1880 MHz; Calibrated: 2022/5/6
- Sensor-Surface: 1.4mm (Mechanical Surface Detection)
- Electronics: DAE4 Sn1325; Calibrated: 2022/8/29
- Phantom: SAM 1; Type: QD000P40CC; Serial: TP:1412
- Measurement SW: DASY52, Version 52.10 (2); SEMCAD X Version 14.6.12 (7470)

**Area Scan (61x111x1):** Interpolated grid: dx=1.500 mm, dy=1.500 mm

Maximum value of SAR (interpolated) = 0.182 W/kg

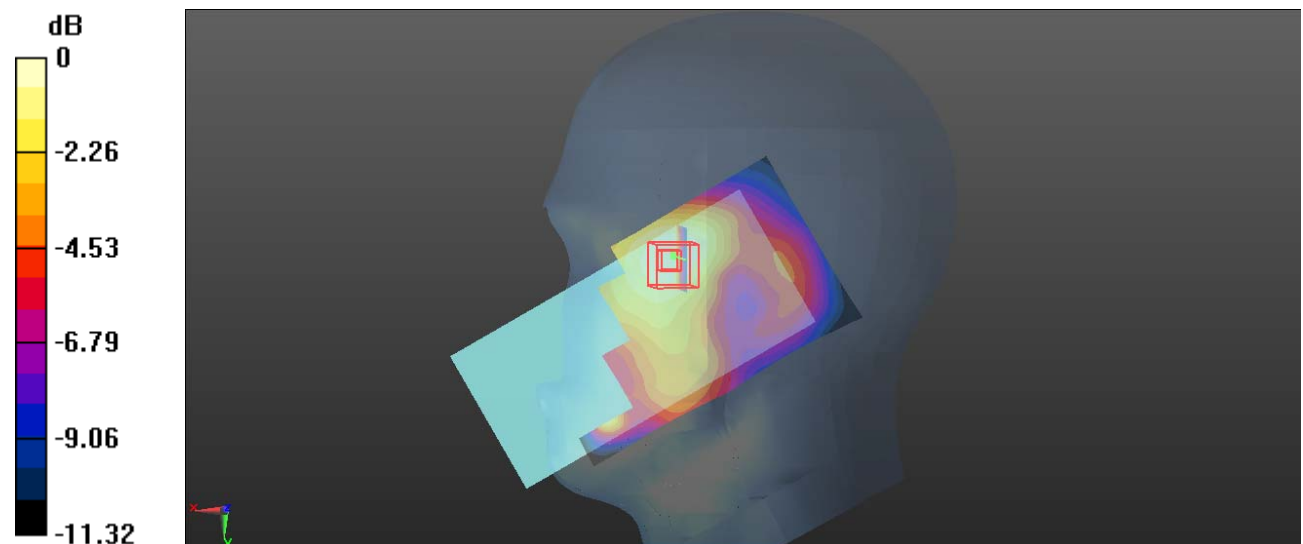
**Zoom Scan (5x5x7)/Cube 0:** Measurement grid: dx=8mm, dy=8mm, dz=5mm

Reference Value = 6.193 V/m; Power Drift = 0.18 dB

Peak SAR (extrapolated) = 0.206 W/kg

**SAR(1 g) = 0.134 W/kg; SAR(10 g) = 0.088 W/kg**

Maximum value of SAR (measured) = 0.178 W/kg



0 dB = 0.178 W/kg = -7.50 dBW/kg

**Plot 46#: LTE Band 2 50%RB Mid \_ Head Right Cheek****DUT: Smart Phone; Type: S300; Serial: CR220943987-SA-S1**

Communication System: Generic FDD-LTE; Frequency: 1880 MHz; Duty Cycle: 1:1

Medium parameters used:  $f = 1880$  MHz;  $\sigma = 1.423$  S/m;  $\epsilon_r = 39.924$ ;  $\rho = 1000$  kg/m<sup>3</sup>

Phantom section: Right Section

DASY5 Configuration:

- Probe: EX3DV4 - SN7522; ConvF(7.79, 7.79, 7.79) @ 1880 MHz; Calibrated: 2022/5/6
- Sensor-Surface: 1.4mm (Mechanical Surface Detection)
- Electronics: DAE4 Sn1325; Calibrated: 2022/8/29
- Phantom: SAM 1; Type: QD000P40CC; Serial: TP:1412
- Measurement SW: DASY52, Version 52.10 (2); SEMCAD X Version 14.6.12 (7470)

**Area Scan (61x111x1):** Interpolated grid: dx=1.500 mm, dy=1.500 mm

Maximum value of SAR (interpolated) = 0.109 W/kg

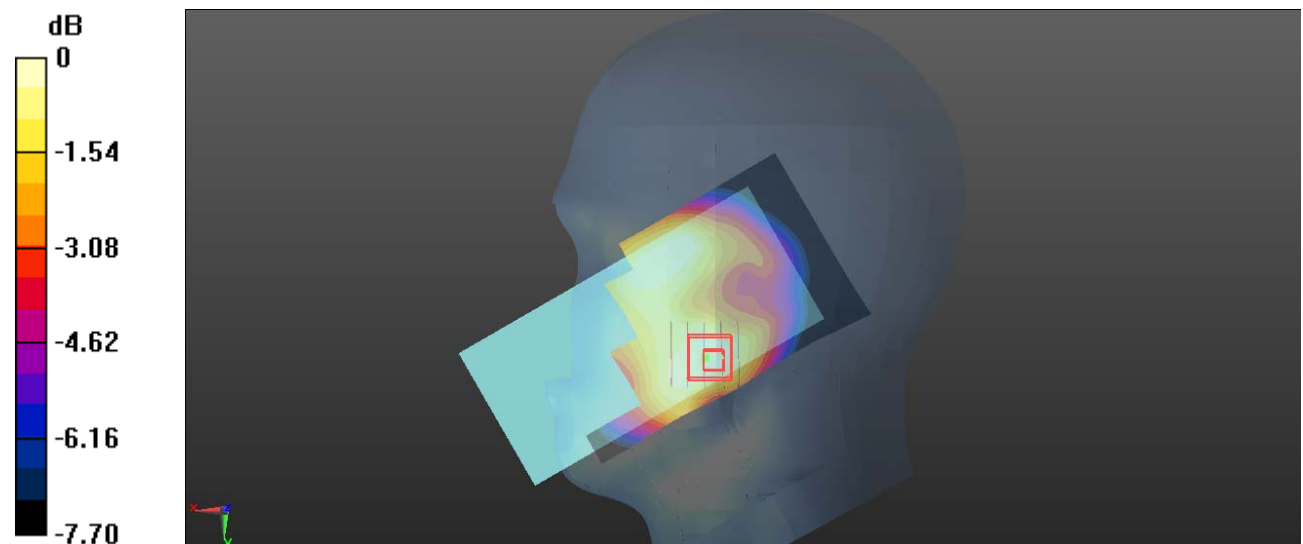
**Zoom Scan (5x5x7)/Cube 0:** Measurement grid: dx=8mm, dy=8mm, dz=5mm

Reference Value = 4.917 V/m; Power Drift = -0.15 dB

Peak SAR (extrapolated) = 0.117 W/kg

**SAR(1 g) = 0.082 W/kg; SAR(10 g) = 0.056 W/kg**

Maximum value of SAR (measured) = 0.103 W/kg



0 dB = 0.103 W/kg = -9.87 dBW/kg

**Plot 47#: LTE Band 2 1RB Mid \_ Head Right Tilt****DUT: Smart Phone; Type: S300; Serial: CR220943987-SA-S1**

Communication System: Generic FDD-LTE; Frequency: 1880 MHz; Duty Cycle: 1:1

Medium parameters used:  $f = 1880$  MHz;  $\sigma = 1.423$  S/m;  $\epsilon_r = 39.924$ ;  $\rho = 1000$  kg/m<sup>3</sup>

Phantom section: Right Section

DASY5 Configuration:

- Probe: EX3DV4 - SN7522; ConvF(7.79, 7.79, 7.79) @ 1880 MHz; Calibrated: 2022/5/6
- Sensor-Surface: 1.4mm (Mechanical Surface Detection)
- Electronics: DAE4 Sn1325; Calibrated: 2022/8/29
- Phantom: SAM 1; Type: QD000P40CC; Serial: TP:1412
- Measurement SW: DASY52, Version 52.10 (2); SEMCAD X Version 14.6.12 (7470)

**Area Scan (61x111x1):** Interpolated grid: dx=1.500 mm, dy=1.500 mm

Maximum value of SAR (interpolated) = 0.150 W/kg

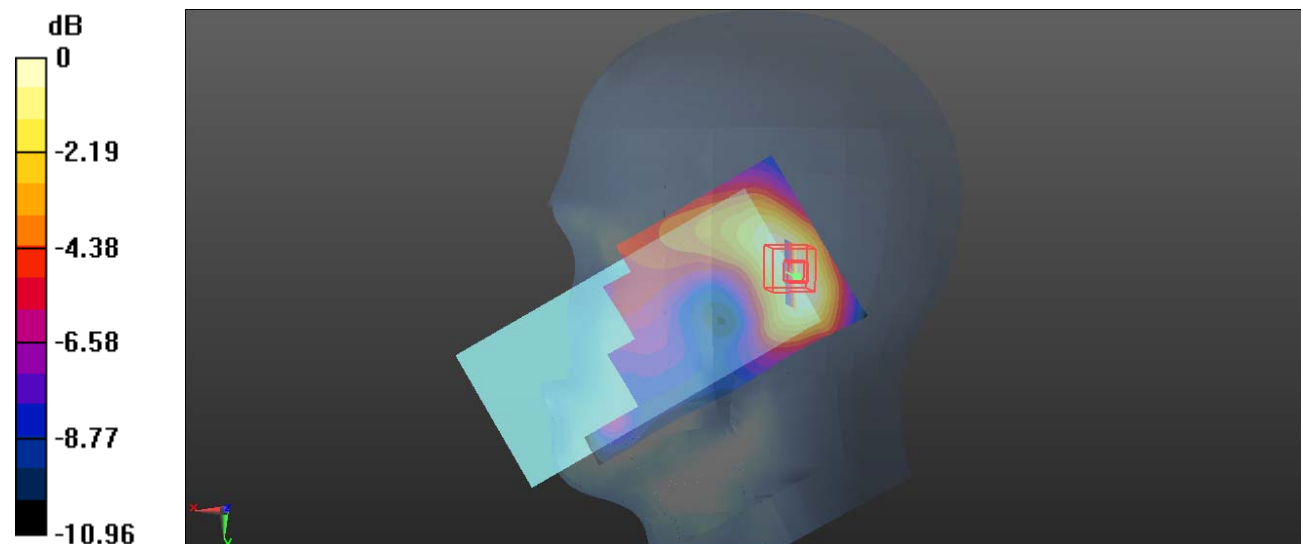
**Zoom Scan (5x5x7)/Cube 0:** Measurement grid: dx=8mm, dy=8mm, dz=5mm

Reference Value = 8.681 V/m; Power Drift = 0.15 dB

Peak SAR (extrapolated) = 0.166 W/kg

**SAR(1 g) = 0.105 W/kg; SAR(10 g) = 0.067 W/kg**

Maximum value of SAR (measured) = 0.143 W/kg



0 dB = 0.143 W/kg = -8.45 dBW/kg

**Plot 48#: LTE Band 2 50%RB Mid \_ Head Right Tilt****DUT: Smart Phone; Type: S300; Serial: CR220943987-SA-S1**

Communication System: Generic FDD-LTE; Frequency: 1880 MHz; Duty Cycle: 1:1

Medium parameters used:  $f = 1880$  MHz;  $\sigma = 1.423$  S/m;  $\epsilon_r = 39.924$ ;  $\rho = 1000$  kg/m<sup>3</sup>

Phantom section: Right Section

DASY5 Configuration:

- Probe: EX3DV4 - SN7522; ConvF(7.79, 7.79, 7.79) @ 1880 MHz; Calibrated: 2022/5/6
- Sensor-Surface: 1.4mm (Mechanical Surface Detection)
- Electronics: DAE4 Sn1325; Calibrated: 2022/8/29
- Phantom: SAM 1; Type: QD000P40CC; Serial: TP:1412
- Measurement SW: DASY52, Version 52.10 (2); SEMCAD X Version 14.6.12 (7470)

**Area Scan (61x111x1):** Interpolated grid: dx=1.500 mm, dy=1.500 mm

Maximum value of SAR (interpolated) = 0.114 W/kg

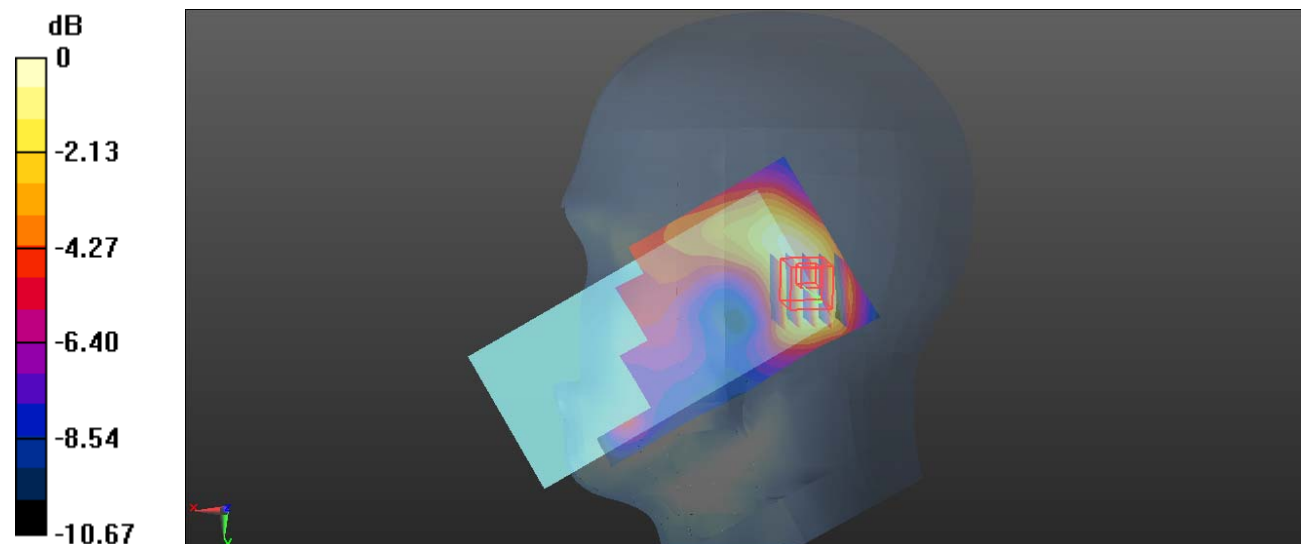
**Zoom Scan (5x5x7)/Cube 0:** Measurement grid: dx=8mm, dy=8mm, dz=5mm

Reference Value = 7.671 V/m; Power Drift = 0.07 dB

Peak SAR (extrapolated) = 0.123 W/kg

**SAR(1 g) = 0.079 W/kg; SAR(10 g) = 0.052 W/kg**

Maximum value of SAR (measured) = 0.106 W/kg





**Plot 49#: LTE Band 2 1RB Mid \_ Body Front****DUT: Smart Phone; Type: S300; Serial: CR220943987-SA-S1**

Communication System: Generic FDD-LTE; Frequency: 1880 MHz; Duty Cycle: 1:1

Medium parameters used:  $f = 1880$  MHz;  $\sigma = 1.423$  S/m;  $\epsilon_r = 39.924$ ;  $\rho = 1000$  kg/m<sup>3</sup>

Phantom section: Flat Section

DASY5 Configuration:

- Probe: EX3DV4 - SN7522; ConvF(7.79, 7.79, 7.79) @ 1880 MHz; Calibrated: 2022/5/6
- Sensor-Surface: 1.4mm (Mechanical Surface Detection)
- Electronics: DAE4 Sn1325; Calibrated: 2022/8/29
- Phantom: SAM 1; Type: QD000P40CC; Serial: TP:1412
- Measurement SW: DASY52, Version 52.10 (2); SEMCAD X Version 14.6.12 (7470)

**Area Scan (61x121x1):** Interpolated grid: dx=1.500 mm, dy=1.500 mm

Maximum value of SAR (interpolated) = 0.287 W/kg

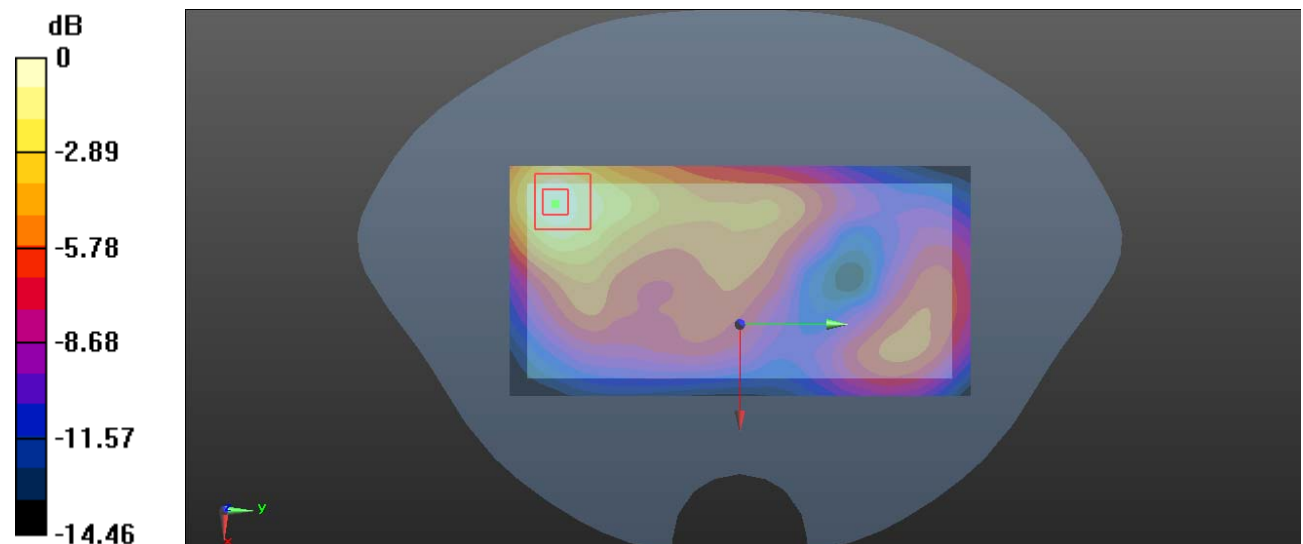
**Zoom Scan (5x5x7)/Cube 0:** Measurement grid: dx=8mm, dy=8mm, dz=5mm

Reference Value = 6.620 V/m; Power Drift = 0.10 dB

Peak SAR (extrapolated) = 0.341 W/kg

**SAR(1 g) = 0.184 W/kg; SAR(10 g) = 0.105 W/kg**

Maximum value of SAR (measured) = 0.281 W/kg



0 dB = 0.281 W/kg = -5.51 dBW/kg

**Plot 50#: LTE Band 2 50%RB Mid\_Body Front****DUT: Smart Phone; Type: S300; Serial: CR220943987-SA-S1**

Communication System: Generic FDD-LTE; Frequency: 1880 MHz; Duty Cycle: 1:1

Medium parameters used:  $f = 1880$  MHz;  $\sigma = 1.423$  S/m;  $\epsilon_r = 39.924$ ;  $\rho = 1000$  kg/m<sup>3</sup>

Phantom section: Flat Section

DASY5 Configuration:

- Probe: EX3DV4 - SN7522; ConvF(7.79, 7.79, 7.79) @ 1880 MHz; Calibrated: 2022/5/6
- Sensor-Surface: 1.4mm (Mechanical Surface Detection)
- Electronics: DAE4 Sn1325; Calibrated: 2022/8/29
- Phantom: SAM 1; Type: QD000P40CC; Serial: TP:1412
- Measurement SW: DASY52, Version 52.10 (2); SEMCAD X Version 14.6.12 (7470)

**Area Scan (61x121x1):** Interpolated grid: dx=1.500 mm, dy=1.500 mm

Maximum value of SAR (interpolated) = 0.236 W/kg

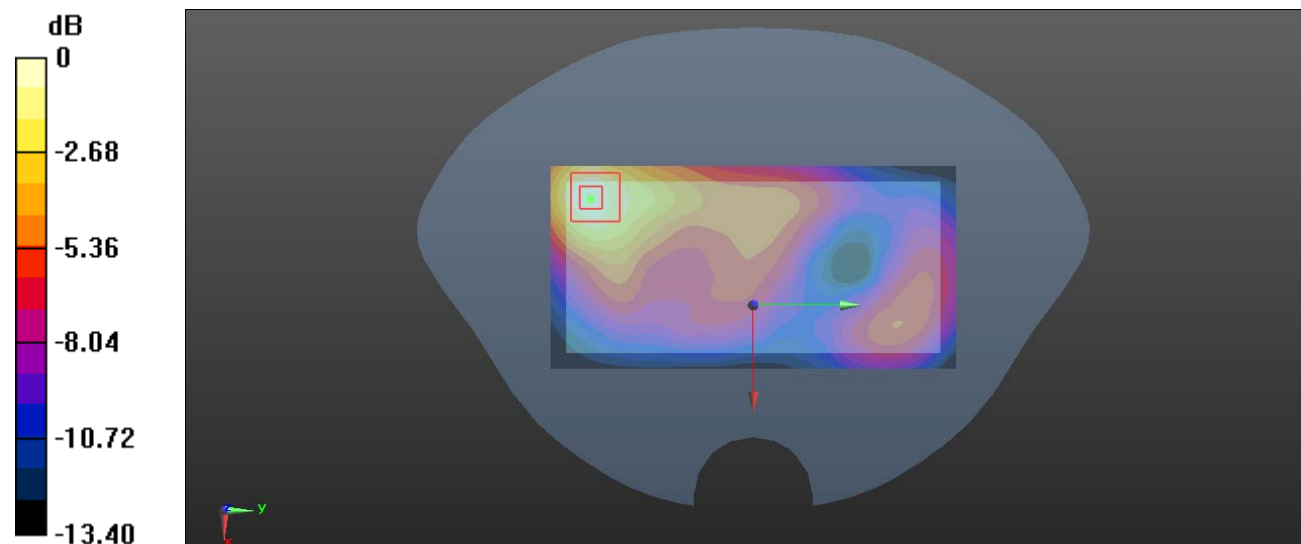
**Zoom Scan (5x5x7)/Cube 0:** Measurement grid: dx=8mm, dy=8mm, dz=5mm

Reference Value = 5.985 V/m; Power Drift = -0.09 dB

Peak SAR (extrapolated) = 0.271 W/kg

**SAR(1 g) = 0.147 W/kg; SAR(10 g) = 0.085 W/kg**

Maximum value of SAR (measured) = 0.224 W/kg



0 dB = 0.224 W/kg = -6.50 dBW/kg

**Plot 51#: LTE Band 2 1RB Mid \_ Body Back****DUT: Smart Phone; Type: S300; Serial: CR220943987-SA-S1**

Communication System: Generic FDD-LTE; Frequency: 1880 MHz; Duty Cycle: 1:1

Medium parameters used:  $f = 1880$  MHz;  $\sigma = 1.423$  S/m;  $\epsilon_r = 39.924$ ;  $\rho = 1000$  kg/m<sup>3</sup>

Phantom section: Flat Section

DASY5 Configuration:

- Probe: EX3DV4 - SN7522; ConvF(7.79, 7.79, 7.79) @ 1880 MHz; Calibrated: 2022/5/6
- Sensor-Surface: 1.4mm (Mechanical Surface Detection)
- Electronics: DAE4 Sn1325; Calibrated: 2022/8/29
- Phantom: SAM 1; Type: QD000P40CC; Serial: TP:1412
- Measurement SW: DASY52, Version 52.10 (2); SEMCAD X Version 14.6.12 (7470)

**Area Scan (61x121x1):** Interpolated grid: dx=1.500 mm, dy=1.500 mm

Maximum value of SAR (interpolated) = 1.27 W/kg

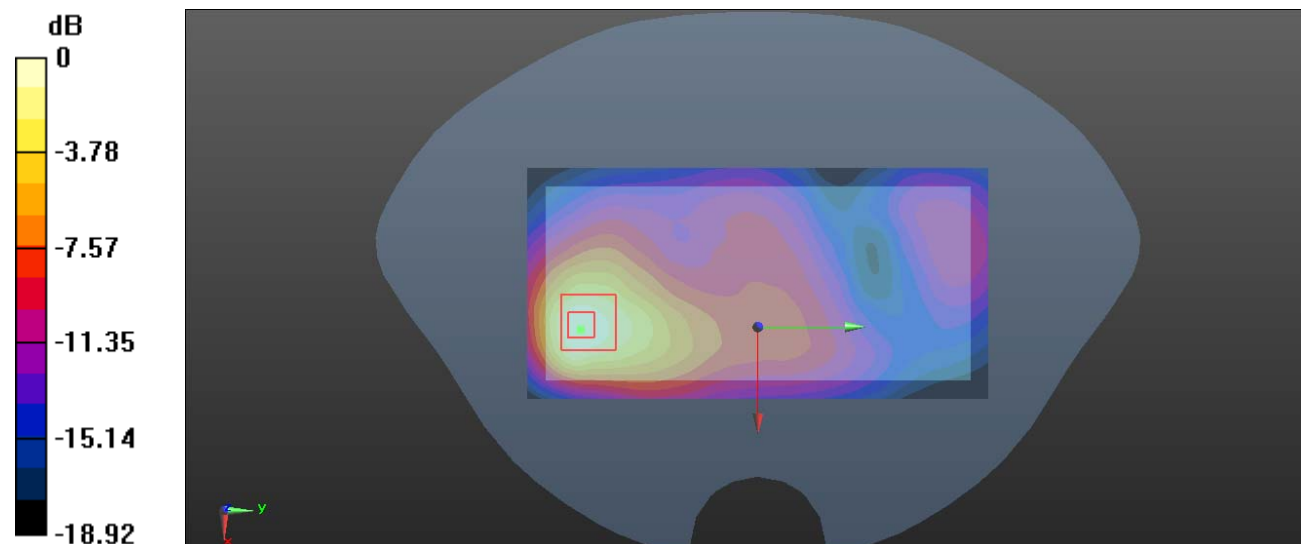
**Zoom Scan (5x5x7)/Cube 0:** Measurement grid: dx=8mm, dy=8mm, dz=5mm

Reference Value = 9.875 V/m; Power Drift = 0.05 dB

Peak SAR (extrapolated) = 1.50 W/kg

**SAR(1 g) = 0.739 W/kg; SAR(10 g) = 0.382 W/kg**

Maximum value of SAR (measured) = 1.21 W/kg



0 dB = 1.21 W/kg = 0.83 dBW/kg

**Plot 52#: LTE Band 2 50%RB Mid\_Body Back****DUT: Smart Phone; Type: S300; Serial: CR220943987-SA-S1**

Communication System: Generic FDD-LTE; Frequency: 1880 MHz; Duty Cycle: 1:1

Medium parameters used:  $f = 1880$  MHz;  $\sigma = 1.423$  S/m;  $\epsilon_r = 39.924$ ;  $\rho = 1000$  kg/m<sup>3</sup>

Phantom section: Flat Section

DASY5 Configuration:

- Probe: EX3DV4 - SN7522; ConvF(7.79, 7.79, 7.79) @ 1880 MHz; Calibrated: 2022/5/6
- Sensor-Surface: 1.4mm (Mechanical Surface Detection)
- Electronics: DAE4 Sn1325; Calibrated: 2022/8/29
- Phantom: SAM 1; Type: QD000P40CC; Serial: TP:1412
- Measurement SW: DASY52, Version 52.10 (2); SEMCAD X Version 14.6.12 (7470)

**Area Scan (61x121x1):** Interpolated grid: dx=1.500 mm, dy=1.500 mm

Maximum value of SAR (interpolated) = 0.980 W/kg

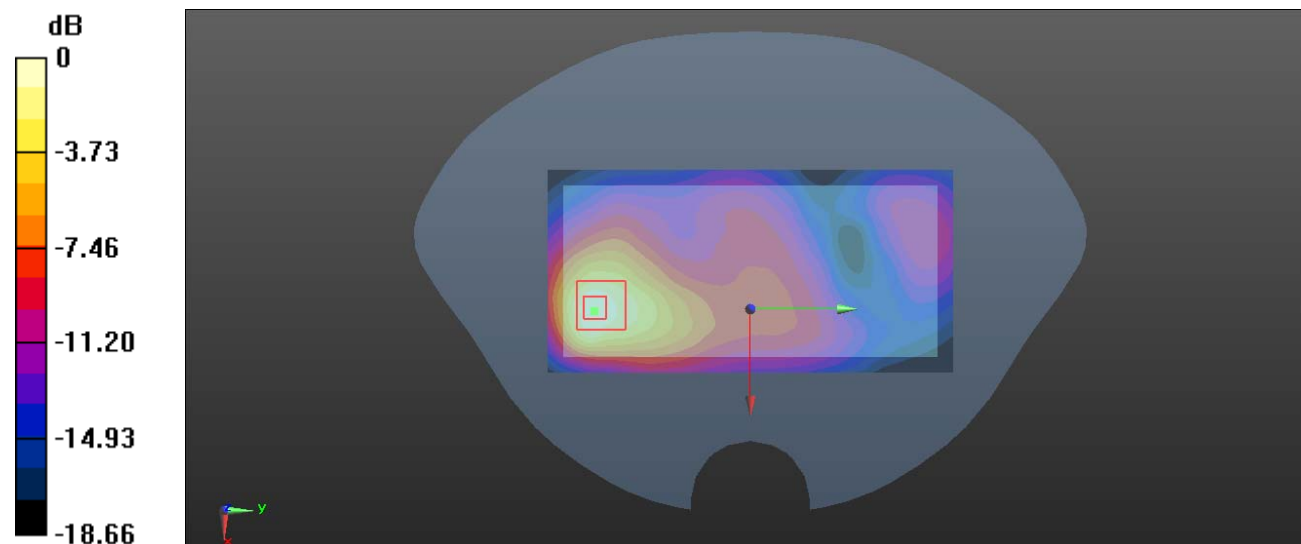
**Zoom Scan (5x5x7)/Cube 0:** Measurement grid: dx=8mm, dy=8mm, dz=5mm

Reference Value = 8.745 V/m; Power Drift = -0.03 dB

Peak SAR (extrapolated) = 1.19 W/kg

**SAR(1 g) = 0.585 W/kg; SAR(10 g) = 0.303 W/kg**

Maximum value of SAR (measured) = 0.963 W/kg



0 dB = 0.963 W/kg = -0.16 dBW/kg

**Plot 53#: LTE Band 2 1RB Mid \_ Body Left****DUT: Smart Phone; Type: S300; Serial: CR220943987-SA-S1**

Communication System: Generic FDD-LTE; Frequency: 1880 MHz; Duty Cycle: 1:1

Medium parameters used:  $f = 1880$  MHz;  $\sigma = 1.423$  S/m;  $\epsilon_r = 39.924$ ;  $\rho = 1000$  kg/m<sup>3</sup>

Phantom section: Flat Section

DASY5 Configuration:

- Probe: EX3DV4 - SN7522; ConvF(7.79, 7.79, 7.79) @ 1880 MHz; Calibrated: 2022/5/6
- Sensor-Surface: 1.4mm (Mechanical Surface Detection)
- Electronics: DAE4 Sn1325; Calibrated: 2022/8/29
- Phantom: SAM 1; Type: QD000P40CC; Serial: TP:1412
- Measurement SW: DASY52, Version 52.10 (2); SEMCAD X Version 14.6.12 (7470)

**Area Scan (41x121x1):** Interpolated grid: dx=1.500 mm, dy=1.500 mm

Maximum value of SAR (interpolated) = 0.412 W/kg

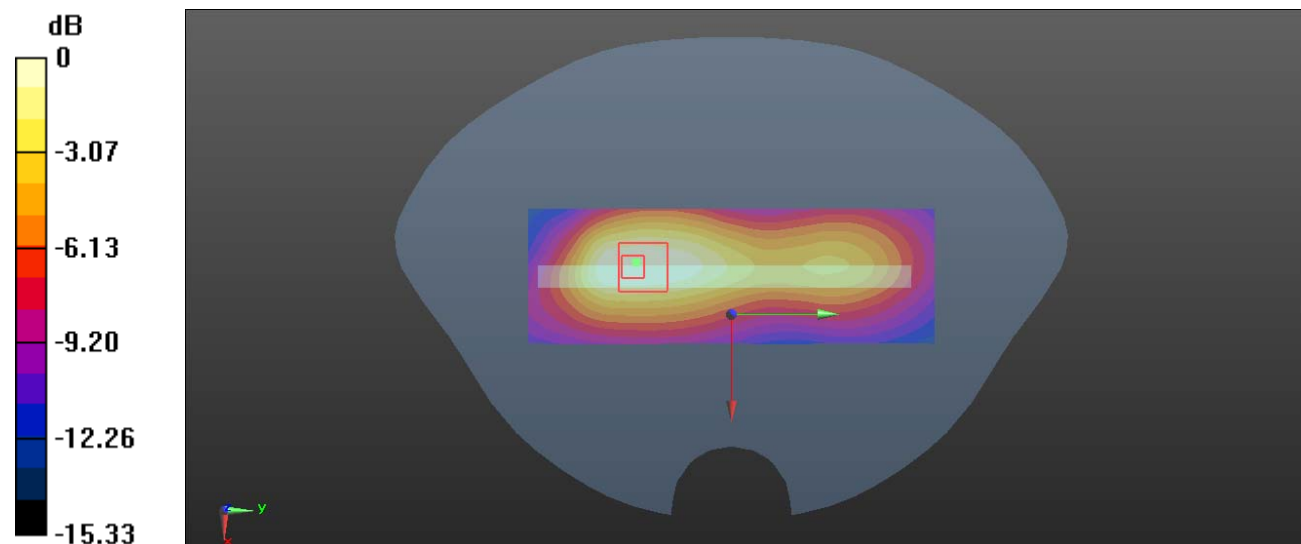
**Zoom Scan (5x5x7)/Cube 0:** Measurement grid: dx=8mm, dy=8mm, dz=5mm

Reference Value = 11.10 V/m; Power Drift = 0.05 dB

Peak SAR (extrapolated) = 0.484 W/kg

**SAR(1 g) = 0.280 W/kg; SAR(10 g) = 0.169 W/kg**

Maximum value of SAR (measured) = 0.399 W/kg



0 dB = 0.399 W/kg = -3.99 dBW/kg

**Plot 54#: LTE Band 2 50%RB Mid \_ Body Left****DUT: Smart Phone; Type: S300; Serial: CR220943987-SA-S1**

Communication System: Generic FDD-LTE; Frequency: 1880 MHz; Duty Cycle: 1:1

Medium parameters used:  $f = 1880$  MHz;  $\sigma = 1.423$  S/m;  $\epsilon_r = 39.924$ ;  $\rho = 1000$  kg/m<sup>3</sup>

Phantom section: Flat Section

DASY5 Configuration:

- Probe: EX3DV4 - SN7522; ConvF(7.79, 7.79, 7.79) @ 1880 MHz; Calibrated: 2022/5/6
- Sensor-Surface: 1.4mm (Mechanical Surface Detection)
- Electronics: DAE4 Sn1325; Calibrated: 2022/8/29
- Phantom: SAM 1; Type: QD000P40CC; Serial: TP:1412
- Measurement SW: DASY52, Version 52.10 (2); SEMCAD X Version 14.6.12 (7470)

**Area Scan (41x121x1):** Interpolated grid: dx=1.500 mm, dy=1.500 mm

Maximum value of SAR (interpolated) = 0.328 W/kg

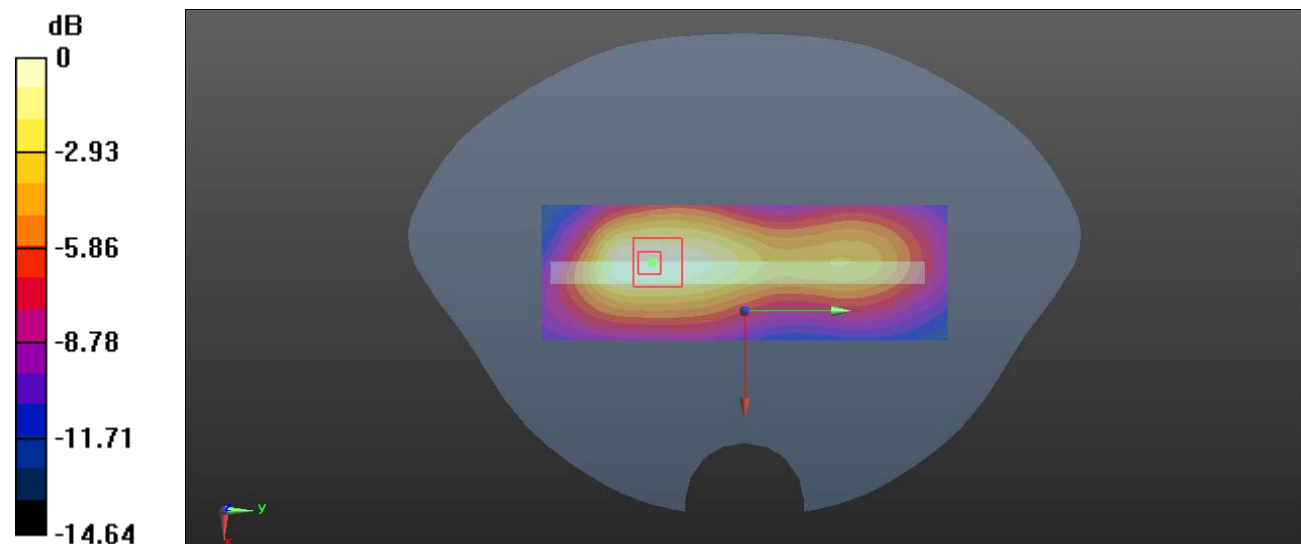
**Zoom Scan (5x5x7)/Cube 0:** Measurement grid: dx=8mm, dy=8mm, dz=5mm

Reference Value = 9.975 V/m; Power Drift = 0.15 dB

Peak SAR (extrapolated) = 0.385 W/kg

**SAR(1 g) = 0.225 W/kg; SAR(10 g) = 0.135 W/kg**

Maximum value of SAR (measured) = 0.324 W/kg



0 dB = 0.324 W/kg = -4.89 dBW/kg

**Plot 55#: LTE Band 2 1RB Mid \_ Body Right****DUT: Smart Phone; Type: S300; Serial: CR220943987-SA-S1**

Communication System: Generic FDD-LTE; Frequency: 1880 MHz; Duty Cycle: 1:1

Medium parameters used:  $f = 1880$  MHz;  $\sigma = 1.423$  S/m;  $\epsilon_r = 39.924$ ;  $\rho = 1000$  kg/m<sup>3</sup>

Phantom section: Flat Section

DASY5 Configuration:

- Probe: EX3DV4 - SN7522; ConvF(7.79, 7.79, 7.79) @ 1880 MHz; Calibrated: 2022/5/6
- Sensor-Surface: 1.4mm (Mechanical Surface Detection)
- Electronics: DAE4 Sn1325; Calibrated: 2022/8/29
- Phantom: SAM 1; Type: QD000P40CC; Serial: TP:1412
- Measurement SW: DASY52, Version 52.10 (2); SEMCAD X Version 14.6.12 (7470)

**Area Scan (41x121x1):** Interpolated grid: dx=1.500 mm, dy=1.500 mm

Maximum value of SAR (interpolated) = 0.0678 W/kg

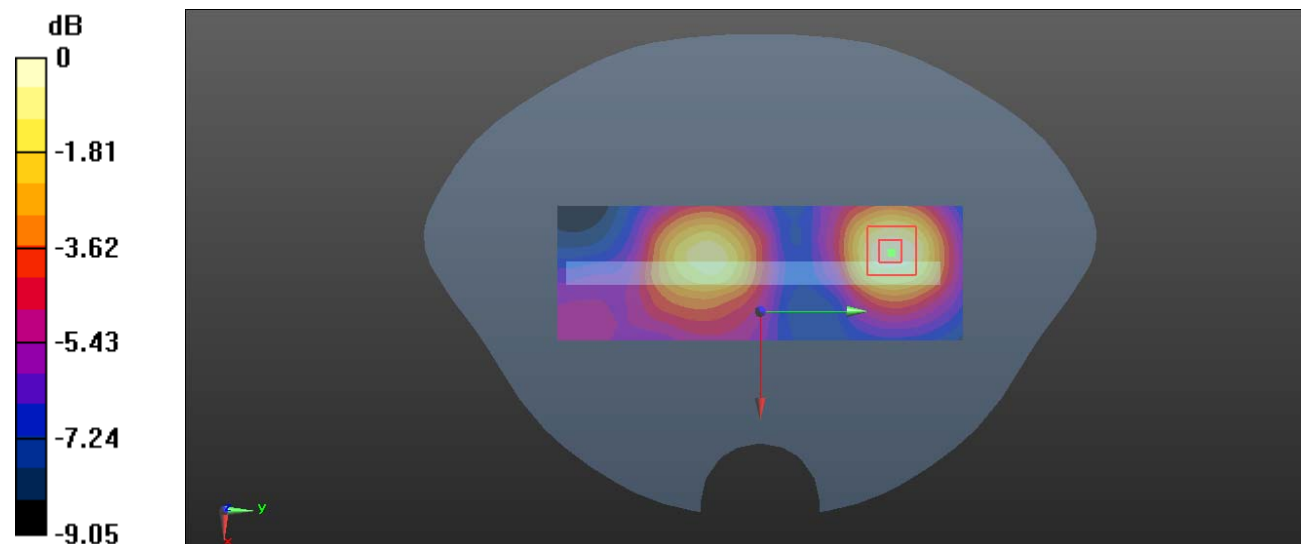
**Zoom Scan (5x5x7)/Cube 0:** Measurement grid: dx=8mm, dy=8mm, dz=5mm

Reference Value = 3.936 V/m; Power Drift = 0.17 dB

Peak SAR (extrapolated) = 0.0790 W/kg

**SAR(1 g) = 0.048 W/kg; SAR(10 g) = 0.031 W/kg**

Maximum value of SAR (measured) = 0.0675 W/kg



0 dB = 0.0675 W/kg = -11.71 dBW/kg

**Plot 56#: LTE Band 2 50%RB Mid \_ Body Right****DUT: Smart Phone; Type: S300; Serial: CR220943987-SA-S1**

Communication System: Generic FDD-LTE; Frequency: 1880 MHz; Duty Cycle: 1:1

Medium parameters used:  $f = 1880$  MHz;  $\sigma = 1.423$  S/m;  $\epsilon_r = 39.924$ ;  $\rho = 1000$  kg/m<sup>3</sup>

Phantom section: Flat Section

DASY5 Configuration:

- Probe: EX3DV4 - SN7522; ConvF(7.79, 7.79, 7.79) @ 1880 MHz; Calibrated: 2022/5/6
- Sensor-Surface: 1.4mm (Mechanical Surface Detection)
- Electronics: DAE4 Sn1325; Calibrated: 2022/8/29
- Phantom: SAM 1; Type: QD000P40CC; Serial: TP:1412
- Measurement SW: DASY52, Version 52.10 (2); SEMCAD X Version 14.6.12 (7470)

**Area Scan (41x121x1):** Interpolated grid: dx=1.500 mm, dy=1.500 mm

Maximum value of SAR (interpolated) = 0.0510 W/kg

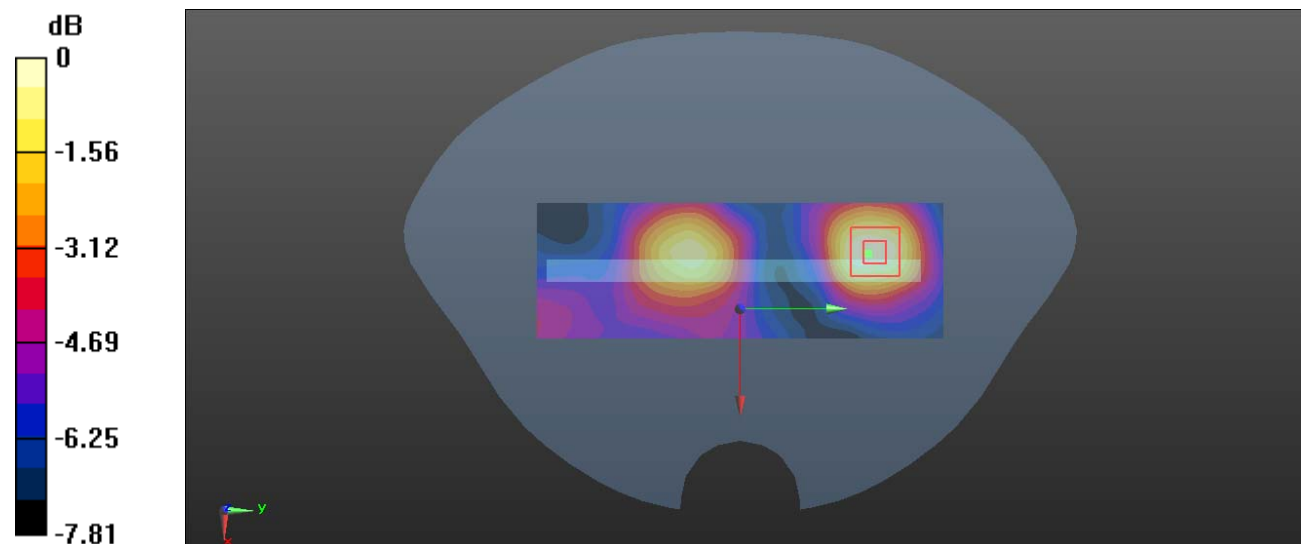
**Zoom Scan (5x5x7)/Cube 0:** Measurement grid: dx=8mm, dy=8mm, dz=5mm

Reference Value = 3.569 V/m; Power Drift = 0.16 dB

Peak SAR (extrapolated) = 0.0580 W/kg

**SAR(1 g) = 0.036 W/kg; SAR(10 g) = 0.023 W/kg**

Maximum value of SAR (measured) = 0.0493 W/kg



0 dB = 0.0493 W/kg = -13.07 dBW/kg



**Plot 57#: LTE Band 2 1RB Mid\_Body Bottom****DUT: Smart Phone; Type: S300; Serial: CR220943987-SA-S1**

Communication System: Generic FDD-LTE; Frequency: 1880 MHz; Duty Cycle: 1:1

Medium parameters used:  $f = 1880$  MHz;  $\sigma = 1.423$  S/m;  $\epsilon_r = 39.924$ ;  $\rho = 1000$  kg/m<sup>3</sup>

Phantom section: Flat Section

DASY5 Configuration:

- Probe: EX3DV4 - SN7522; ConvF(7.79, 7.79, 7.79) @ 1880 MHz; Calibrated: 2022/5/6
- Sensor-Surface: 1.4mm (Mechanical Surface Detection)
- Electronics: DAE4 Sn1325; Calibrated: 2022/8/29
- Phantom: SAM 1; Type: QD000P40CC; Serial: TP:1412
- Measurement SW: DASY52, Version 52.10 (2); SEMCAD X Version 14.6.12 (7470)

**Area Scan (41x61x1):** Interpolated grid: dx=1.500 mm, dy=1.500 mm

Maximum value of SAR (interpolated) = 0.498 W/kg

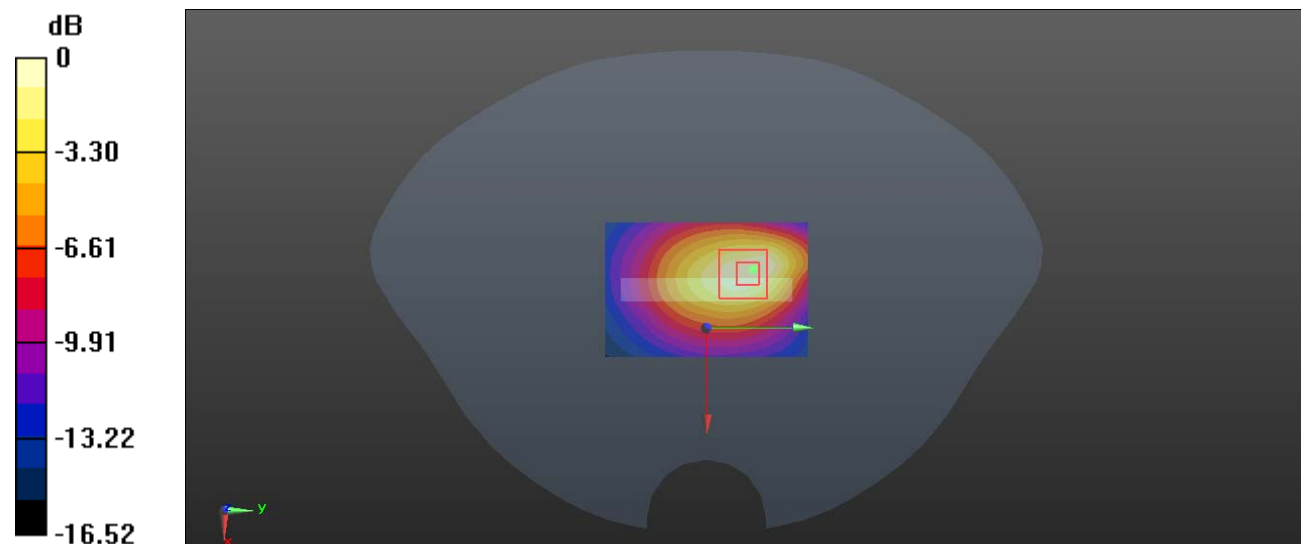
**Zoom Scan (5x5x7)/Cube 0:** Measurement grid: dx=8mm, dy=8mm, dz=5mm

Reference Value = 12.72 V/m; Power Drift = -0.07 dB

Peak SAR (extrapolated) = 0.610 W/kg

**SAR(1 g) = 0.320 W/kg; SAR(10 g) = 0.175 W/kg**

Maximum value of SAR (measured) = 0.495 W/kg



0 dB = 0.495 W/kg = -3.05 dBW/kg

**Plot 58#: LTE Band 2 50%RB Mid\_Body Bottom****DUT: Smart Phone; Type: S300; Serial: CR220943987-SA-S1**

Communication System: Generic FDD-LTE; Frequency: 1880 MHz; Duty Cycle: 1:1

Medium parameters used:  $f = 1880$  MHz;  $\sigma = 1.423$  S/m;  $\epsilon_r = 39.924$ ;  $\rho = 1000$  kg/m<sup>3</sup>

Phantom section: Flat Section

DASY5 Configuration:

- Probe: EX3DV4 - SN7522; ConvF(7.79, 7.79, 7.79) @ 1880 MHz; Calibrated: 2022/5/6
- Sensor-Surface: 1.4mm (Mechanical Surface Detection)
- Electronics: DAE4 Sn1325; Calibrated: 2022/8/29
- Phantom: SAM 1; Type: QD000P40CC; Serial: TP:1412
- Measurement SW: DASY52, Version 52.10 (2); SEMCAD X Version 14.6.12 (7470)

**Area Scan (41x61x1):** Interpolated grid: dx=1.500 mm, dy=1.500 mm

Maximum value of SAR (interpolated) = 0.401 W/kg

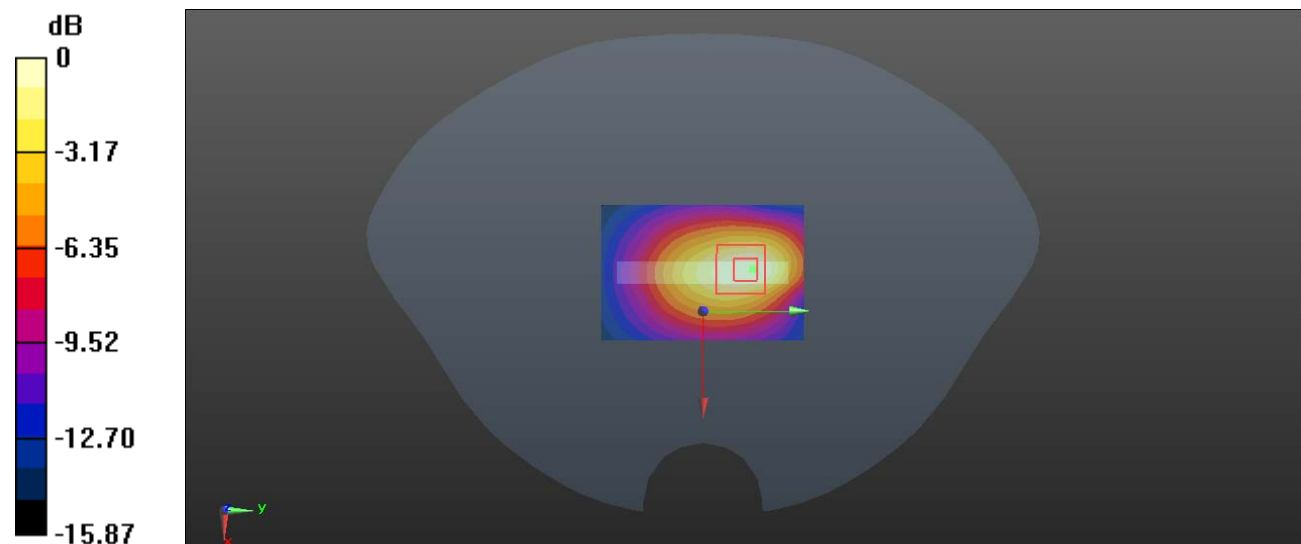
**Zoom Scan (5x5x7)/Cube 0:** Measurement grid: dx=8mm, dy=8mm, dz=5mm

Reference Value = 11.85 V/m; Power Drift = -0.16 dB

Peak SAR (extrapolated) = 0.481 W/kg

**SAR(1 g) = 0.249 W/kg; SAR(10 g) = 0.136 W/kg**

Maximum value of SAR (measured) = 0.388 W/kg



0 dB = 0.388 W/kg = -4.11 dBW/kg

**Plot 59#: LTE Band 4 1RB Mid \_ Head Left Cheek****DUT: Smart Phone; Type: S300; Serial: CR220943987-SA-S1**

Communication System: Generic FDD-LTE; Frequency: 1732.5 MHz; Duty Cycle: 1:1

Medium parameters used:  $f = 1732.5$  MHz;  $\sigma = 1.356$  S/m;  $\epsilon_r = 40.231$ ;  $\rho = 1000$  kg/m<sup>3</sup>

Phantom section: Left Section

DASY5 Configuration:

- Probe: EX3DV4 - SN7522; ConvF(8.1, 8.1, 8.1) @ 1732.5 MHz; Calibrated: 2022/5/6
- Sensor-Surface: 1.4mm (Mechanical Surface Detection)
- Electronics: DAE4 Sn1325; Calibrated: 2022/8/29
- Phantom: SAM 1; Type: QD000P40CC; Serial: TP:1412
- Measurement SW: DASY52, Version 52.10 (2); SEMCAD X Version 14.6.12 (7470)

**Area Scan (61x101x1):** Interpolated grid: dx=1.500 mm, dy=1.500 mm

Maximum value of SAR (interpolated) = 0.189 W/kg

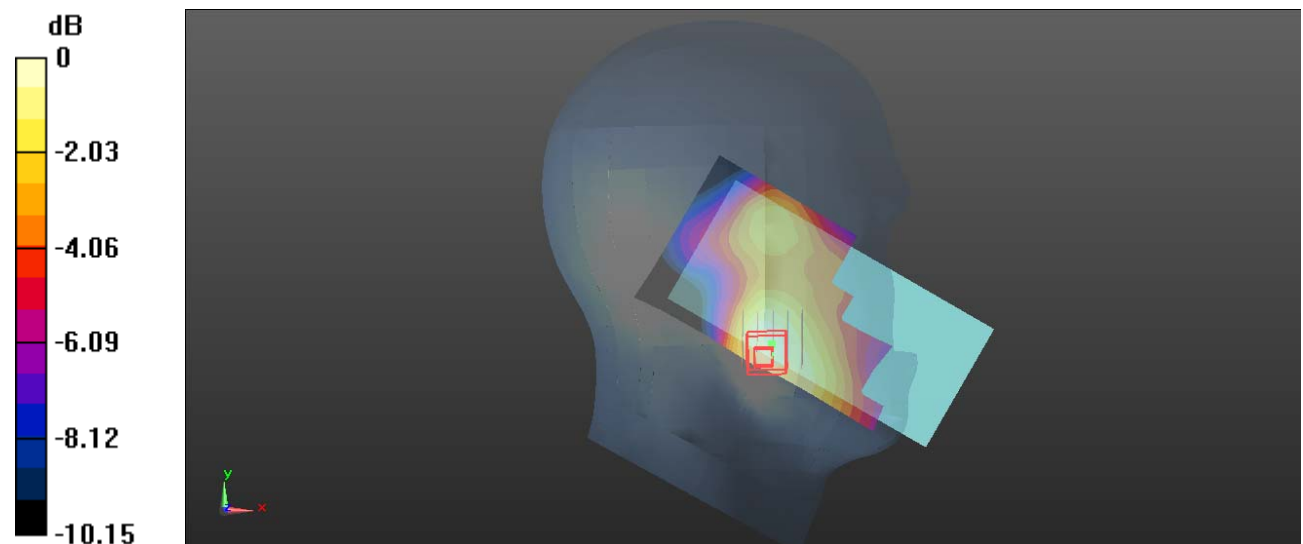
**Zoom Scan (5x5x7)/Cube 0:** Measurement grid: dx=8mm, dy=8mm, dz=5mm

Reference Value = 5.605 V/m; Power Drift = 0.18 dB

Peak SAR (extrapolated) = 0.207 W/kg

**SAR(1 g) = 0.157 W/kg; SAR(10 g) = 0.106 W/kg**

Maximum value of SAR (measured) = 0.193 W/kg



0 dB = 0.193 W/kg = -7.14 dBW/kg

**Plot 60#: LTE Band 4 50%RB Mid \_ Head Left Cheek****DUT: Smart Phone; Type: S300; Serial: CR220943987-SA-S1**

Communication System: Generic FDD-LTE; Frequency: 1732.5 MHz; Duty Cycle: 1:1

Medium parameters used:  $f = 1732.5$  MHz;  $\sigma = 1.356$  S/m;  $\epsilon_r = 40.231$ ;  $\rho = 1000$  kg/m<sup>3</sup>

Phantom section: Left Section

DASY5 Configuration:

- Probe: EX3DV4 - SN7522; ConvF(8.1, 8.1, 8.1) @ 1732.5 MHz; Calibrated: 2022/5/6
- Sensor-Surface: 1.4mm (Mechanical Surface Detection)
- Electronics: DAE4 Sn1325; Calibrated: 2022/8/29
- Phantom: SAM 1; Type: QD000P40CC; Serial: TP:1412
- Measurement SW: DASY52, Version 52.10 (2); SEMCAD X Version 14.6.12 (7470)

**Area Scan (61x101x1):** Interpolated grid: dx=1.500 mm, dy=1.500 mm

Maximum value of SAR (interpolated) = 0.151 W/kg

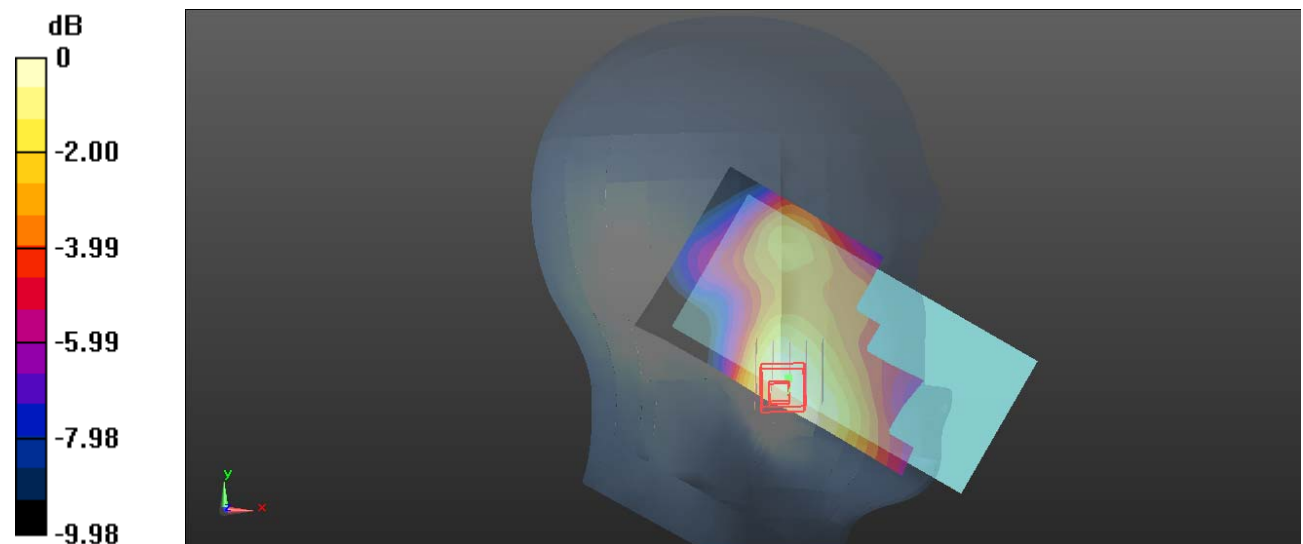
**Zoom Scan (5x5x7)/Cube 0:** Measurement grid: dx=8mm, dy=8mm, dz=5mm

Reference Value = 5.181 V/m; Power Drift = 0.13 dB

Peak SAR (extrapolated) = 0.165 W/kg

**SAR(1 g) = 0.127 W/kg; SAR(10 g) = 0.086 W/kg**

Maximum value of SAR (measured) = 0.154 W/kg



0 dB = 0.154 W/kg = -8.12 dBW/kg

**Plot 61#: LTE Band 4 1RB Mid \_ Head Left Tilt****DUT: Smart Phone; Type: S300; Serial: CR220943987-SA-S1**

Communication System: Generic FDD-LTE; Frequency: 1732.5 MHz; Duty Cycle: 1:1

Medium parameters used:  $f = 1732.5$  MHz;  $\sigma = 1.356$  S/m;  $\epsilon_r = 40.231$ ;  $\rho = 1000$  kg/m<sup>3</sup>

Phantom section: Left Section

DASY5 Configuration:

- Probe: EX3DV4 - SN7522; ConvF(8.1, 8.1, 8.1) @ 1732.5 MHz; Calibrated: 2022/5/6
- Sensor-Surface: 1.4mm (Mechanical Surface Detection)
- Electronics: DAE4 Sn1325; Calibrated: 2022/8/29
- Phantom: SAM 1; Type: QD000P40CC; Serial: TP:1412
- Measurement SW: DASY52, Version 52.10 (2); SEMCAD X Version 14.6.12 (7470)

**Area Scan (61x101x1):** Interpolated grid: dx=1.500 mm, dy=1.500 mm

Maximum value of SAR (interpolated) = 0.164 W/kg

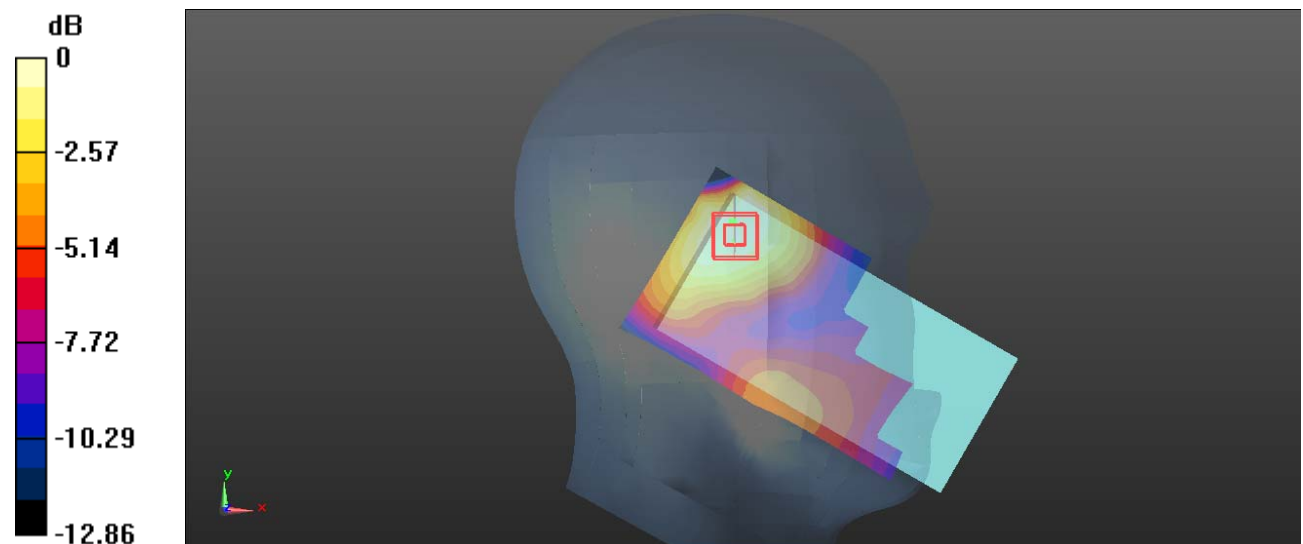
**Zoom Scan (5x5x7)/Cube 0:** Measurement grid: dx=8mm, dy=8mm, dz=5mm

Reference Value = 9.185 V/m; Power Drift = -0.19 dB

Peak SAR (extrapolated) = 0.177 W/kg

**SAR(1 g) = 0.124 W/kg; SAR(10 g) = 0.084 W/kg**

Maximum value of SAR (measured) = 0.158 W/kg



0 dB = 0.158 W/kg = -8.01 dBW/kg

**Plot 62#: LTE Band 4 50%RB Mid \_ Head Left Tilt****DUT: Smart Phone; Type: S300; Serial: CR220943987-SA-S1**

Communication System: Generic FDD-LTE; Frequency: 1732.5 MHz; Duty Cycle: 1:1

Medium parameters used:  $f = 1732.5$  MHz;  $\sigma = 1.356$  S/m;  $\epsilon_r = 40.231$ ;  $\rho = 1000$  kg/m<sup>3</sup>

Phantom section: Left Section

DASY5 Configuration:

- Probe: EX3DV4 - SN7522; ConvF(8.1, 8.1, 8.1) @ 1732.5 MHz; Calibrated: 2022/5/6
- Sensor-Surface: 1.4mm (Mechanical Surface Detection)
- Electronics: DAE4 Sn1325; Calibrated: 2022/8/29
- Phantom: SAM 1; Type: QD000P40CC; Serial: TP:1412
- Measurement SW: DASY52, Version 52.10 (2); SEMCAD X Version 14.6.12 (7470)

**Area Scan (61x101x1):** Interpolated grid: dx=1.500 mm, dy=1.500 mm

Maximum value of SAR (interpolated) = 0.130 W/kg

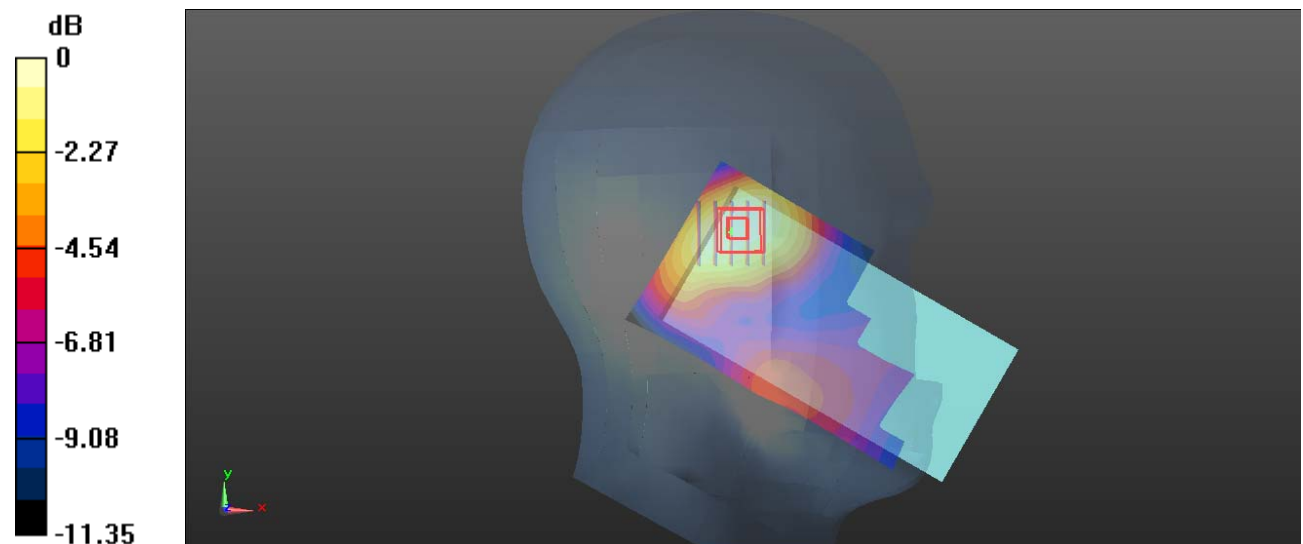
**Zoom Scan (5x5x7)/Cube 0:** Measurement grid: dx=8mm, dy=8mm, dz=5mm

Reference Value = 7.841 V/m; Power Drift = 0.11 dB

Peak SAR (extrapolated) = 0.142 W/kg

**SAR(1 g) = 0.100 W/kg; SAR(10 g) = 0.068 W/kg**

Maximum value of SAR (measured) = 0.126 W/kg



0 dB = 0.126 W/kg = -9.00 dBW/kg

**Plot 63#: LTE Band 4 1RB Mid \_ Head Right Cheek****DUT: Smart Phone; Type: S300; Serial: CR220943987-SA-S1**

Communication System: Generic FDD-LTE; Frequency: 1732.5 MHz; Duty Cycle: 1:1

Medium parameters used:  $f = 1732.5$  MHz;  $\sigma = 1.356$  S/m;  $\epsilon_r = 40.231$ ;  $\rho = 1000$  kg/m<sup>3</sup>

Phantom section: Right Section

DASY5 Configuration:

- Probe: EX3DV4 - SN7522; ConvF(8.1, 8.1, 8.1) @ 1732.5 MHz; Calibrated: 2022/5/6
- Sensor-Surface: 1.4mm (Mechanical Surface Detection)
- Electronics: DAE4 Sn1325; Calibrated: 2022/8/29
- Phantom: SAM 1; Type: QD000P40CC; Serial: TP:1412
- Measurement SW: DASY52, Version 52.10 (2); SEMCAD X Version 14.6.12 (7470)

**Area Scan (61x111x1):** Interpolated grid: dx=1.500 mm, dy=1.500 mm

Maximum value of SAR (interpolated) = 0.131 W/kg


**Zoom Scan (5x5x7)/Cube 0:** Measurement grid: dx=8mm, dy=8mm, dz=5mm

Reference Value = 6.992 V/m; Power Drift = -0.12 dB

Peak SAR (extrapolated) = 0.154 W/kg

**SAR(1 g) = 0.100 W/kg; SAR(10 g) = 0.069 W/kg**

Maximum value of SAR (measured) = 0.136 W/kg



**Plot 64#: LTE Band 4 50%RB Mid \_ Head Right Cheek****DUT: Smart Phone; Type: S300; Serial: CR220943987-SA-S1**

Communication System: Generic FDD-LTE; Frequency: 1732.5 MHz; Duty Cycle: 1:1

Medium parameters used:  $f = 1732.5$  MHz;  $\sigma = 1.356$  S/m;  $\epsilon_r = 40.231$ ;  $\rho = 1000$  kg/m<sup>3</sup>

Phantom section: Right Section

DASY5 Configuration:

- Probe: EX3DV4 - SN7522; ConvF(8.1, 8.1, 8.1) @ 1732.5 MHz; Calibrated: 2022/5/6
- Sensor-Surface: 1.4mm (Mechanical Surface Detection)
- Electronics: DAE4 Sn1325; Calibrated: 2022/8/29
- Phantom: SAM 1; Type: QD000P40CC; Serial: TP:1412
- Measurement SW: DASY52, Version 52.10 (2); SEMCAD X Version 14.6.12 (7470)

**Area Scan (61x111x1):** Interpolated grid: dx=1.500 mm, dy=1.500 mm

Maximum value of SAR (interpolated) = 0.102 W/kg


**Zoom Scan (5x5x7)/Cube 0:** Measurement grid: dx=8mm, dy=8mm, dz=5mm

Reference Value = 6.110 V/m; Power Drift = 0.04 dB

Peak SAR (extrapolated) = 0.113 W/kg

**SAR(1 g) = 0.079 W/kg; SAR(10 g) = 0.055 W/kg**

Maximum value of SAR (measured) = 0.100 W/kg



0 dB = 0.100 W/kg = -10.00 dBW/kg



**Plot 65#: LTE Band 4 1RB Mid \_ Head Right Tilt****DUT: Smart Phone; Type: S300; Serial: CR220943987-SA-S1**

Communication System: Generic FDD-LTE; Frequency: 1732.5 MHz; Duty Cycle: 1:1

Medium parameters used:  $f = 1732.5$  MHz;  $\sigma = 1.356$  S/m;  $\epsilon_r = 40.231$ ;  $\rho = 1000$  kg/m<sup>3</sup>

Phantom section: Right Section

DASY5 Configuration:

- Probe: EX3DV4 - SN7522; ConvF(8.1, 8.1, 8.1) @ 1732.5 MHz; Calibrated: 2022/5/6
- Sensor-Surface: 1.4mm (Mechanical Surface Detection)
- Electronics: DAE4 Sn1325; Calibrated: 2022/8/29
- Phantom: SAM 1; Type: QD000P40CC; Serial: TP:1412
- Measurement SW: DASY52, Version 52.10 (2); SEMCAD X Version 14.6.12 (7470)

**Area Scan (61x111x1):** Interpolated grid: dx=1.500 mm, dy=1.500 mm

Maximum value of SAR (interpolated) = 0.150 W/kg


**Zoom Scan (5x5x7)/Cube 0:** Measurement grid: dx=8mm, dy=8mm, dz=5mm

Reference Value = 9.011 V/m; Power Drift = 0.10 dB

Peak SAR (extrapolated) = 0.166 W/kg

**SAR(1 g) = 0.111 W/kg; SAR(10 g) = 0.073 W/kg**

Maximum value of SAR (measured) = 0.144 W/kg



0 dB = 0.144 W/kg = -8.42 dBW/kg

**Plot 66#: LTE Band 4 50%RB Mid \_ Head Right Tilt****DUT: Smart Phone; Type: S300; Serial: CR220943987-SA-S1**

Communication System: Generic FDD-LTE; Frequency: 1732.5 MHz; Duty Cycle: 1:1

Medium parameters used:  $f = 1732.5$  MHz;  $\sigma = 1.356$  S/m;  $\epsilon_r = 40.231$ ;  $\rho = 1000$  kg/m<sup>3</sup>

Phantom section: Right Section

DASY5 Configuration:

- Probe: EX3DV4 - SN7522; ConvF(8.1, 8.1, 8.1) @ 1732.5 MHz; Calibrated: 2022/5/6
- Sensor-Surface: 1.4mm (Mechanical Surface Detection)
- Electronics: DAE4 Sn1325; Calibrated: 2022/8/29
- Phantom: SAM 1; Type: QD000P40CC; Serial: TP:1412
- Measurement SW: DASY52, Version 52.10 (2); SEMCAD X Version 14.6.12 (7470)

**Area Scan (61x111x1):** Interpolated grid: dx=1.500 mm, dy=1.500 mm

Maximum value of SAR (interpolated) = 0.122 W/kg


**Zoom Scan (5x5x7)/Cube 0:** Measurement grid: dx=8mm, dy=8mm, dz=5mm

Reference Value = 8.414 V/m; Power Drift = -0.09 dB

Peak SAR (extrapolated) = 0.135 W/kg

**SAR(1 g) = 0.089 W/kg; SAR(10 g) = 0.059 W/kg**

Maximum value of SAR (measured) = 0.117 W/kg



0 dB = 0.117 W/kg = -9.32 dBW/kg

**Plot 67#: LTE Band 4 1RB Mid \_ Body Front****DUT: Smart Phone; Type: S300; Serial: CR220943987-SA-S1**

Communication System: Generic FDD-LTE; Frequency: 1732.5 MHz; Duty Cycle: 1:1

Medium parameters used:  $f = 1732.5$  MHz;  $\sigma = 1.356$  S/m;  $\epsilon_r = 40.231$ ;  $\rho = 1000$  kg/m<sup>3</sup>

Phantom section: Flat Section

DASY5 Configuration:

- Probe: EX3DV4 - SN7522; ConvF(8.1, 8.1, 8.1) @ 1732.5 MHz; Calibrated: 2022/5/6
- Sensor-Surface: 1.4mm (Mechanical Surface Detection)
- Electronics: DAE4 Sn1325; Calibrated: 2022/8/29
- Phantom: SAM 1; Type: QD000P40CC; Serial: TP:1412
- Measurement SW: DASY52, Version 52.10 (2); SEMCAD X Version 14.6.12 (7470)

**Area Scan (61x121x1):** Interpolated grid: dx=1.500 mm, dy=1.500 mm

Maximum value of SAR (interpolated) = 0.328 W/kg

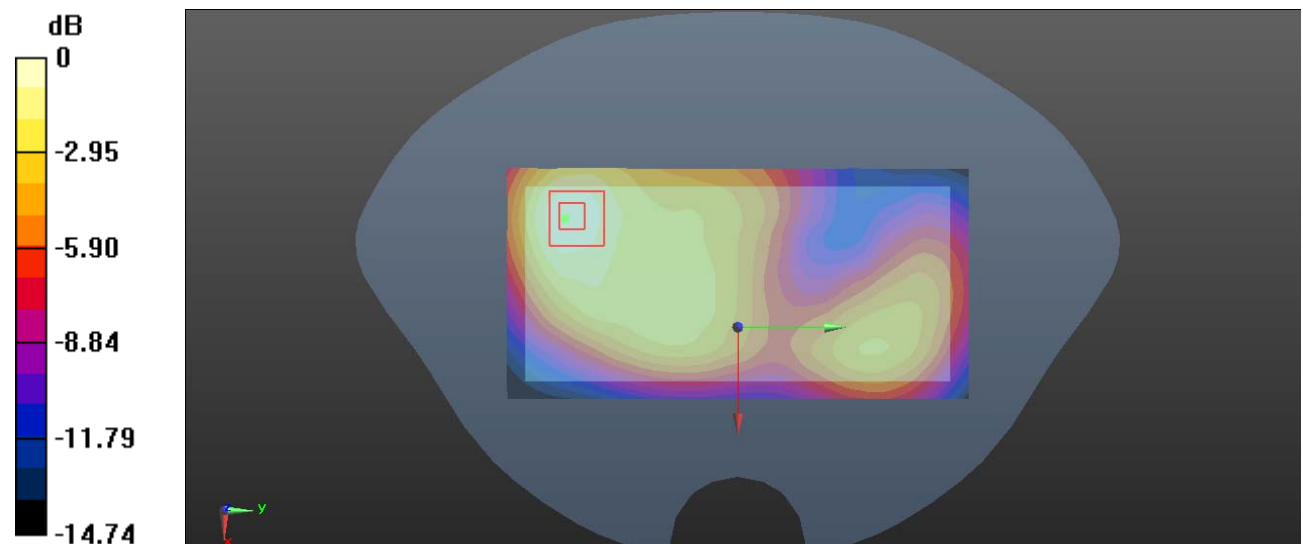
**Zoom Scan (5x5x7)/Cube 0:** Measurement grid: dx=8mm, dy=8mm, dz=5mm

Reference Value = 8.885 V/m; Power Drift = -0.00 dB

Peak SAR (extrapolated) = 0.401 W/kg

**SAR(1 g) = 0.235 W/kg; SAR(10 g) = 0.144 W/kg**

Maximum value of SAR (measured) = 0.339 W/kg



0 dB = 0.339 W/kg = -4.70 dBW/kg

**Plot 68#: LTE Band 4 50%RB Mid \_ Body Front****DUT: Smart Phone; Type: S300; Serial: CR220943987-SA-S1**

Communication System: Generic FDD-LTE; Frequency: 1732.5 MHz; Duty Cycle: 1:1

Medium parameters used:  $f = 1732.5$  MHz;  $\sigma = 1.356$  S/m;  $\epsilon_r = 40.231$ ;  $\rho = 1000$  kg/m<sup>3</sup>

Phantom section: Flat Section

DASY5 Configuration:

- Probe: EX3DV4 - SN7522; ConvF(8.1, 8.1, 8.1) @ 1732.5 MHz; Calibrated: 2022/5/6
- Sensor-Surface: 1.4mm (Mechanical Surface Detection)
- Electronics: DAE4 Sn1325; Calibrated: 2022/8/29
- Phantom: SAM 1; Type: QD000P40CC; Serial: TP:1412
- Measurement SW: DASY52, Version 52.10 (2); SEMCAD X Version 14.6.12 (7470)

**Area Scan (61x121x1):** Interpolated grid: dx=1.500 mm, dy=1.500 mm

Maximum value of SAR (interpolated) = 0.267 W/kg

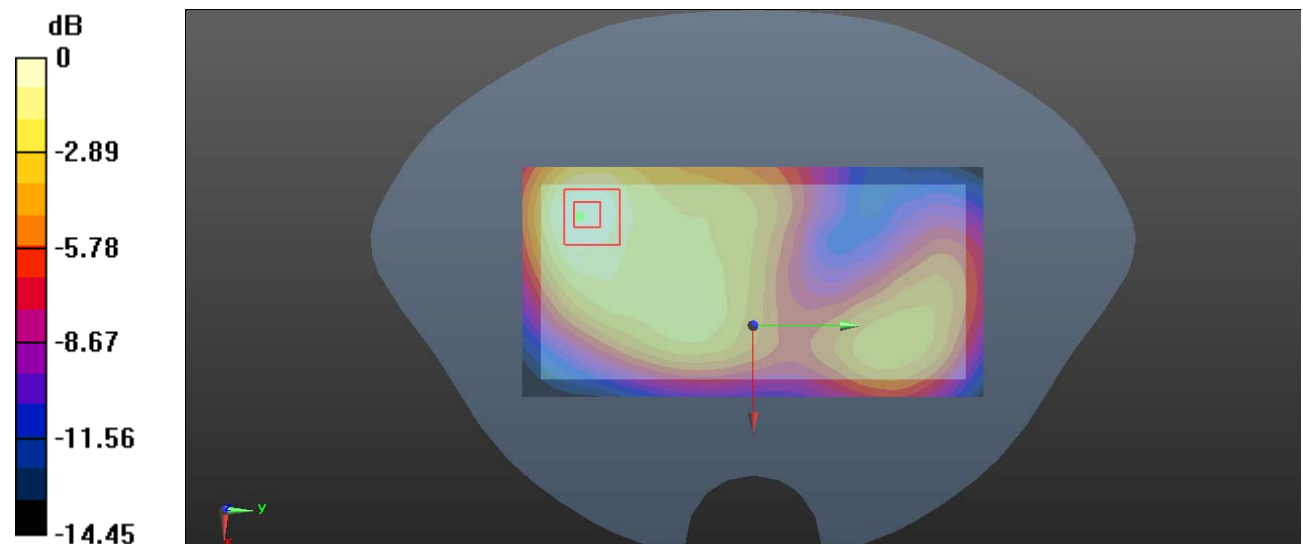
**Zoom Scan (5x5x7)/Cube 0:** Measurement grid: dx=8mm, dy=8mm, dz=5mm

Reference Value = 7.989 V/m; Power Drift = -0.01 dB

Peak SAR (extrapolated) = 0.318 W/kg

**SAR(1 g) = 0.187 W/kg; SAR(10 g) = 0.115 W/kg**

Maximum value of SAR (measured) = 0.269 W/kg



0 dB = 0.269 W/kg = -5.70 dBW/kg

**Plot 69#: LTE Band 4 1RB Mid \_ Body Back****DUT: Smart Phone; Type: S300; Serial: CR220943987-SA-S1**

Communication System: Generic FDD-LTE; Frequency: 1732.5 MHz; Duty Cycle: 1:1

Medium parameters used:  $f = 1732.5$  MHz;  $\sigma = 1.356$  S/m;  $\epsilon_r = 40.231$ ;  $\rho = 1000$  kg/m<sup>3</sup>

Phantom section: Flat Section

DASY5 Configuration:

- Probe: EX3DV4 - SN7522; ConvF(8.1, 8.1, 8.1) @ 1732.5 MHz; Calibrated: 2022/5/6
- Sensor-Surface: 1.4mm (Mechanical Surface Detection)
- Electronics: DAE4 Sn1325; Calibrated: 2022/8/29
- Phantom: SAM 1; Type: QD000P40CC; Serial: TP:1412
- Measurement SW: DASY52, Version 52.10 (2); SEMCAD X Version 14.6.12 (7470)

**Area Scan (61x121x1):** Interpolated grid: dx=1.500 mm, dy=1.500 mm

Maximum value of SAR (interpolated) = 0.716 W/kg

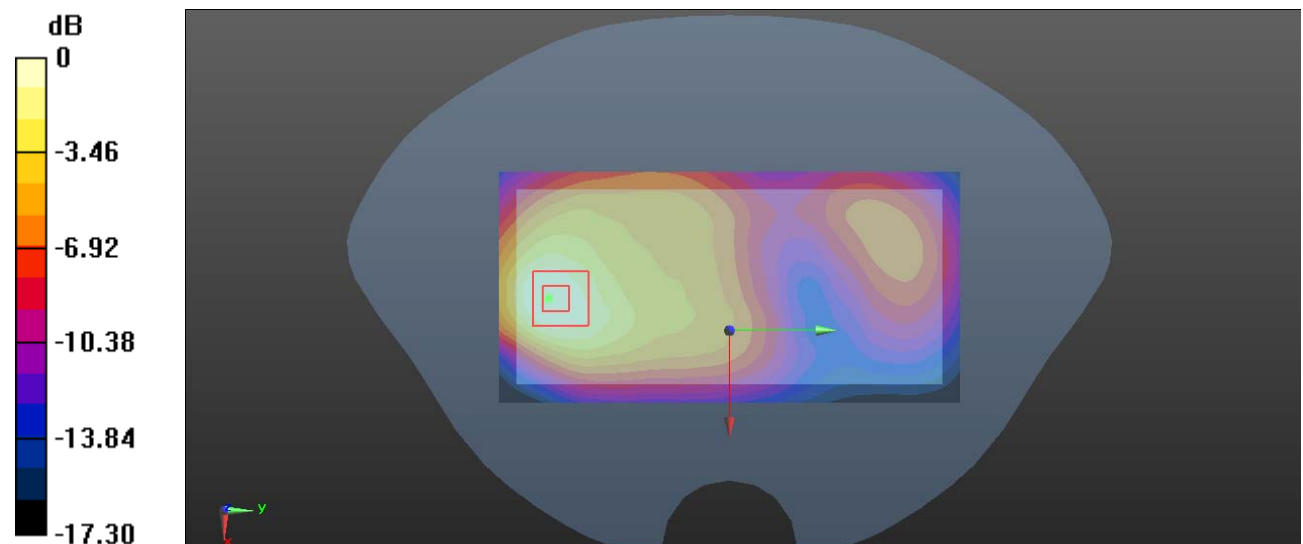
**Zoom Scan (5x5x7)/Cube 0:** Measurement grid: dx=8mm, dy=8mm, dz=5mm

Reference Value = 9.785 V/m; Power Drift = 0.01 dB

Peak SAR (extrapolated) = 0.782 W/kg

**SAR(1 g) = 0.438 W/kg; SAR(10 g) = 0.257 W/kg**

Maximum value of SAR (measured) = 0.653 W/kg



0 dB = 0.653 W/kg = -1.85 dBW/kg

**Plot 70#: LTE Band 4 50%RB Mid \_ Body Back****DUT: Smart Phone; Type: S300; Serial: CR220943987-SA-S1**

Communication System: Generic FDD-LTE; Frequency: 1732.5 MHz; Duty Cycle: 1:1

Medium parameters used:  $f = 1732.5$  MHz;  $\sigma = 1.356$  S/m;  $\epsilon_r = 40.231$ ;  $\rho = 1000$  kg/m<sup>3</sup>

Phantom section: Flat Section

DASY5 Configuration:

- Probe: EX3DV4 - SN7522; ConvF(8.1, 8.1, 8.1) @ 1732.5 MHz; Calibrated: 2022/5/6
- Sensor-Surface: 1.4mm (Mechanical Surface Detection)
- Electronics: DAE4 Sn1325; Calibrated: 2022/8/29
- Phantom: SAM 1; Type: QD000P40CC; Serial: TP:1412
- Measurement SW: DASY52, Version 52.10 (2); SEMCAD X Version 14.6.12 (7470)

**Area Scan (61x121x1):** Interpolated grid: dx=1.500 mm, dy=1.500 mm

Maximum value of SAR (interpolated) = 0.552 W/kg

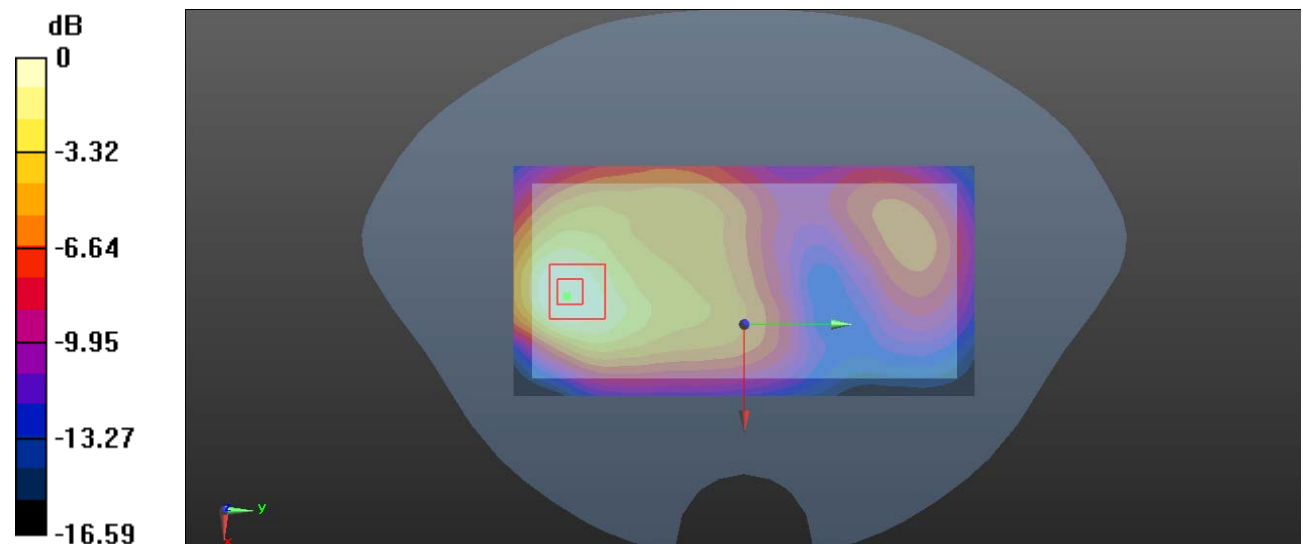
**Zoom Scan (5x5x7)/Cube 0:** Measurement grid: dx=8mm, dy=8mm, dz=5mm

Reference Value = 8.635 V/m; Power Drift = -0.04 dB

Peak SAR (extrapolated) = 0.609 W/kg

**SAR(1 g) = 0.337 W/kg; SAR(10 g) = 0.198 W/kg**

Maximum value of SAR (measured) = 0.493 W/kg



0 dB = 0.493 W/kg = -3.07 dBW/kg

**Plot 71#: LTE Band 4 1RB Mid \_ Body Left****DUT: Smart Phone; Type: S300; Serial: CR220943987-SA-S1**

Communication System: Generic FDD-LTE; Frequency: 1732.5 MHz; Duty Cycle: 1:1

Medium parameters used:  $f = 1732.5$  MHz;  $\sigma = 1.356$  S/m;  $\epsilon_r = 40.231$ ;  $\rho = 1000$  kg/m<sup>3</sup>

Phantom section: Flat Section

DASY5 Configuration:

- Probe: EX3DV4 - SN7522; ConvF(8.1, 8.1, 8.1) @ 1732.5 MHz; Calibrated: 2022/5/6
- Sensor-Surface: 1.4mm (Mechanical Surface Detection)
- Electronics: DAE4 Sn1325; Calibrated: 2022/8/29
- Phantom: SAM 1; Type: QD000P40CC; Serial: TP:1412
- Measurement SW: DASY52, Version 52.10 (2); SEMCAD X Version 14.6.12 (7470)

**Area Scan (41x121x1):** Interpolated grid: dx=1.500 mm, dy=1.500 mm

Maximum value of SAR (interpolated) = 0.245 W/kg

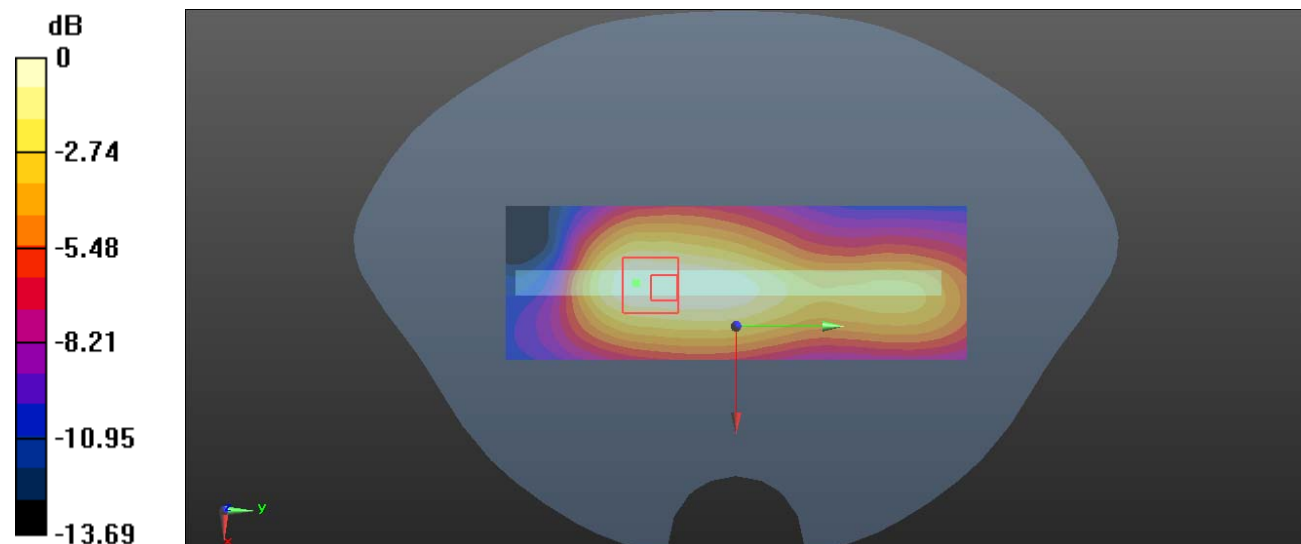
**Zoom Scan (5x5x7)/Cube 0:** Measurement grid: dx=8mm, dy=8mm, dz=5mm

Reference Value = 11.03 V/m; Power Drift = -0.02 dB

Peak SAR (extrapolated) = 0.276 W/kg

**SAR(1 g) = 0.169 W/kg; SAR(10 g) = 0.104 W/kg**

Maximum value of SAR (measured) = 0.236 W/kg



0 dB = 0.236 W/kg = -6.27 dBW/kg

**Plot 72#: LTE Band 4 50%RB Mid \_ Body Left****DUT: Smart Phone; Type: S300; Serial: CR220943987-SA-S1**

Communication System: Generic FDD-LTE; Frequency: 1732.5 MHz; Duty Cycle: 1:1

Medium parameters used:  $f = 1732.5$  MHz;  $\sigma = 1.356$  S/m;  $\epsilon_r = 40.231$ ;  $\rho = 1000$  kg/m<sup>3</sup>

Phantom section: Flat Section

DASY5 Configuration:

- Probe: EX3DV4 - SN7522; ConvF(8.1, 8.1, 8.1) @ 1732.5 MHz; Calibrated: 2022/5/6
- Sensor-Surface: 1.4mm (Mechanical Surface Detection)
- Electronics: DAE4 Sn1325; Calibrated: 2022/8/29
- Phantom: SAM 1; Type: QD000P40CC; Serial: TP:1412
- Measurement SW: DASY52, Version 52.10 (2); SEMCAD X Version 14.6.12 (7470)

**Area Scan (41x121x1):** Interpolated grid: dx=1.500 mm, dy=1.500 mm

Maximum value of SAR (interpolated) = 0.198 W/kg

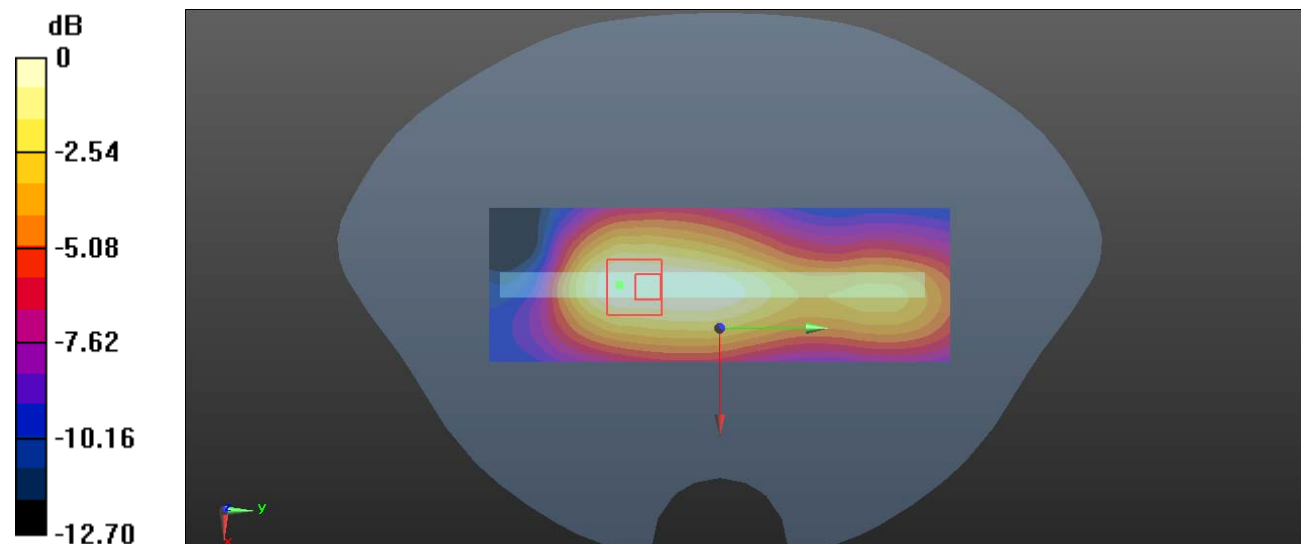
**Zoom Scan (5x5x7)/Cube 0:** Measurement grid: dx=8mm, dy=8mm, dz=5mm

Reference Value = 9.940 V/m; Power Drift = -0.06 dB

Peak SAR (extrapolated) = 0.221 W/kg

**SAR(1 g) = 0.136 W/kg; SAR(10 g) = 0.084 W/kg**

Maximum value of SAR (measured) = 0.189 W/kg





**Plot 73#: LTE Band 4 1RB Mid \_ Body Right****DUT: Smart Phone; Type: S300; Serial: CR220943987-SA-S1**

Communication System: Generic FDD-LTE; Frequency: 1732.5 MHz; Duty Cycle: 1:1

Medium parameters used:  $f = 1732.5$  MHz;  $\sigma = 1.356$  S/m;  $\epsilon_r = 40.231$ ;  $\rho = 1000$  kg/m<sup>3</sup>

Phantom section: Flat Section

DASY5 Configuration:

- Probe: EX3DV4 - SN7522; ConvF(8.1, 8.1, 8.1) @ 1732.5 MHz; Calibrated: 2022/5/6
- Sensor-Surface: 1.4mm (Mechanical Surface Detection)
- Electronics: DAE4 Sn1325; Calibrated: 2022/8/29
- Phantom: SAM 1; Type: QD000P40CC; Serial: TP:1412
- Measurement SW: DASY52, Version 52.10 (2); SEMCAD X Version 14.6.12 (7470)

**Area Scan (41x121x1):** Interpolated grid: dx=1.500 mm, dy=1.500 mm

Maximum value of SAR (interpolated) = 0.113 W/kg

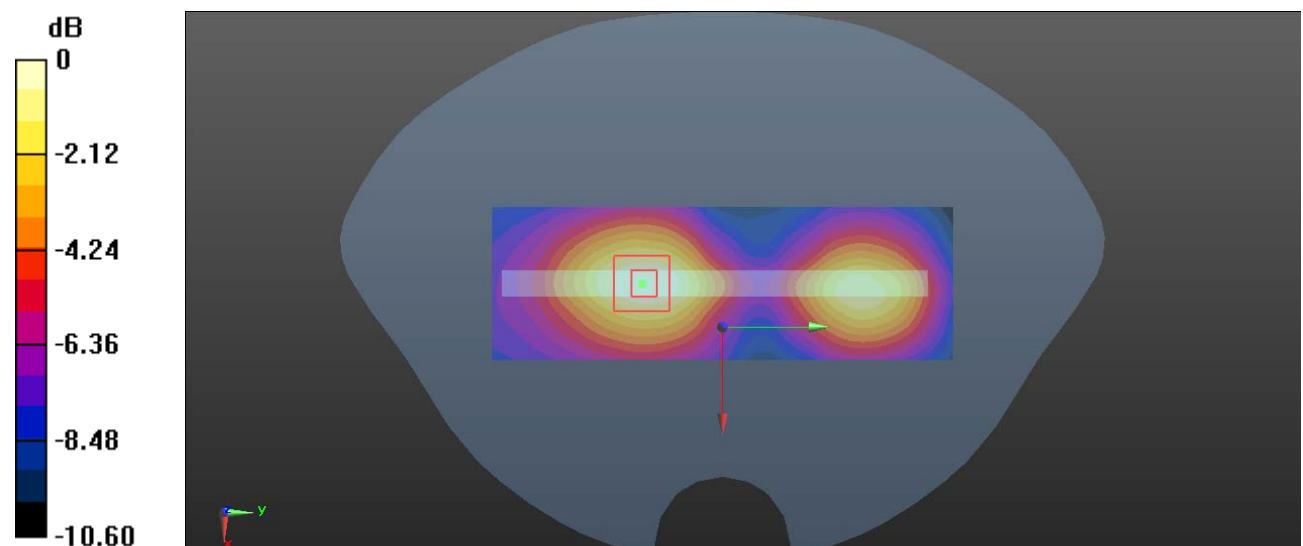
**Zoom Scan (5x5x7)/Cube 0:** Measurement grid: dx=8mm, dy=8mm, dz=5mm

Reference Value = 4.966 V/m; Power Drift = 0.06 dB

Peak SAR (extrapolated) = 0.131 W/kg

**SAR(1 g) = 0.080 W/kg; SAR(10 g) = 0.050 W/kg**

Maximum value of SAR (measured) = 0.112 W/kg



0 dB = 0.112 W/kg = -9.51 dBW/kg

**Plot 74#: LTE Band 4 50%RB Mid \_ Body Right****DUT: Smart Phone; Type: S300; Serial: CR220943987-SA-S1**

Communication System: Generic FDD-LTE; Frequency: 1732.5 MHz; Duty Cycle: 1:1

Medium parameters used:  $f = 1732.5$  MHz;  $\sigma = 1.356$  S/m;  $\epsilon_r = 40.231$ ;  $\rho = 1000$  kg/m<sup>3</sup>

Phantom section: Flat Section

DASY5 Configuration:

- Probe: EX3DV4 - SN7522; ConvF(8.1, 8.1, 8.1) @ 1732.5 MHz; Calibrated: 2022/5/6
- Sensor-Surface: 1.4mm (Mechanical Surface Detection)
- Electronics: DAE4 Sn1325; Calibrated: 2022/8/29
- Phantom: SAM 1; Type: QD000P40CC; Serial: TP:1412
- Measurement SW: DASY52, Version 52.10 (2); SEMCAD X Version 14.6.12 (7470)

**Area Scan (41x121x1):** Interpolated grid: dx=1.500 mm, dy=1.500 mm

Maximum value of SAR (interpolated) = 0.101 W/kg

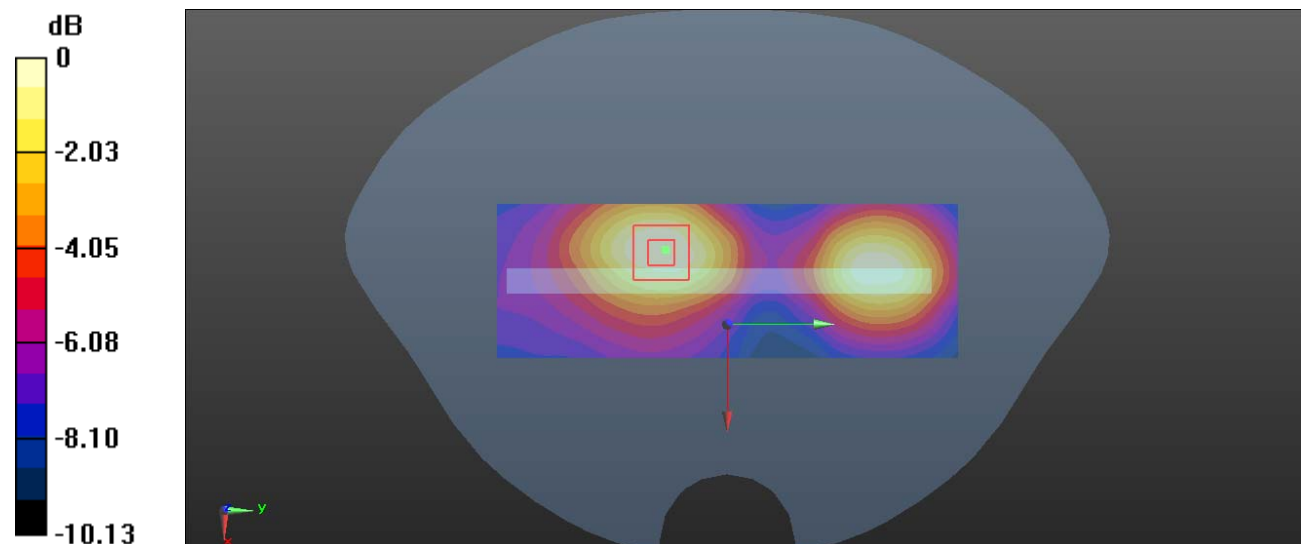
**Zoom Scan (5x5x7)/Cube 0:** Measurement grid: dx=8mm, dy=8mm, dz=5mm

Reference Value = 5.027 V/m; Power Drift = 0.01 dB

Peak SAR (extrapolated) = 0.114 W/kg

**SAR(1 g) = 0.070 W/kg; SAR(10 g) = 0.045 W/kg**

Maximum value of SAR (measured) = 0.0973 W/kg



0 dB = 0.0973 W/kg = -10.12 dBW/kg

**Plot 75#: LTE Band 4 1RB Mid \_ Body Bottom****DUT: Smart Phone; Type: S300; Serial: CR220943987-SA-S1**

Communication System: Generic FDD-LTE; Frequency: 1732.5 MHz; Duty Cycle: 1:1

Medium parameters used:  $f = 1732.5$  MHz;  $\sigma = 1.356$  S/m;  $\epsilon_r = 40.231$ ;  $\rho = 1000$  kg/m<sup>3</sup>

Phantom section: Flat Section

DASY5 Configuration:

- Probe: EX3DV4 - SN7522; ConvF(8.1, 8.1, 8.1) @ 1732.5 MHz; Calibrated: 2022/5/6
- Sensor-Surface: 1.4mm (Mechanical Surface Detection)
- Electronics: DAE4 Sn1325; Calibrated: 2022/8/29
- Phantom: SAM 1; Type: QD000P40CC; Serial: TP:1412
- Measurement SW: DASY52, Version 52.10 (2); SEMCAD X Version 14.6.12 (7470)

**Area Scan (41x61x1):** Interpolated grid: dx=1.500 mm, dy=1.500 mm

Maximum value of SAR (interpolated) = 0.377 W/kg

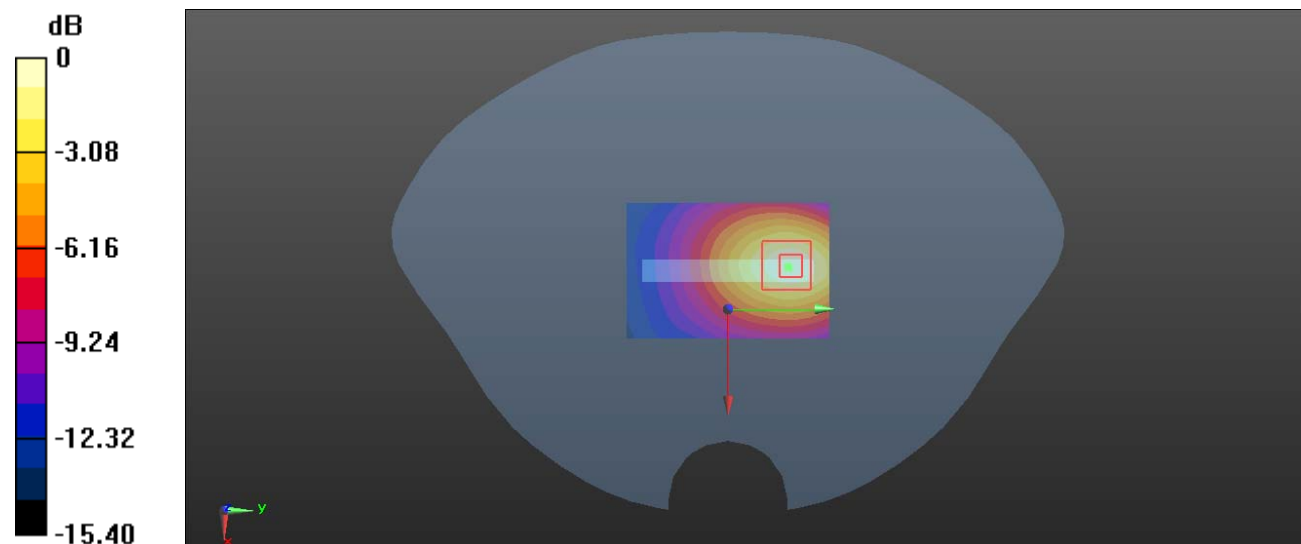
**Zoom Scan (5x5x7)/Cube 0:** Measurement grid: dx=8mm, dy=8mm, dz=5mm

Reference Value = 9.194 V/m; Power Drift = -0.04 dB

Peak SAR (extrapolated) = 0.455 W/kg

**SAR(1 g) = 0.260 W/kg; SAR(10 g) = 0.149 W/kg**

Maximum value of SAR (measured) = 0.380 W/kg



0 dB = 0.380 W/kg = -4.20 dBW/kg

**Plot 76#: LTE Band 4 50%RB Mid \_ Body Bottom****DUT: Smart Phone; Type: S300; Serial: CR220943987-SA-S1**

Communication System: Generic FDD-LTE; Frequency: 1732.5 MHz; Duty Cycle: 1:1

Medium parameters used:  $f = 1732.5$  MHz;  $\sigma = 1.356$  S/m;  $\epsilon_r = 40.231$ ;  $\rho = 1000$  kg/m<sup>3</sup>

Phantom section: Flat Section

DASY5 Configuration:

- Probe: EX3DV4 - SN7522; ConvF(8.1, 8.1, 8.1) @ 1732.5 MHz; Calibrated: 2022/5/6
- Sensor-Surface: 1.4mm (Mechanical Surface Detection)
- Electronics: DAE4 Sn1325; Calibrated: 2022/8/29
- Phantom: SAM 1; Type: QD000P40CC; Serial: TP:1412
- Measurement SW: DASY52, Version 52.10 (2); SEMCAD X Version 14.6.12 (7470)

**Area Scan (41x61x1):** Interpolated grid: dx=1.500 mm, dy=1.500 mm

Maximum value of SAR (interpolated) = 0.302 W/kg

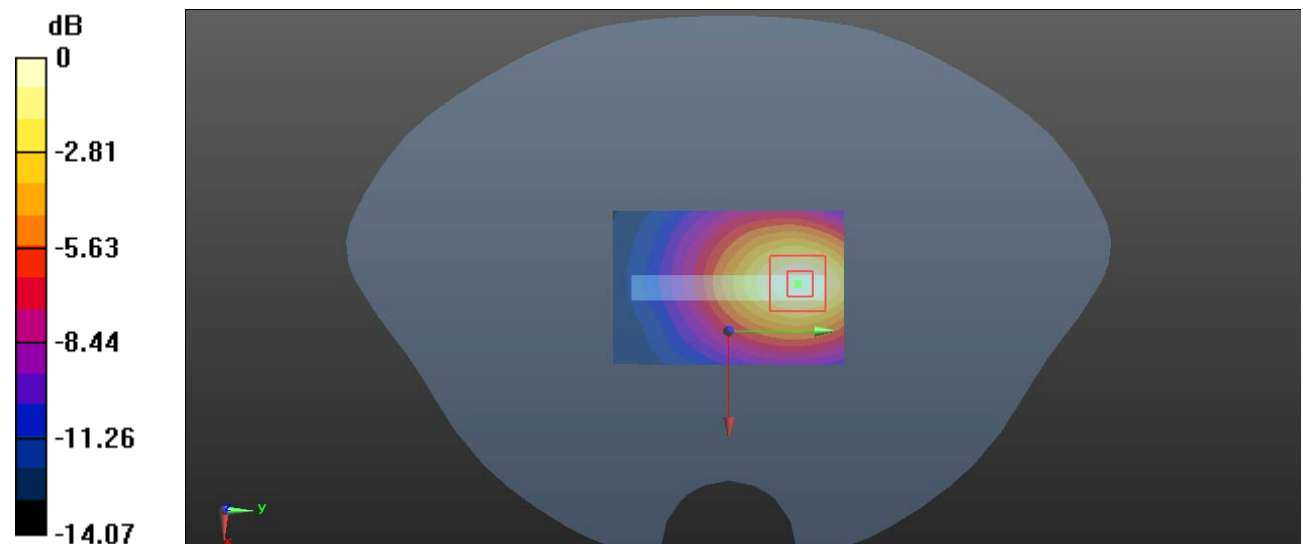
**Zoom Scan (5x5x7)/Cube 0:** Measurement grid: dx=8mm, dy=8mm, dz=5mm

Reference Value = 8.139 V/m; Power Drift = 0.12 dB

Peak SAR (extrapolated) = 0.366 W/kg

**SAR(1 g) = 0.208 W/kg; SAR(10 g) = 0.119 W/kg**

Maximum value of SAR (measured) = 0.306 W/kg



0 dB = 0.306 W/kg = -5.14 dBW/kg

**Plot 77#: LTE Band 7 1RB Mid \_ Head Left Cheek****DUT: Smart Phone; Type: S300; Serial: CR220943987-SA-S1**

Communication System: Generic FDD-LTE; Frequency: 2535 MHz; Duty Cycle: 1:1

Medium parameters used:  $f = 2535$  MHz;  $\sigma = 1.868$  S/m;  $\epsilon_r = 38.981$ ;  $\rho = 1000$  kg/m<sup>3</sup>

Phantom section: Left Section

DASY5 Configuration:

- Probe: EX3DV4 - SN7522; ConvF(7.22, 7.22, 7.22) @ 2535 MHz; Calibrated: 2022/5/6
- Sensor-Surface: 1.4mm (Mechanical Surface Detection)
- Electronics: DAE4 Sn1325; Calibrated: 2022/8/29
- Phantom: SAM 1; Type: QD000P40CC; Serial: TP:1412
- Measurement SW: DASY52, Version 52.10 (2); SEMCAD X Version 14.6.12 (7470)

**Area Scan (81x121x1):** Interpolated grid: dx=1.200 mm, dy=1.200 mm

Maximum value of SAR (interpolated) = 0.248 W/kg

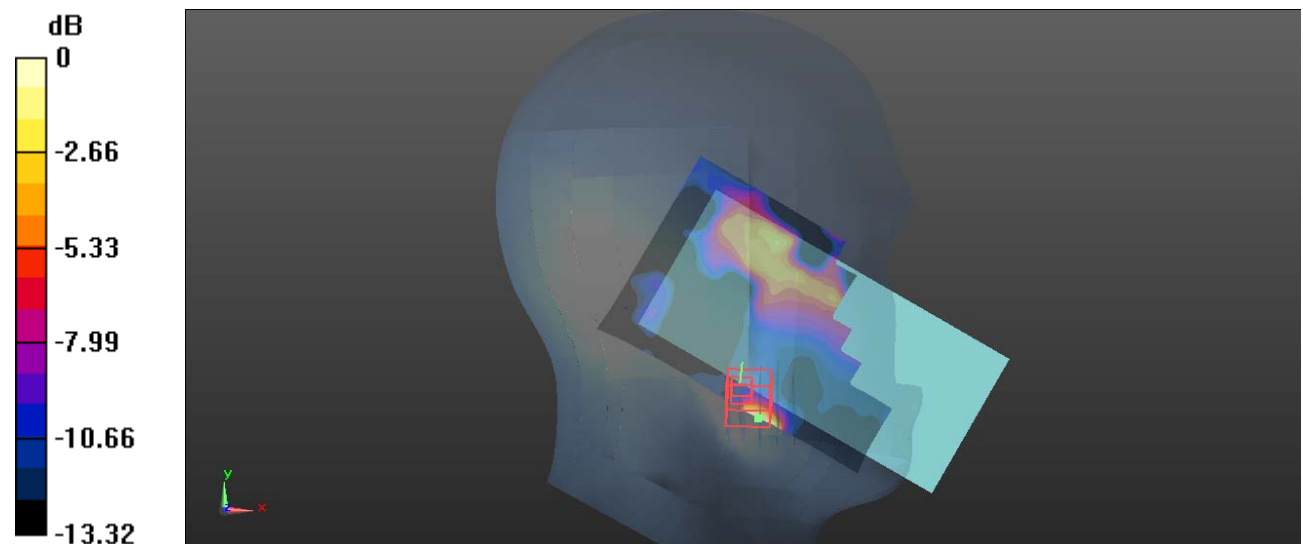
**Zoom Scan (5x5x7)/Cube 0:** Measurement grid: dx=8mm, dy=8mm, dz=5mm

Reference Value = 2.412 V/m; Power Drift = 0.19 dB

Peak SAR (extrapolated) = 0.244 W/kg

**SAR(1 g) = 0.024 W/kg; SAR(10 g) = 0.013 W/kg**

Maximum value of SAR (measured) = 0.184 W/kg



0 dB = 0.184 W/kg = -7.35 dBW/kg

**Plot 78#: LTE Band 7 50%RB Mid \_ Head Left Cheek****DUT: Smart Phone; Type: S300; Serial: CR220943987-SA-S1**

Communication System: Generic FDD-LTE; Frequency: 2535 MHz; Duty Cycle: 1:1

Medium parameters used:  $f = 2535$  MHz;  $\sigma = 1.868$  S/m;  $\epsilon_r = 38.981$ ;  $\rho = 1000$  kg/m<sup>3</sup>

Phantom section: Left Section

DASY5 Configuration:

- Probe: EX3DV4 - SN7522; ConvF(7.22, 7.22, 7.22) @ 2535 MHz; Calibrated: 2022/5/6
- Sensor-Surface: 1.4mm (Mechanical Surface Detection)
- Electronics: DAE4 Sn1325; Calibrated: 2022/8/29
- Phantom: SAM 1; Type: QD000P40CC; Serial: TP:1412
- Measurement SW: DASY52, Version 52.10 (2); SEMCAD X Version 14.6.12 (7470)

**Area Scan (81x121x1):** Interpolated grid: dx=1.200 mm, dy=1.200 mm

Maximum value of SAR (interpolated) = 0.110 W/kg

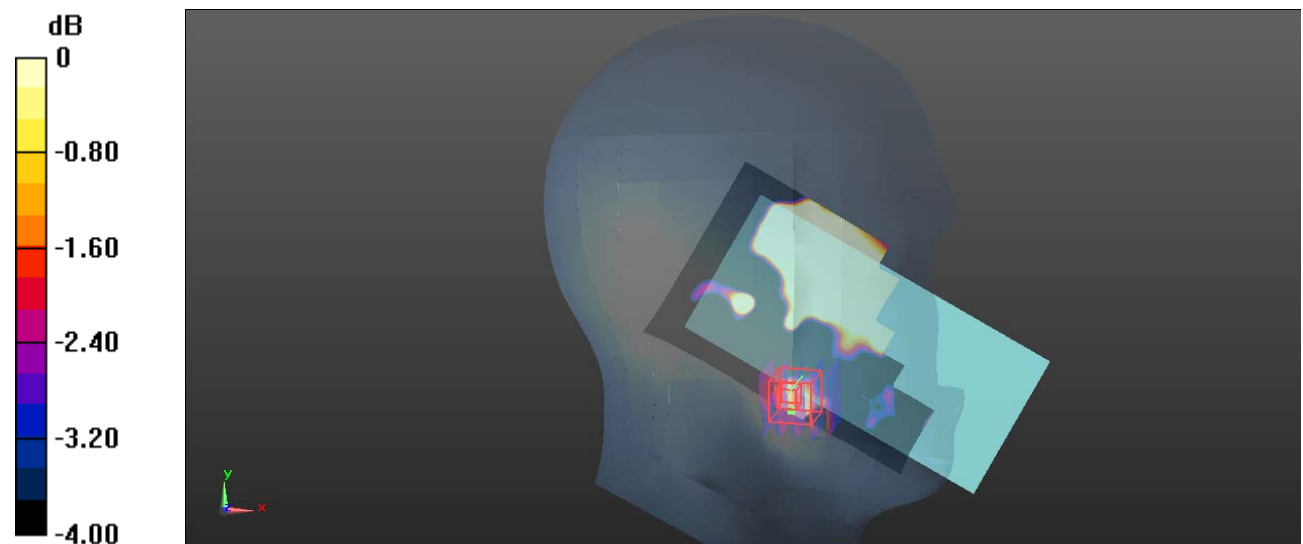
**Zoom Scan (5x5x7)/Cube 0:** Measurement grid: dx=8mm, dy=8mm, dz=5mm

Reference Value = 2.226 V/m; Power Drift = 0.14 dB

Peak SAR (extrapolated) = 0.0240 W/kg

**SAR(1 g) = 0.017 W/kg; SAR(10 g) = 0.014 W/kg**

Maximum value of SAR (measured) = 0.0216 W/kg



0 dB = 0.0216 W/kg = -16.66 dBW/kg

**Plot 79#: LTE Band 7 1RB Mid \_ Head Left Tilt****DUT: Smart Phone; Type: S300; Serial: CR220943987-SA-S1**

Communication System: Generic FDD-LTE; Frequency: 2535 MHz; Duty Cycle: 1:1

Medium parameters used:  $f = 2535$  MHz;  $\sigma = 1.868$  S/m;  $\epsilon_r = 38.981$ ;  $\rho = 1000$  kg/m<sup>3</sup>

Phantom section: Left Section

DASY5 Configuration:

- Probe: EX3DV4 - SN7522; ConvF(7.22, 7.22, 7.22) @ 2535 MHz; Calibrated: 2022/5/6
- Sensor-Surface: 1.4mm (Mechanical Surface Detection)
- Electronics: DAE4 Sn1325; Calibrated: 2022/8/29
- Phantom: SAM 1; Type: QD000P40CC; Serial: TP:1412
- Measurement SW: DASY52, Version 52.10 (2); SEMCAD X Version 14.6.12 (7470)

**Area Scan (81x121x1):** Interpolated grid: dx=1.200 mm, dy=1.200 mm

Maximum value of SAR (interpolated) = 0.0525 W/kg

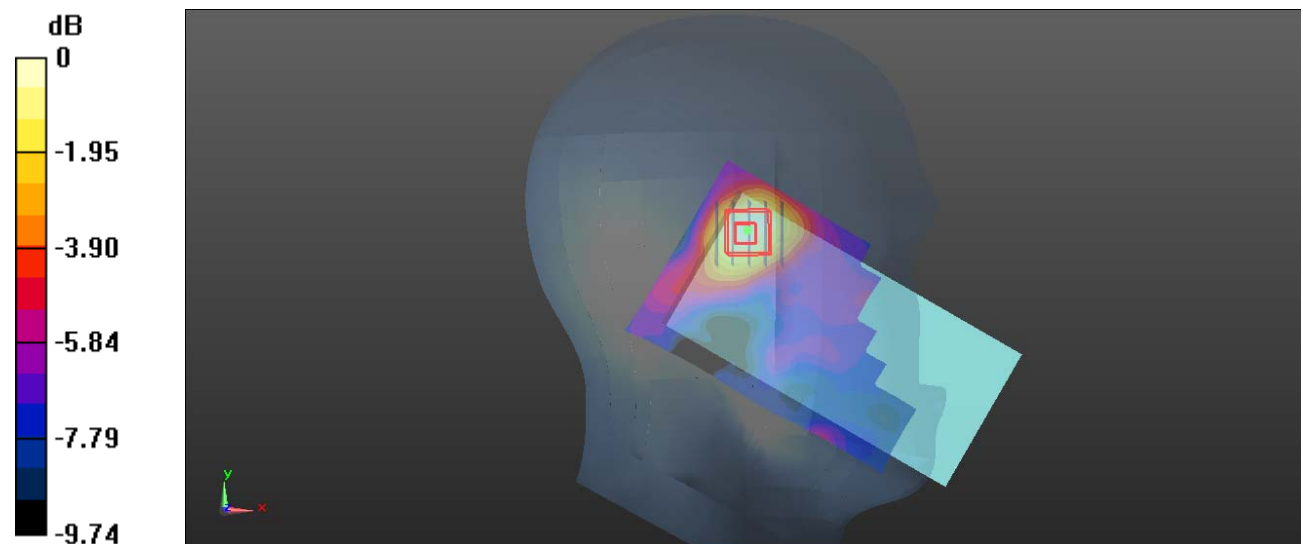
**Zoom Scan (5x5x7)/Cube 0:** Measurement grid: dx=8mm, dy=8mm, dz=5mm

Reference Value = 3.360 V/m; Power Drift = -0.18 dB

Peak SAR (extrapolated) = 0.169 W/kg

**SAR(1 g) = 0.038 W/kg; SAR(10 g) = 0.022 W/kg**

Maximum value of SAR (measured) = 0.0529 W/kg



0 dB = 0.0529 W/kg = -12.77 dBW/kg

**Plot 80#: LTE Band 7 50%RB Mid \_ Head Left Tilt****DUT: Smart Phone; Type: S300; Serial: CR220943987-SA-S1**

Communication System: Generic FDD-LTE; Frequency: 2535 MHz; Duty Cycle: 1:1

Medium parameters used:  $f = 2535$  MHz;  $\sigma = 1.868$  S/m;  $\epsilon_r = 38.981$ ;  $\rho = 1000$  kg/m<sup>3</sup>

Phantom section: Left Section

DASY5 Configuration:

- Probe: EX3DV4 - SN7522; ConvF(7.22, 7.22, 7.22) @ 2535 MHz; Calibrated: 2022/5/6
- Sensor-Surface: 1.4mm (Mechanical Surface Detection)
- Electronics: DAE4 Sn1325; Calibrated: 2022/8/29
- Phantom: SAM 1; Type: QD000P40CC; Serial: TP:1412
- Measurement SW: DASY52, Version 52.10 (2); SEMCAD X Version 14.6.12 (7470)

**Area Scan (81x121x1):** Interpolated grid: dx=1.200 mm, dy=1.200 mm

Maximum value of SAR (interpolated) = 0.0456 W/kg

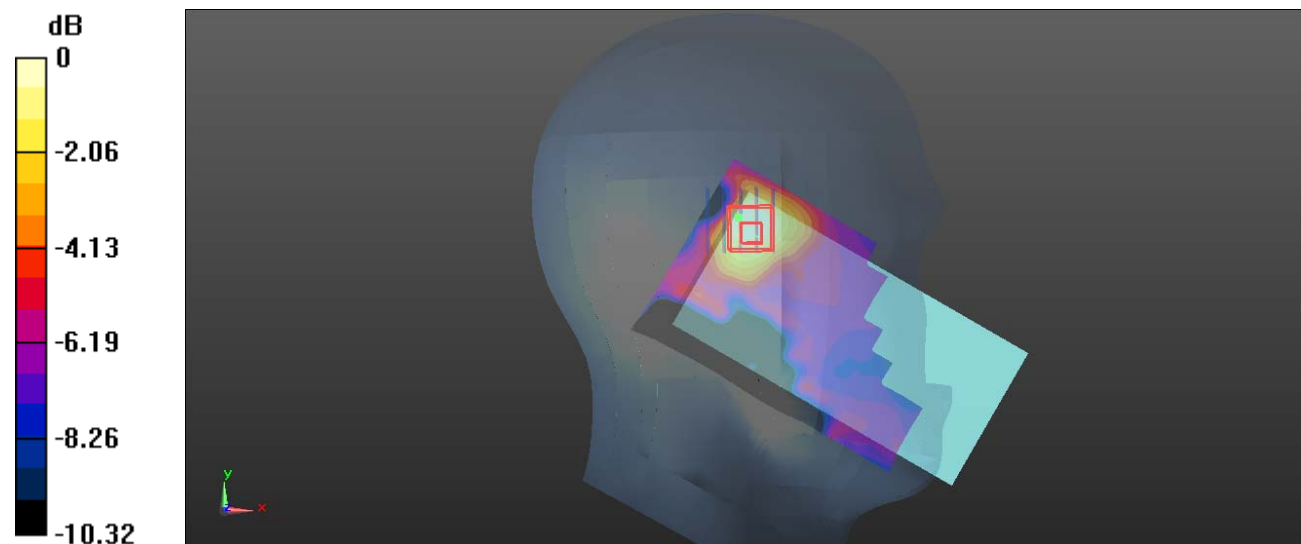
**Zoom Scan (5x5x7)/Cube 0:** Measurement grid: dx=8mm, dy=8mm, dz=5mm

Reference Value = 2.829 V/m; Power Drift = 0.05 dB

Peak SAR (extrapolated) = 0.0530 W/kg

**SAR(1 g) = 0.031 W/kg; SAR(10 g) = 0.018 W/kg**

Maximum value of SAR (measured) = 0.0446 W/kg



0 dB = 0.0446 W/kg = -13.51 dBW/kg



**Plot 81#: LTE Band 7 1RB Mid \_ Head Right Cheek****DUT: Smart Phone; Type: S300; Serial: CR220943987-SA-S1**

Communication System: Generic FDD-LTE; Frequency: 2535 MHz; Duty Cycle: 1:1

Medium parameters used:  $f = 2535$  MHz;  $\sigma = 1.868$  S/m;  $\epsilon_r = 38.981$ ;  $\rho = 1000$  kg/m<sup>3</sup>

Phantom section: Right Section

DASY5 Configuration:

- Probe: EX3DV4 - SN7522; ConvF(7.22, 7.22, 7.22) @ 2535 MHz; Calibrated: 2022/5/6
- Sensor-Surface: 1.4mm (Mechanical Surface Detection)
- Electronics: DAE4 Sn1325; Calibrated: 2022/8/29
- Phantom: SAM 1; Type: QD000P40CC; Serial: TP:1412
- Measurement SW: DASY52, Version 52.10 (2); SEMCAD X Version 14.6.12 (7470)

**Area Scan (81x121x1):** Interpolated grid: dx=1.200 mm, dy=1.200 mm

Maximum value of SAR (interpolated) = 0.100 W/kg


**Zoom Scan (5x5x7)/Cube 0:** Measurement grid: dx=8mm, dy=8mm, dz=5mm

Reference Value = 3.049 V/m; Power Drift = -0.19 dB

Peak SAR (extrapolated) = 0.111 W/kg

**SAR(1 g) = 0.066 W/kg; SAR(10 g) = 0.039 W/kg**

Maximum value of SAR (measured) = 0.0946 W/kg



0 dB = 0.0946 W/kg = -10.24 dBW/kg

**Plot 82#: LTE Band 7 50%RB Mid \_ Head Right Cheek****DUT: Smart Phone; Type: S300; Serial: CR220943987-SA-S1**

Communication System: Generic FDD-LTE; Frequency: 2535 MHz; Duty Cycle: 1:1

Medium parameters used:  $f = 2535$  MHz;  $\sigma = 1.868$  S/m;  $\epsilon_r = 38.981$ ;  $\rho = 1000$  kg/m<sup>3</sup>

Phantom section: Right Section

DASY5 Configuration:

- Probe: EX3DV4 - SN7522; ConvF(7.22, 7.22, 7.22) @ 2535 MHz; Calibrated: 2022/5/6
- Sensor-Surface: 1.4mm (Mechanical Surface Detection)
- Electronics: DAE4 Sn1325; Calibrated: 2022/8/29
- Phantom: SAM 1; Type: QD000P40CC; Serial: TP:1412
- Measurement SW: DASY52, Version 52.10 (2); SEMCAD X Version 14.6.12 (7470)

**Area Scan (81x121x1):** Interpolated grid: dx=1.200 mm, dy=1.200 mm

Maximum value of SAR (interpolated) = 0.0745 W/kg


**Zoom Scan (5x5x7)/Cube 0:** Measurement grid: dx=8mm, dy=8mm, dz=5mm

Reference Value = 1.171 V/m; Power Drift = 0.15 dB

Peak SAR (extrapolated) = 0.0810 W/kg

**SAR(1 g) = 0.048 W/kg; SAR(10 g) = 0.030 W/kg**

Maximum value of SAR (measured) = 0.0684 W/kg



0 dB = 0.0684 W/kg = -11.65 dBW/kg

**Plot 83#: LTE Band 7 1RB Mid \_ Head Right Tilt****DUT: Smart Phone; Type: S300; Serial: CR220943987-SA-S1**

Communication System: Generic FDD-LTE; Frequency: 2535 MHz; Duty Cycle: 1:1

Medium parameters used:  $f = 2535$  MHz;  $\sigma = 1.868$  S/m;  $\epsilon_r = 38.981$ ;  $\rho = 1000$  kg/m<sup>3</sup>

Phantom section: Right Section

DASY5 Configuration:

- Probe: EX3DV4 - SN7522; ConvF(7.22, 7.22, 7.22) @ 2535 MHz; Calibrated: 2022/5/6
- Sensor-Surface: 1.4mm (Mechanical Surface Detection)
- Electronics: DAE4 Sn1325; Calibrated: 2022/8/29
- Phantom: SAM 1; Type: QD000P40CC; Serial: TP:1412
- Measurement SW: DASY52, Version 52.10 (2); SEMCAD X Version 14.6.12 (7470)

**Area Scan (81x121x1):** Interpolated grid: dx=1.200 mm, dy=1.200 mm

Maximum value of SAR (interpolated) = 0.0379 W/kg


**Zoom Scan (5x5x7)/Cube 0:** Measurement grid: dx=8mm, dy=8mm, dz=5mm

Reference Value = 2.537 V/m; Power Drift = 0.13 dB

Peak SAR (extrapolated) = 0.0440 W/kg

**SAR(1 g) = 0.027 W/kg; SAR(10 g) = 0.018 W/kg**

Maximum value of SAR (measured) = 0.0363 W/kg



0 dB = 0.0363 W/kg = -14.40 dBW/kg

**Plot 84#: LTE Band 7 50%RB Mid \_ Head Right Tilt****DUT: Smart Phone; Type: S300; Serial: CR220943987-SA-S1**

Communication System: Generic FDD-LTE; Frequency: 2535 MHz; Duty Cycle: 1:1

Medium parameters used:  $f = 2535$  MHz;  $\sigma = 1.868$  S/m;  $\epsilon_r = 38.981$ ;  $\rho = 1000$  kg/m<sup>3</sup>

Phantom section: Right Section

DASY5 Configuration:

- Probe: EX3DV4 - SN7522; ConvF(7.22, 7.22, 7.22) @ 2535 MHz; Calibrated: 2022/5/6
- Sensor-Surface: 1.4mm (Mechanical Surface Detection)
- Electronics: DAE4 Sn1325; Calibrated: 2022/8/29
- Phantom: SAM 1; Type: QD000P40CC; Serial: TP:1412
- Measurement SW: DASY52, Version 52.10 (2); SEMCAD X Version 14.6.12 (7470)

**Area Scan (81x121x1):** Interpolated grid: dx=1.200 mm, dy=1.200 mm

Maximum value of SAR (interpolated) = 0.0465 W/kg


**Zoom Scan (5x5x7)/Cube 0:** Measurement grid: dx=8mm, dy=8mm, dz=5mm

Reference Value = 2.256 V/m; Power Drift = 0.16 dB

Peak SAR (extrapolated) = 0.0250 W/kg

**SAR(1 g) = 0.014 W/kg; SAR(10 g) = 0.011 W/kg**

Maximum value of SAR (measured) = 0.0242 W/kg



**Plot 85#: LTE Band 7 1RB Mid \_ Body Front****DUT: Smart Phone; Type: S300; Serial: CR220943987-SA-S1**

Communication System: Generic FDD-LTE; Frequency: 2535 MHz; Duty Cycle: 1:1

Medium parameters used:  $f = 2535$  MHz;  $\sigma = 1.868$  S/m;  $\epsilon_r = 38.981$ ;  $\rho = 1000$  kg/m<sup>3</sup>

Phantom section: Flat Section

DASY5 Configuration:

- Probe: EX3DV4 - SN7522; ConvF(7.22, 7.22, 7.22) @ 2535 MHz; Calibrated: 2022/5/6
- Sensor-Surface: 1.4mm (Mechanical Surface Detection)
- Electronics: DAE4 Sn1325; Calibrated: 2022/8/29
- Phantom: SAM 1; Type: QD000P40CC; Serial: TP:1412
- Measurement SW: DASY52, Version 52.10 (2); SEMCAD X Version 14.6.12 (7470)

**Area Scan (81x161x1):** Interpolated grid: dx=1.200 mm, dy=1.200 mm

Maximum value of SAR (interpolated) = 0.313 W/kg

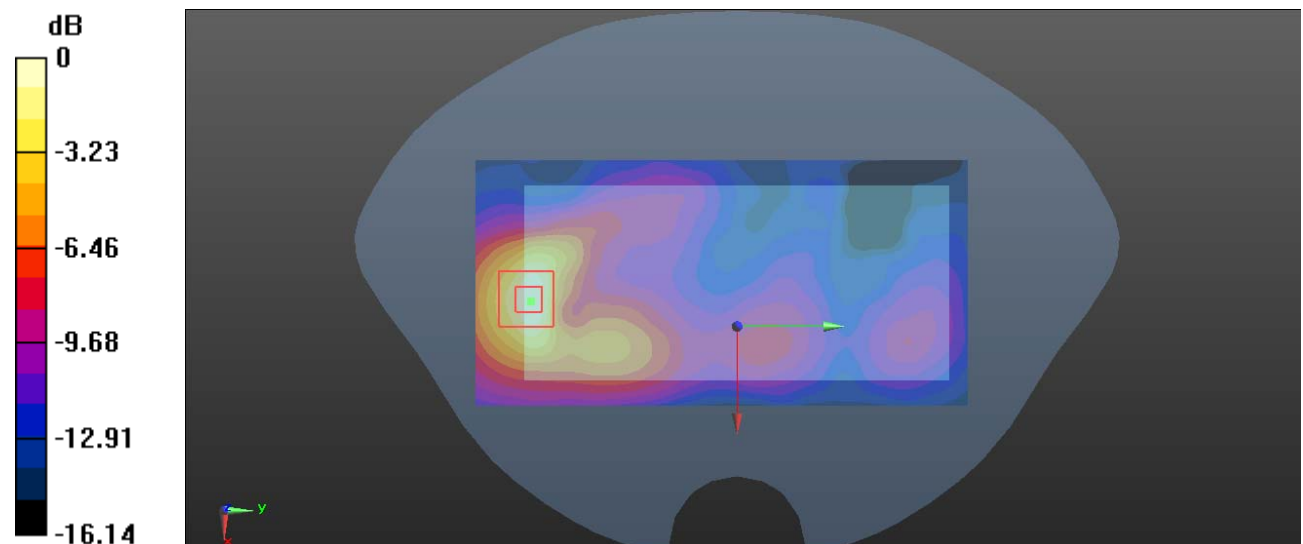
**Zoom Scan (5x5x7)/Cube 0:** Measurement grid: dx=8mm, dy=8mm, dz=5mm

Reference Value = 3.094 V/m; Power Drift = -0.12 dB

Peak SAR (extrapolated) = 0.395 W/kg

**SAR(1 g) = 0.201 W/kg; SAR(10 g) = 0.101 W/kg**

Maximum value of SAR (measured) = 0.322 W/kg



0 dB = 0.322 W/kg = -4.92 dBW/kg

**Plot 86#: LTE Band 7 50%RB Mid \_ Body Front****DUT: Smart Phone; Type: S300; Serial: CR220943987-SA-S1**

Communication System: Generic FDD-LTE; Frequency: 2535 MHz; Duty Cycle: 1:1

Medium parameters used:  $f = 2535$  MHz;  $\sigma = 1.868$  S/m;  $\epsilon_r = 38.981$ ;  $\rho = 1000$  kg/m<sup>3</sup>

Phantom section: Flat Section

DASY5 Configuration:

- Probe: EX3DV4 - SN7522; ConvF(7.22, 7.22, 7.22) @ 2535 MHz; Calibrated: 2022/5/6
- Sensor-Surface: 1.4mm (Mechanical Surface Detection)
- Electronics: DAE4 Sn1325; Calibrated: 2022/8/29
- Phantom: SAM 1; Type: QD000P40CC; Serial: TP:1412
- Measurement SW: DASY52, Version 52.10 (2); SEMCAD X Version 14.6.12 (7470)

**Area Scan (81x161x1):** Interpolated grid: dx=1.200 mm, dy=1.200 mm

Maximum value of SAR (interpolated) = 0.270 W/kg

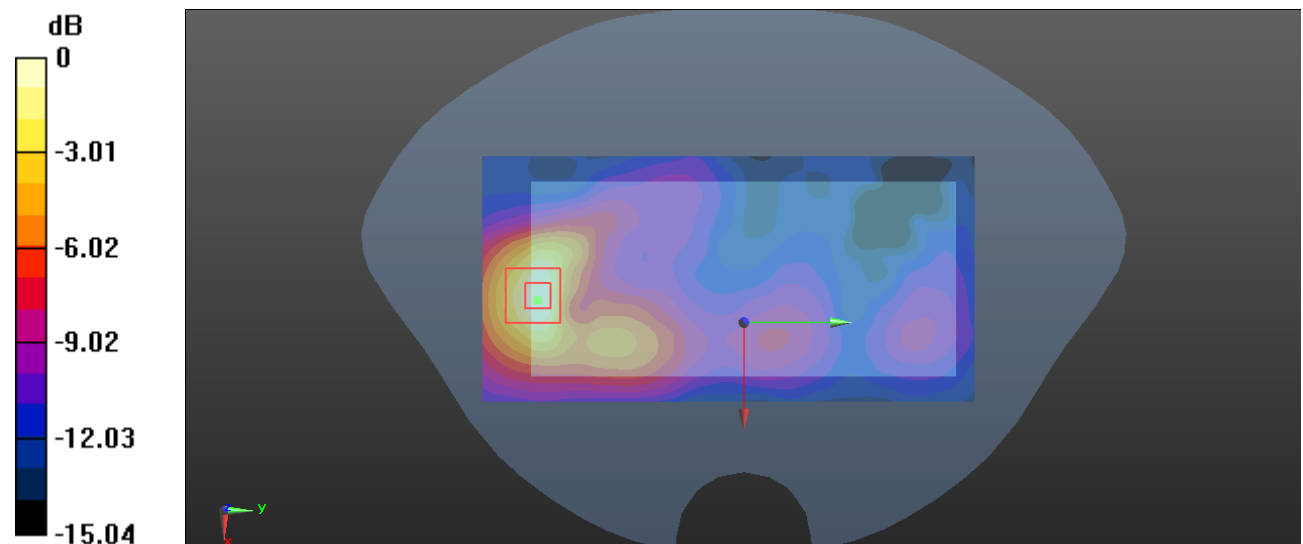
**Zoom Scan (5x5x7)/Cube 0:** Measurement grid: dx=8mm, dy=8mm, dz=5mm

Reference Value = 2.842 V/m; Power Drift = -0.18 dB

Peak SAR (extrapolated) = 0.323 W/kg

**SAR(1 g) = 0.164 W/kg; SAR(10 g) = 0.082 W/kg**

Maximum value of SAR (measured) = 0.263 W/kg



0 dB = 0.263 W/kg = -5.80 dBW/kg

**Plot 87#: LTE Band 7 1RB Mid \_ Body Back****DUT: Smart Phone; Type: S300; Serial: CR220943987-SA-S1**

Communication System: Generic FDD-LTE; Frequency: 2535 MHz; Duty Cycle: 1:1

Medium parameters used:  $f = 2535$  MHz;  $\sigma = 1.868$  S/m;  $\epsilon_r = 38.981$ ;  $\rho = 1000$  kg/m<sup>3</sup>

Phantom section: Flat Section

DASY5 Configuration:

- Probe: EX3DV4 - SN7522; ConvF(7.22, 7.22, 7.22) @ 2535 MHz; Calibrated: 2022/5/6
- Sensor-Surface: 1.4mm (Mechanical Surface Detection)
- Electronics: DAE4 Sn1325; Calibrated: 2022/8/29
- Phantom: SAM 1; Type: QD000P40CC; Serial: TP:1412
- Measurement SW: DASY52, Version 52.10 (2); SEMCAD X Version 14.6.12 (7470)

**Area Scan (81x151x1):** Interpolated grid: dx=1.200 mm, dy=1.200 mm

Maximum value of SAR (interpolated) = 1.13 W/kg

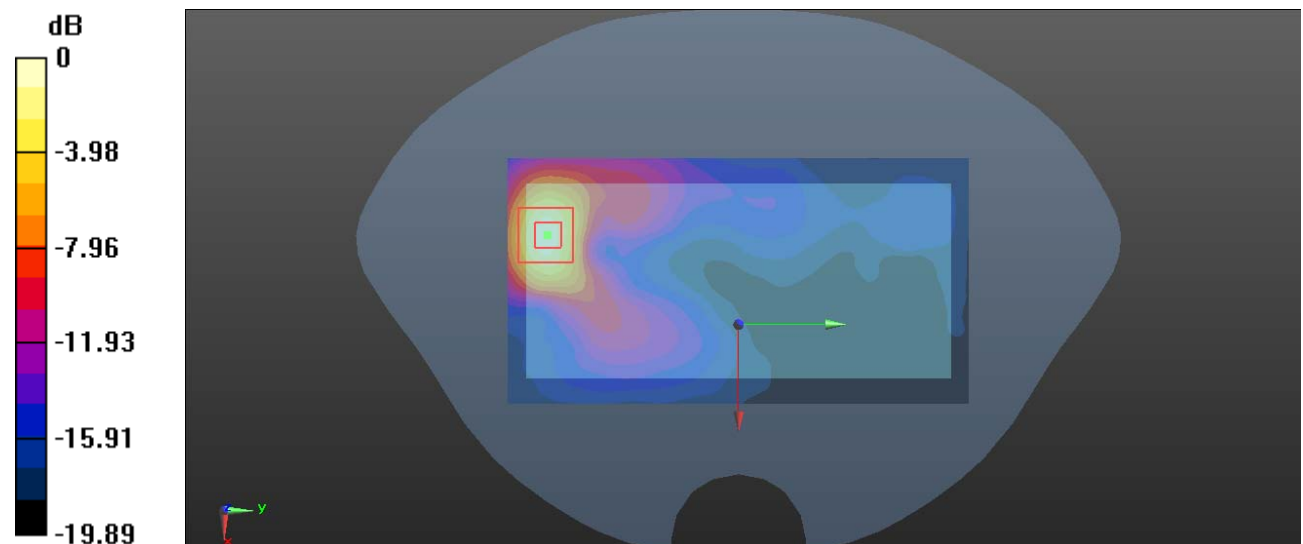
**Zoom Scan (5x5x7)/Cube 0:** Measurement grid: dx=8mm, dy=8mm, dz=5mm

Reference Value = 2.927 V/m; Power Drift = -0.19 dB

Peak SAR (extrapolated) = 1.53 W/kg

**SAR(1 g) = 0.729 W/kg; SAR(10 g) = 0.315 W/kg**

Maximum value of SAR (measured) = 1.23 W/kg



0 dB = 1.23 W/kg = 0.90 dBW/kg

**Plot 88#: LTE Band 7 50%RB Mid \_ Body Back****DUT: Smart Phone; Type: S300; Serial: CR220943987-SA-S1**

Communication System: Generic FDD-LTE; Frequency: 2535 MHz; Duty Cycle: 1:1

Medium parameters used:  $f = 2535$  MHz;  $\sigma = 1.868$  S/m;  $\epsilon_r = 38.981$ ;  $\rho = 1000$  kg/m<sup>3</sup>

Phantom section: Flat Section

DASY5 Configuration:

- Probe: EX3DV4 - SN7522; ConvF(7.22, 7.22, 7.22) @ 2535 MHz; Calibrated: 2022/5/6
- Sensor-Surface: 1.4mm (Mechanical Surface Detection)
- Electronics: DAE4 Sn1325; Calibrated: 2022/8/29
- Phantom: SAM 1; Type: QD000P40CC; Serial: TP:1412
- Measurement SW: DASY52, Version 52.10 (2); SEMCAD X Version 14.6.12 (7470)

**Area Scan (81x151x1):** Interpolated grid: dx=1.200 mm, dy=1.200 mm

Maximum value of SAR (interpolated) = 0.934 W/kg

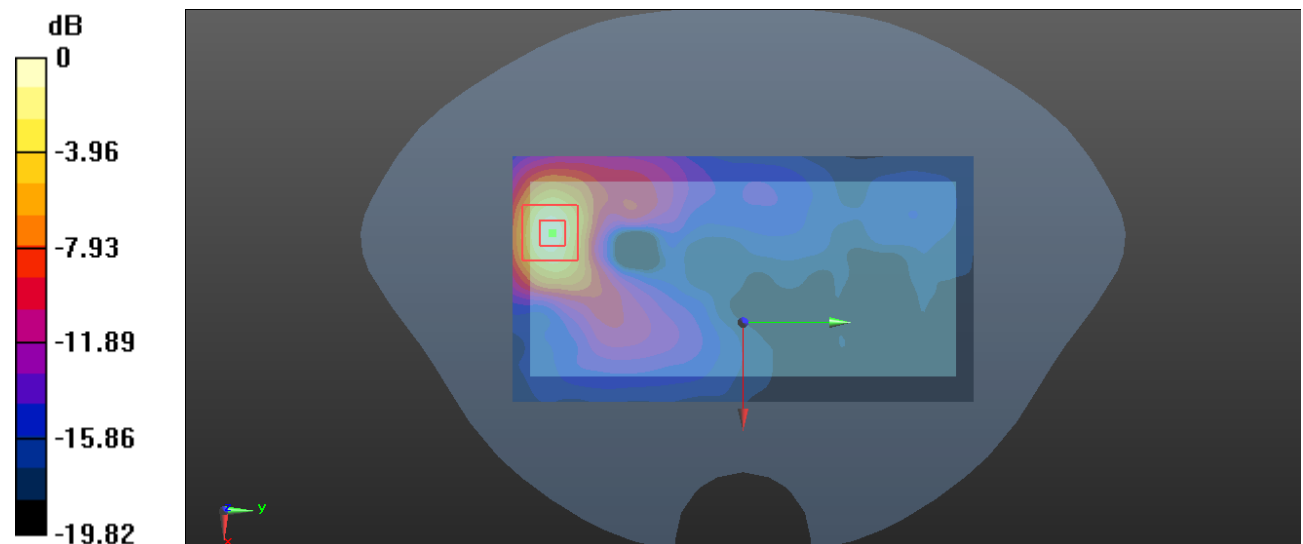
**Zoom Scan (5x5x7)/Cube 0:** Measurement grid: dx=8mm, dy=8mm, dz=5mm

Reference Value = 2.650 V/m; Power Drift = -0.20 dB

Peak SAR (extrapolated) = 1.29 W/kg

**SAR(1 g) = 0.608 W/kg; SAR(10 g) = 0.260 W/kg**

Maximum value of SAR (measured) = 1.05 W/kg



0 dB = 1.05 W/kg = 0.21 dBW/kg



**Plot 89#: LTE Band 7 1RB Mid \_ Body Left****DUT: Smart Phone; Type: S300; Serial: CR220943987-SA-S1**

Communication System: Generic FDD-LTE; Frequency: 2535 MHz; Duty Cycle: 1:1

Medium parameters used:  $f = 2535$  MHz;  $\sigma = 1.868$  S/m;  $\epsilon_r = 38.981$ ;  $\rho = 1000$  kg/m<sup>3</sup>

Phantom section: Flat Section

DASY5 Configuration:

- Probe: EX3DV4 - SN7522; ConvF(7.22, 7.22, 7.22) @ 2535 MHz; Calibrated: 2022/5/6
- Sensor-Surface: 1.4mm (Mechanical Surface Detection)
- Electronics: DAE4 Sn1325; Calibrated: 2022/8/29
- Phantom: SAM 1; Type: QD000P40CC; Serial: TP:1412
- Measurement SW: DASY52, Version 52.10 (2); SEMCAD X Version 14.6.12 (7470)

**Area Scan (51x151x1):** Interpolated grid: dx=1.200 mm, dy=1.200 mm

Maximum value of SAR (interpolated) = 0.0417 W/kg

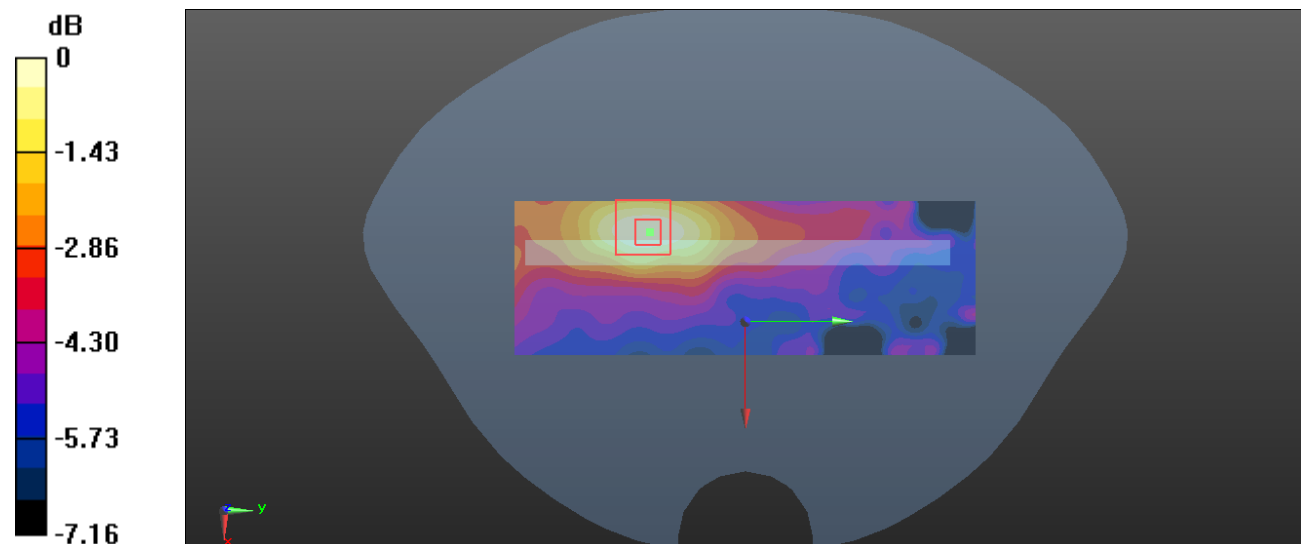
**Zoom Scan (5x5x7)/Cube 0:** Measurement grid: dx=8mm, dy=8mm, dz=5mm

Reference Value = 2.630 V/m; Power Drift = -0.17 dB

Peak SAR (extrapolated) = 0.0500 W/kg

**SAR(1 g) = 0.029 W/kg; SAR(10 g) = 0.020 W/kg**

Maximum value of SAR (measured) = 0.0418 W/kg



0 dB = 0.0418 W/kg = -13.79 dBW/kg

**Plot 90#: LTE Band 7 50%RB Mid \_ Body Left****DUT: Smart Phone; Type: S300; Serial: CR220943987-SA-S1**

Communication System: Generic FDD-LTE; Frequency: 2535 MHz; Duty Cycle: 1:1

Medium parameters used:  $f = 2535$  MHz;  $\sigma = 1.868$  S/m;  $\epsilon_r = 38.981$ ;  $\rho = 1000$  kg/m<sup>3</sup>

Phantom section: Flat Section

DASY5 Configuration:

- Probe: EX3DV4 - SN7522; ConvF(7.22, 7.22, 7.22) @ 2535 MHz; Calibrated: 2022/5/6
- Sensor-Surface: 1.4mm (Mechanical Surface Detection)
- Electronics: DAE4 Sn1325; Calibrated: 2022/8/29
- Phantom: SAM 1; Type: QD000P40CC; Serial: TP:1412
- Measurement SW: DASY52, Version 52.10 (2); SEMCAD X Version 14.6.12 (7470)

**Area Scan (51x151x1):** Interpolated grid: dx=1.200 mm, dy=1.200 mm

Maximum value of SAR (interpolated) = 0.0340 W/kg

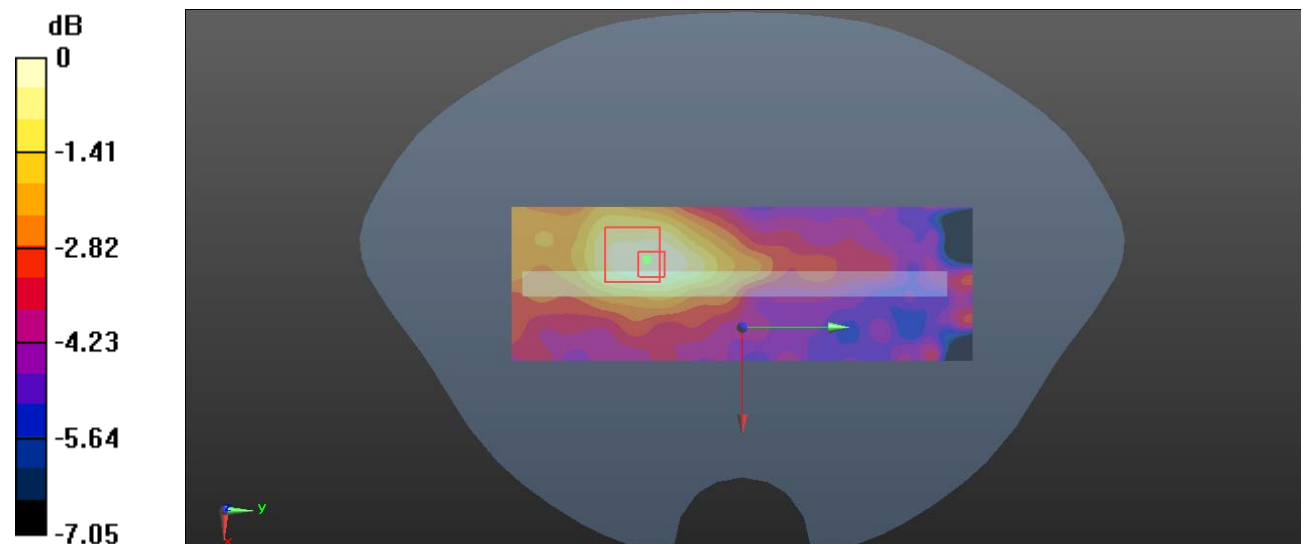
**Zoom Scan (5x5x7)/Cube 0:** Measurement grid: dx=8mm, dy=8mm, dz=5mm

Reference Value = 2.916 V/m; Power Drift = -0.17 dB

Peak SAR (extrapolated) = 0.0390 W/kg

**SAR(1 g) = 0.025 W/kg; SAR(10 g) = 0.017 W/kg**

Maximum value of SAR (measured) = 0.0337 W/kg



**Plot 91#: LTE Band 7 1RB Mid \_ Body Right****DUT: Smart Phone; Type: S300; Serial: CR220943987-SA-S1**

Communication System: Generic FDD-LTE; Frequency: 2535 MHz; Duty Cycle: 1:1

Medium parameters used:  $f = 2535$  MHz;  $\sigma = 1.868$  S/m;  $\epsilon_r = 38.981$ ;  $\rho = 1000$  kg/m<sup>3</sup>

Phantom section: Flat Section

DASY5 Configuration:

- Probe: EX3DV4 - SN7522; ConvF(7.22, 7.22, 7.22) @ 2535 MHz; Calibrated: 2022/5/6
- Sensor-Surface: 1.4mm (Mechanical Surface Detection)
- Electronics: DAE4 Sn1325; Calibrated: 2022/8/29
- Phantom: SAM 1; Type: QD000P40CC; Serial: TP:1412
- Measurement SW: DASY52, Version 52.10 (2); SEMCAD X Version 14.6.12 (7470)

**Area Scan (51x151x1):** Interpolated grid: dx=1.200 mm, dy=1.200 mm

Maximum value of SAR (interpolated) = 0.119 W/kg

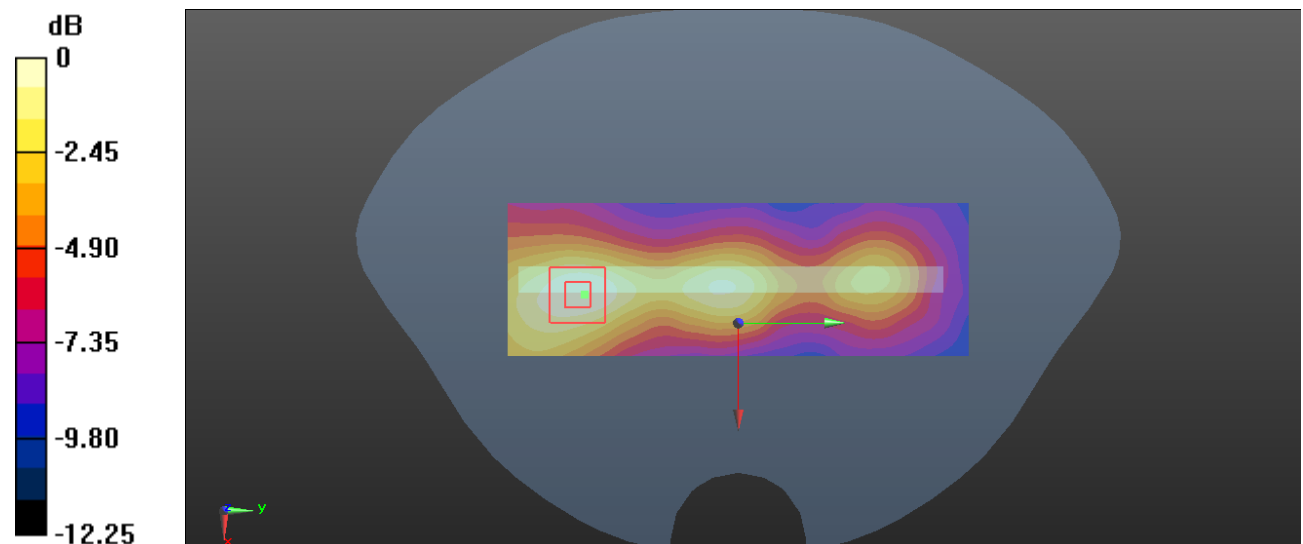
**Zoom Scan (5x5x7)/Cube 0:** Measurement grid: dx=8mm, dy=8mm, dz=5mm

Reference Value = 5.810 V/m; Power Drift = -0.17 dB

Peak SAR (extrapolated) = 0.137 W/kg

**SAR(1 g) = 0.077 W/kg; SAR(10 g) = 0.044 W/kg**

Maximum value of SAR (measured) = 0.114 W/kg



0 dB = 0.114 W/kg = -9.43 dBW/kg

**Plot 92#: LTE Band 7 50%RB Mid \_ Body Right****DUT: Smart Phone; Type: S300; Serial: CR220943987-SA-S1**

Communication System: Generic FDD-LTE; Frequency: 2535 MHz; Duty Cycle: 1:1

Medium parameters used:  $f = 2535$  MHz;  $\sigma = 1.868$  S/m;  $\epsilon_r = 38.981$ ;  $\rho = 1000$  kg/m<sup>3</sup>

Phantom section: Flat Section

DASY5 Configuration:

- Probe: EX3DV4 - SN7522; ConvF(7.22, 7.22, 7.22) @ 2535 MHz; Calibrated: 2022/5/6
- Sensor-Surface: 1.4mm (Mechanical Surface Detection)
- Electronics: DAE4 Sn1325; Calibrated: 2022/8/29
- Phantom: SAM 1; Type: QD000P40CC; Serial: TP:1412
- Measurement SW: DASY52, Version 52.10 (2); SEMCAD X Version 14.6.12 (7470)

**Area Scan (51x151x1):** Interpolated grid: dx=1.200 mm, dy=1.200 mm

Maximum value of SAR (interpolated) = 0.103 W/kg

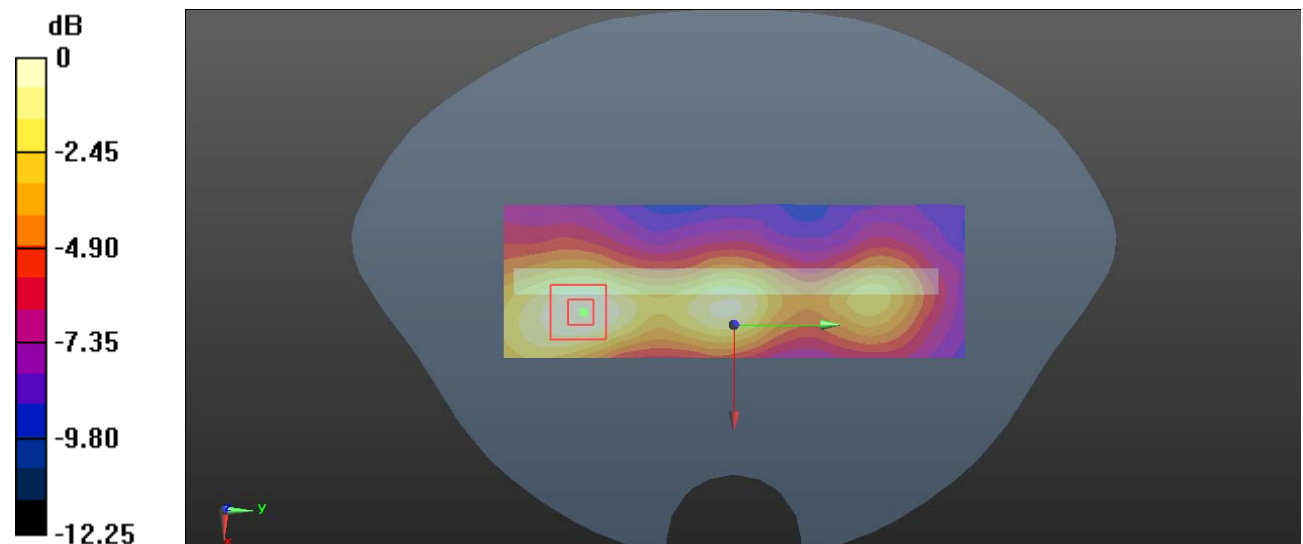
**Zoom Scan (5x5x7)/Cube 0:** Measurement grid: dx=8mm, dy=8mm, dz=5mm

Reference Value = 4.859 V/m; Power Drift = -0.15 dB

Peak SAR (extrapolated) = 0.117 W/kg

**SAR(1 g) = 0.064 W/kg; SAR(10 g) = 0.037 W/kg**

Maximum value of SAR (measured) = 0.0973 W/kg



0 dB = 0.0973 W/kg = -10.12 dBW/kg

**Plot 93#: LTE Band 7 1RB Low \_ Body Bottom****DUT: Smart Phone; Type: S300; Serial: CR220943987-SA-S1**

Communication System: Generic FDD-LTE; Frequency: 2510 MHz; Duty Cycle: 1:1

Medium parameters used:  $f = 2510$  MHz;  $\sigma = 1.859$  S/m;  $\epsilon_r = 39.016$ ;  $\rho = 1000$  kg/m<sup>3</sup>

Phantom section: Flat Section

DASY5 Configuration:

- Probe: EX3DV4 - SN7522; ConvF(7.22, 7.22, 7.22) @ 2510 MHz; Calibrated: 2022/5/6
- Sensor-Surface: 1.4mm (Mechanical Surface Detection)
- Electronics: DAE4 Sn1325; Calibrated: 2022/8/29
- Phantom: SAM 1; Type: QD000P40CC; Serial: TP:1412
- Measurement SW: DASY52, Version 52.10 (2); SEMCAD X Version 14.6.12 (7470)

**Area Scan (51x81x1):** Interpolated grid: dx=1.200 mm, dy=1.200 mm

Maximum value of SAR (interpolated) = 1.27 W/kg

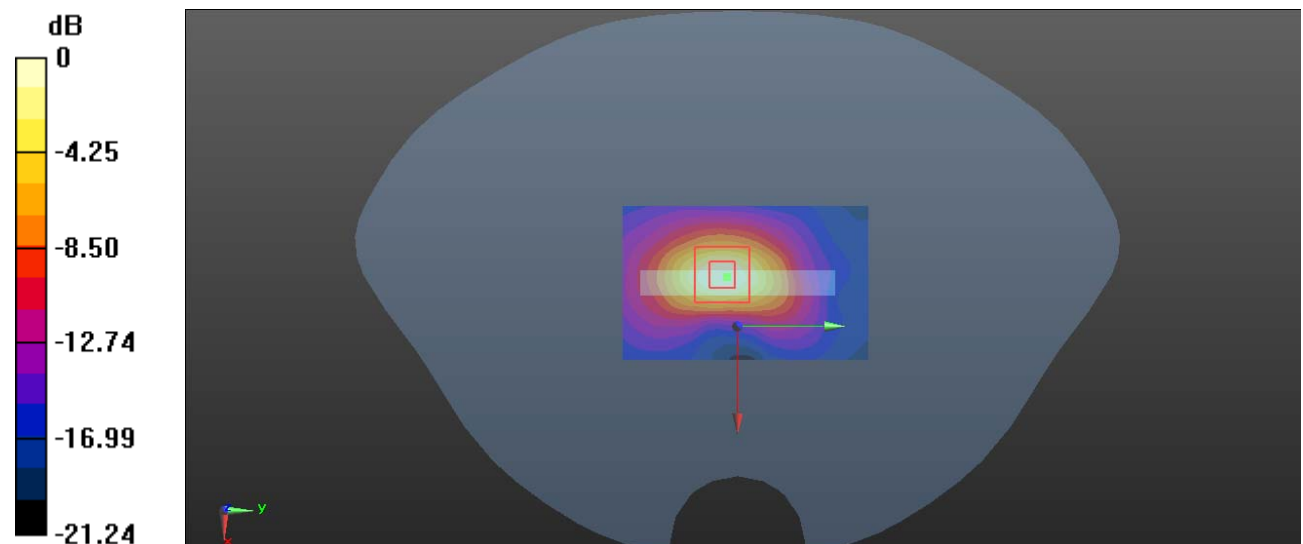
**Zoom Scan (5x5x7)/Cube 0:** Measurement grid: dx=8mm, dy=8mm, dz=5mm

Reference Value = 18.73 V/m; Power Drift = 0.08 dB

Peak SAR (extrapolated) = 1.52 W/kg

**SAR(1 g) = 0.704 W/kg; SAR(10 g) = 0.306 W/kg**

Maximum value of SAR (measured) = 1.20 W/kg



**Plot 94#: LTE Band 7 1RB Mid \_ Body Bottom****DUT: Smart Phone; Type: S300; Serial: CR220943987-SA-S1**

Communication System: Generic FDD-LTE; Frequency: 2535 MHz; Duty Cycle: 1:1

Medium parameters used:  $f = 2535$  MHz;  $\sigma = 1.868$  S/m;  $\epsilon_r = 38.981$ ;  $\rho = 1000$  kg/m<sup>3</sup>

Phantom section: Flat Section

DASY5 Configuration:

- Probe: EX3DV4 - SN7522; ConvF(7.22, 7.22, 7.22) @ 2535 MHz; Calibrated: 2022/5/6
- Sensor-Surface: 1.4mm (Mechanical Surface Detection)
- Electronics: DAE4 Sn1325; Calibrated: 2022/8/29
- Phantom: SAM 1; Type: QD000P40CC; Serial: TP:1412
- Measurement SW: DASY52, Version 52.10 (2); SEMCAD X Version 14.6.12 (7470)

**Area Scan (51x81x1):** Interpolated grid: dx=1.200 mm, dy=1.200 mm

Maximum value of SAR (interpolated) = 1.48 W/kg

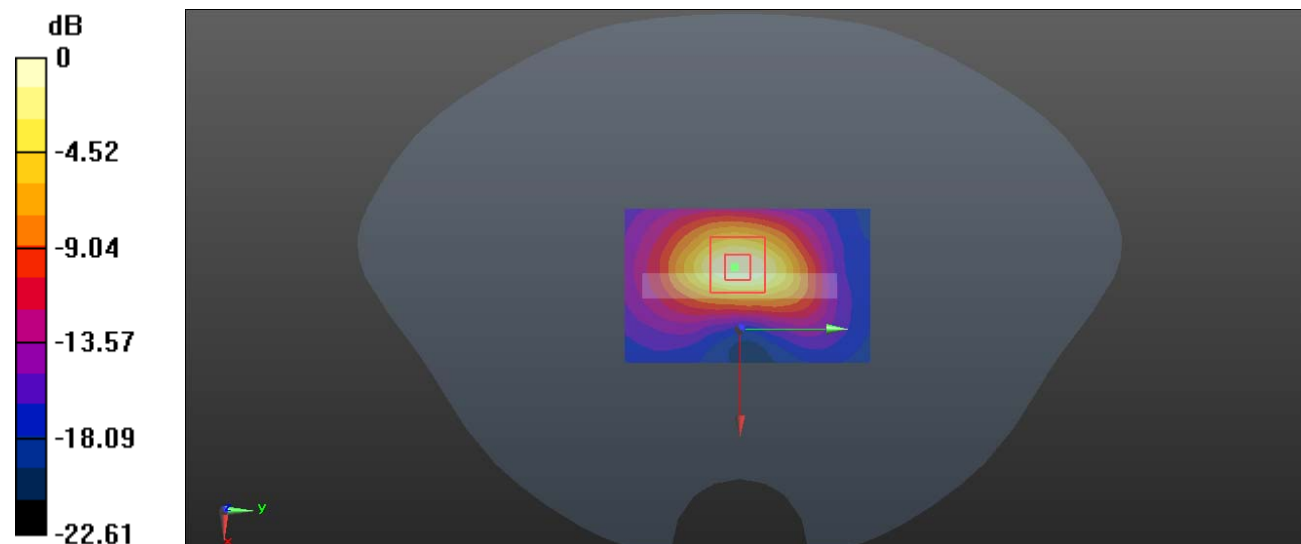
**Zoom Scan (5x5x7)/Cube 0:** Measurement grid: dx=8mm, dy=8mm, dz=5mm

Reference Value = 17.79 V/m; Power Drift = 0.20 dB

Peak SAR (extrapolated) = 1.75 W/kg

**SAR(1 g) = 0.833 W/kg; SAR(10 g) = 0.366 W/kg**

Maximum value of SAR (measured) = 1.40 W/kg



0 dB = 1.40 W/kg = 1.46 dBW/kg

**Plot 95#: LTE Band 7 1RB High \_ Body Bottom****DUT: Smart Phone; Type: S300; Serial: CR220943987-SA-S1**

Communication System: Generic FDD-LTE; Frequency: 2560 MHz; Duty Cycle: 1:1

Medium parameters used:  $f = 2560$  MHz;  $\sigma = 1.939$  S/m;  $\epsilon_r = 38.956$ ;  $\rho = 1000$  kg/m<sup>3</sup>

Phantom section: Flat Section

DASY5 Configuration:

- Probe: EX3DV4 - SN7522; ConvF(7.02, 7.02, 7.02) @ 2560 MHz; Calibrated: 2022/5/6
- Sensor-Surface: 1.4mm (Mechanical Surface Detection)
- Electronics: DAE4 Sn1325; Calibrated: 2022/8/29
- Phantom: SAM 1; Type: QD000P40CC; Serial: TP:1412
- Measurement SW: DASY52, Version 52.10 (2); SEMCAD X Version 14.6.12 (7470)

**Area Scan (51x81x1):** Interpolated grid: dx=1.200 mm, dy=1.200 mm

Maximum value of SAR (interpolated) = 1.39 W/kg

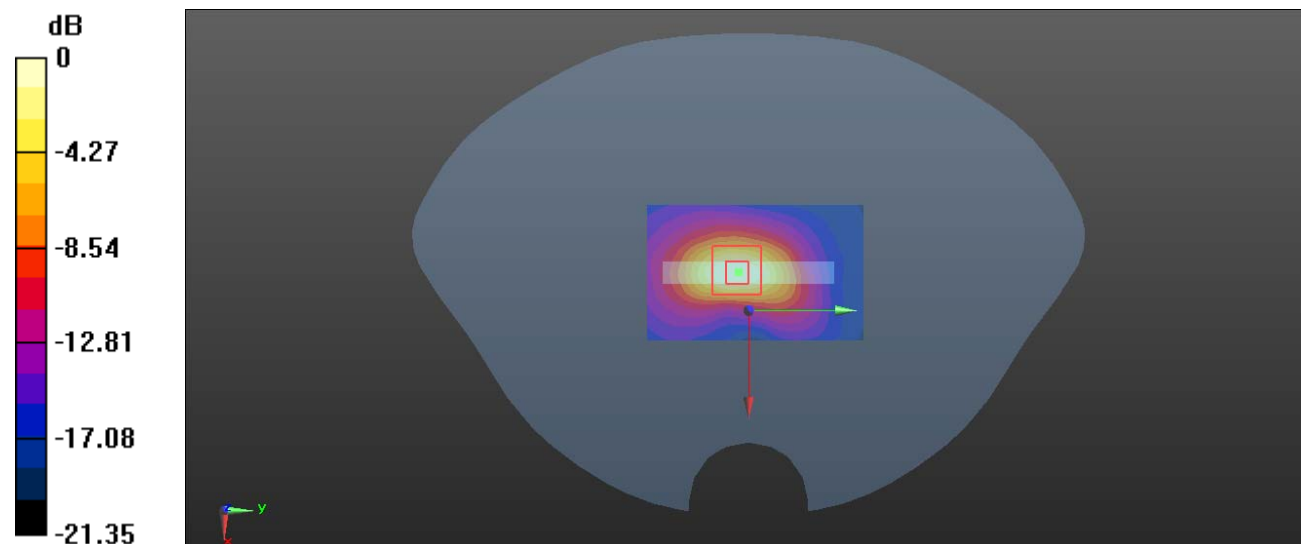
**Zoom Scan (5x5x7)/Cube 0:** Measurement grid: dx=8mm, dy=8mm, dz=5mm

Reference Value = 19.53 V/m; Power Drift = -0.15 dB

Peak SAR (extrapolated) = 1.41 W/kg

**SAR(1 g) = 0.669 W/kg; SAR(10 g) = 0.294 W/kg**

Maximum value of SAR (measured) = 1.14 W/kg



0 dB = 1.14 W/kg = 0.57 dBW/kg

**Plot 96#: LTE Band 7 50%RB Mid \_ Body Bottom****DUT: Smart Phone; Type: S300; Serial: CR220943987-SA-S1**

Communication System: Generic FDD-LTE; Frequency: 2535 MHz; Duty Cycle: 1:1

Medium parameters used:  $f = 2535$  MHz;  $\sigma = 1.868$  S/m;  $\epsilon_r = 38.981$ ;  $\rho = 1000$  kg/m<sup>3</sup>

Phantom section: Flat Section

DASY5 Configuration:

- Probe: EX3DV4 - SN7522; ConvF(7.22, 7.22, 7.22) @ 2535 MHz; Calibrated: 2022/5/6
- Sensor-Surface: 1.4mm (Mechanical Surface Detection)
- Electronics: DAE4 Sn1325; Calibrated: 2022/8/29
- Phantom: SAM 1; Type: QD000P40CC; Serial: TP:1412
- Measurement SW: DASY52, Version 52.10 (2); SEMCAD X Version 14.6.12 (7470)

**Area Scan (51x81x1):** Interpolated grid: dx=1.200 mm, dy=1.200 mm

Maximum value of SAR (interpolated) = 1.11 W/kg

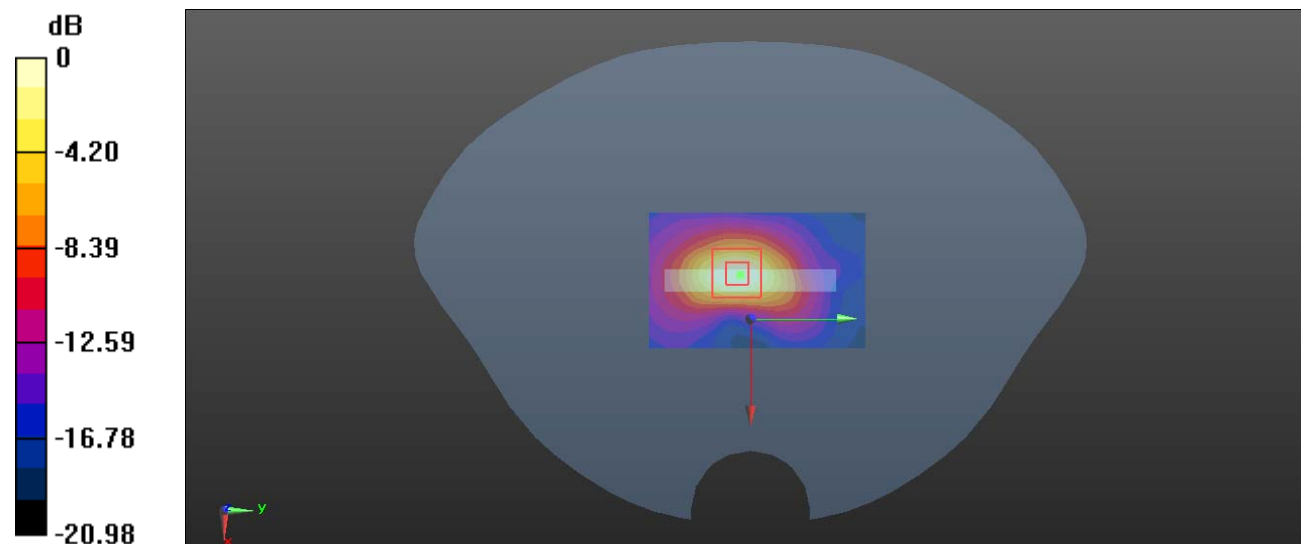
**Zoom Scan (5x5x7)/Cube 0:** Measurement grid: dx=8mm, dy=8mm, dz=5mm

Reference Value = 17.20 V/m; Power Drift = 0.09 dB

Peak SAR (extrapolated) = 1.30 W/kg

**SAR(1 g) = 0.605 W/kg; SAR(10 g) = 0.262 W/kg**

Maximum value of SAR (measured) = 1.02 W/kg



0 dB = 1.02 W/kg = 0.09 dBW/kg



**Plot 97#: LTE Band 7 100%RB Mid\_Body Bottom****DUT: Smart Phone; Type: S300; Serial: CR220943987-SA-S1**

Communication System: Generic FDD-LTE; Frequency: 2535 MHz; Duty Cycle: 1:1

Medium parameters used:  $f = 2535$  MHz;  $\sigma = 1.868$  S/m;  $\epsilon_r = 38.981$ ;  $\rho = 1000$  kg/m<sup>3</sup>

Phantom section: Flat Section

DASY5 Configuration:

- Probe: EX3DV4 - SN7522; ConvF(7.22, 7.22, 7.22) @ 2535 MHz; Calibrated: 2022/5/6
- Sensor-Surface: 1.4mm (Mechanical Surface Detection)
- Electronics: DAE4 Sn1325; Calibrated: 2022/8/29
- Phantom: SAM 1; Type: QD000P40CC; Serial: TP:1412
- Measurement SW: DASY52, Version 52.10 (2); SEMCAD X Version 14.6.12 (7470)

**Area Scan (51x81x1):** Interpolated grid: dx=1.200 mm, dy=1.200 mm

Maximum value of SAR (interpolated) = 0.868 W/kg

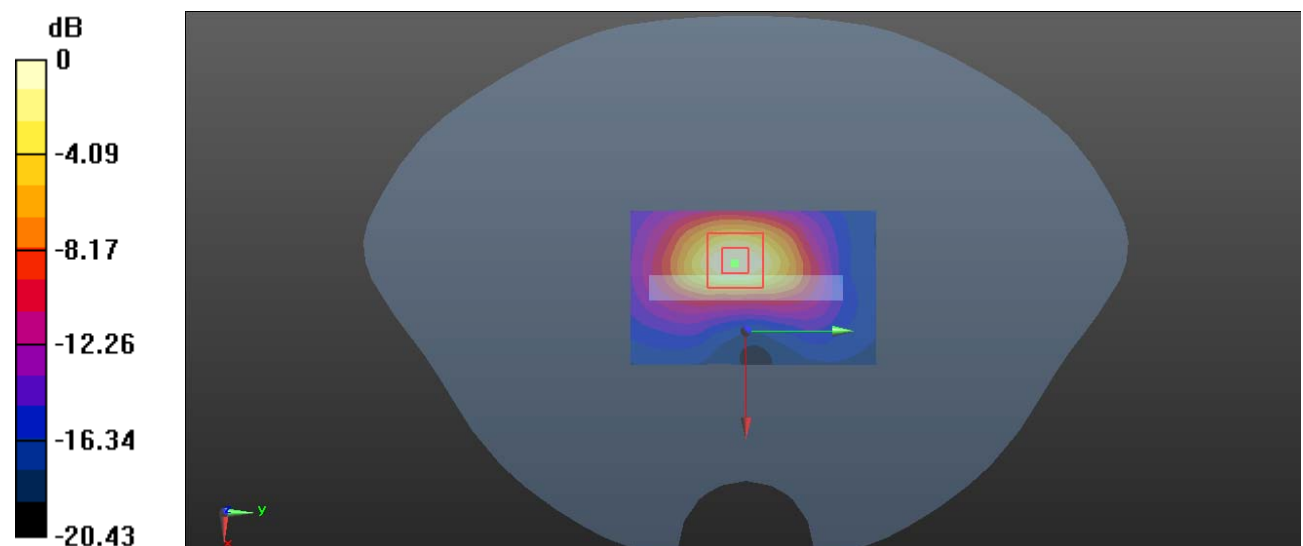
**Zoom Scan (5x5x7)/Cube 0:** Measurement grid: dx=8mm, dy=8mm, dz=5mm

Reference Value = 10.62 V/m; Power Drift = 0.15 dB

Peak SAR (extrapolated) = 0.973 W/kg

**SAR(1 g) = 0.467 W/kg; SAR(10 g) = 0.208 W/kg**

Maximum value of SAR (measured) = 0.784 W/kg



0 dB = 0.784 W/kg = -1.06 dBW/kg

**Plot 98#: 2.4G WIFI Mid \_Head Left Cheek****DUT: Smart Phone; Type: S300; Serial: CR220943987-SA-S1**

Communication System: 802.11 b; Frequency: 2437 MHz; Duty Cycle: 1:1

Medium parameters used:  $f = 2437$  MHz;  $\sigma = 1.792$  S/m;  $\epsilon_r = 39.325$ ;  $\rho = 1000$  kg/m<sup>3</sup>

Phantom section: Left Section

DASY5 Configuration:

- Probe: EX3DV4 - SN7522; ConvF(7.22, 7.22, 7.22) @ 2437 MHz; Calibrated: 2022/5/6
- Sensor-Surface: 1.4mm (Mechanical Surface Detection)
- Electronics: DAE4 Sn1325; Calibrated: 2022/8/29
- Phantom: SAM 1; Type: QD000P40CC; Serial: TP:1412
- Measurement SW: DASY52, Version 52.10 (2); SEMCAD X Version 14.6.12 (7470)

**Area Scan (81x131x1):** Interpolated grid: dx=1.200 mm, dy=1.200 mm

Maximum value of SAR (interpolated) = 0.0719 W/kg

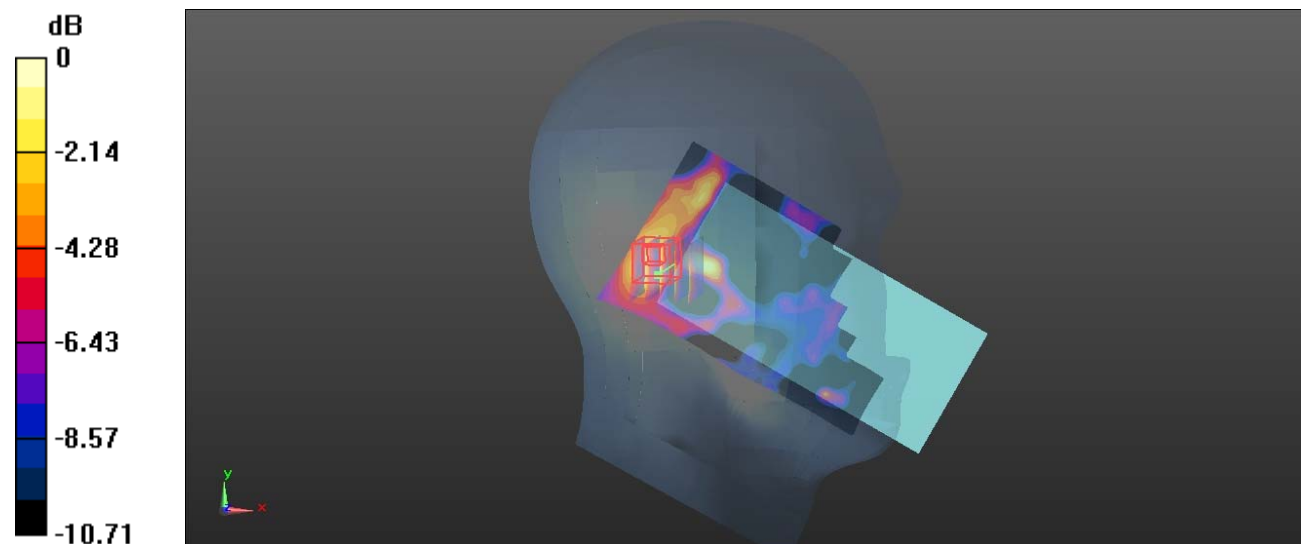
**Zoom Scan (5x5x7)/Cube 0:** Measurement grid: dx=8mm, dy=8mm, dz=5mm

Reference Value = 2.212 V/m; Power Drift = -0.19 dB

Peak SAR (extrapolated) = 0.0810 W/kg

**SAR(1 g) = 0.027 W/kg; SAR(10 g) = 0.015 W/kg**

Maximum value of SAR (measured) = 0.0484 W/kg



0 dB = 0.0484 W/kg = -13.15 dBW/kg

**Plot 99#: 2.4G WIFI Mid \_ Head Left Tilt****DUT: Smart Phone; Type: S300; Serial: CR220943987-SA-S1**

Communication System: 802.11 b; Frequency: 2437 MHz; Duty Cycle: 1:1

Medium parameters used:  $f = 2437$  MHz;  $\sigma = 1.792$  S/m;  $\epsilon_r = 39.325$ ;  $\rho = 1000$  kg/m<sup>3</sup>

Phantom section: Left Section

DASY5 Configuration:

- Probe: EX3DV4 - SN7522; ConvF(7.22, 7.22, 7.22) @ 2437 MHz; Calibrated: 2022/5/6
- Sensor-Surface: 1.4mm (Mechanical Surface Detection)
- Electronics: DAE4 Sn1325; Calibrated: 2022/8/29
- Phantom: SAM 1; Type: QD000P40CC; Serial: TP:1412
- Measurement SW: DASY52, Version 52.10 (2); SEMCAD X Version 14.6.12 (7470)

**Area Scan (81x131x1):** Interpolated grid: dx=1.200 mm, dy=1.200 mm

Maximum value of SAR (interpolated) = 0.0414 W/kg

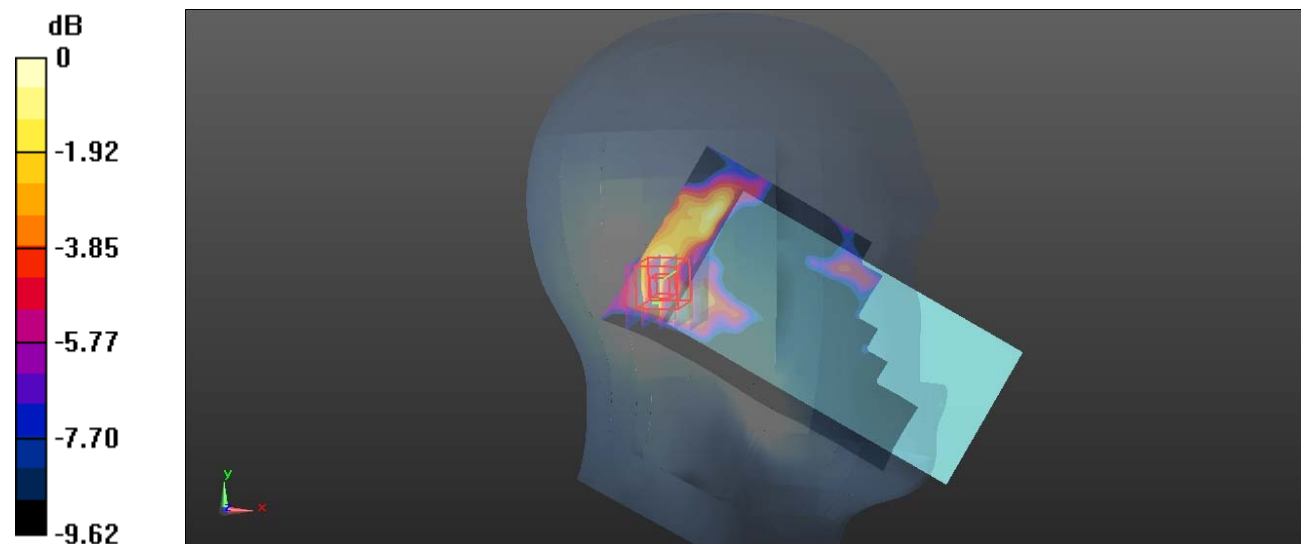
**Zoom Scan (5x5x7)/Cube 0:** Measurement grid: dx=8mm, dy=8mm, dz=5mm

Reference Value = 1.922 V/m; Power Drift = 0.14 dB

Peak SAR (extrapolated) = 0.0520 W/kg

**SAR(1 g) = 0.025 W/kg; SAR(10 g) = 0.015 W/kg**

Maximum value of SAR (measured) = 0.0376 W/kg



0 dB = 0.0376 W/kg = -14.25 dBW/kg

**Plot 100#: 2.4G WIFI Mid\_ Head Right Cheek****DUT: Smart Phone; Type: S300; Serial: CR220943987-SA-S1**

Communication System: 802.11 b; Frequency: 2437 MHz; Duty Cycle: 1:1

Medium parameters used:  $f = 2437$  MHz;  $\sigma = 1.792$  S/m;  $\epsilon_r = 39.325$ ;  $\rho = 1000$  kg/m<sup>3</sup>

Phantom section: Right Section

DASY5 Configuration:

- Probe: EX3DV4 - SN7522; ConvF(7.22, 7.22, 7.22) @ 2437 MHz; Calibrated: 2022/5/6
- Sensor-Surface: 1.4mm (Mechanical Surface Detection)
- Electronics: DAE4 Sn1325; Calibrated: 2022/8/29
- Phantom: SAM 1; Type: QD000P40CC; Serial: TP:1412
- Measurement SW: DASY52, Version 52.10 (2); SEMCAD X Version 14.6.12 (7470)

**Area Scan (81x131x1):** Interpolated grid: dx=1.200 mm, dy=1.200 mm

Maximum value of SAR (interpolated) = 0.103 W/kg


**Zoom Scan (5x5x7)/Cube 0:** Measurement grid: dx=8mm, dy=8mm, dz=5mm

Reference Value = 3.066 V/m; Power Drift = 0.00 dB

Peak SAR (extrapolated) = 0.143 W/kg

**SAR(1 g) = 0.059 W/kg; SAR(10 g) = 0.028 W/kg**

Maximum value of SAR (measured) = 0.110 W/kg



0 dB = 0.110 W/kg = -9.59 dBW/kg

**Plot 101#: 2.4G WIFI Mid \_ Head Right Tilt****DUT: Smart Phone; Type: S300; Serial: CR220943987-SA-S1**

Communication System: 802.11 b; Frequency: 2437 MHz; Duty Cycle: 1:1

Medium parameters used:  $f = 2437$  MHz;  $\sigma = 1.792$  S/m;  $\epsilon_r = 39.325$ ;  $\rho = 1000$  kg/m<sup>3</sup>

Phantom section: Right Section

DASY5 Configuration:

- Probe: EX3DV4 - SN7522; ConvF(7.22, 7.22, 7.22) @ 2437 MHz; Calibrated: 2022/5/6
- Sensor-Surface: 1.4mm (Mechanical Surface Detection)
- Electronics: DAE4 Sn1325; Calibrated: 2022/8/29
- Phantom: SAM 1; Type: QD000P40CC; Serial: TP:1412
- Measurement SW: DASY52, Version 52.10 (2); SEMCAD X Version 14.6.12 (7470)

**Area Scan (81x121x1):** Interpolated grid: dx=1.200 mm, dy=1.200 mm

Maximum value of SAR (interpolated) = 0.0794 W/kg

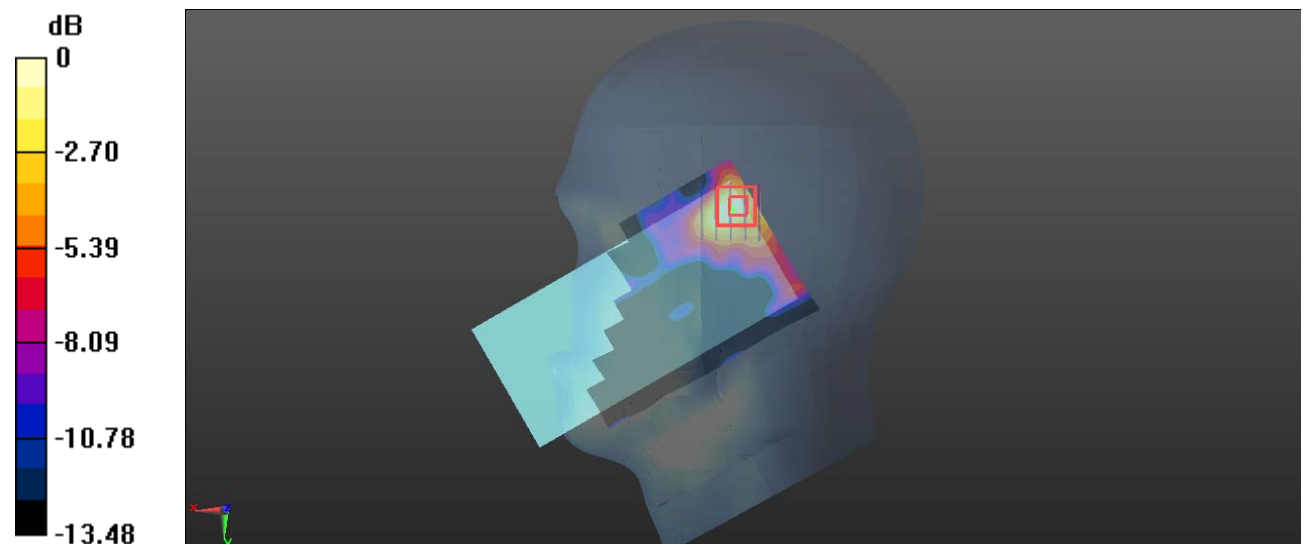
**Zoom Scan (5x5x7)/Cube 0:** Measurement grid: dx=8mm, dy=8mm, dz=5mm

Reference Value = 3.283 V/m; Power Drift = 0.13 dB

Peak SAR (extrapolated) = 0.0980 W/kg

**SAR(1 g) = 0.045 W/kg; SAR(10 g) = 0.022 W/kg**

Maximum value of SAR (measured) = 0.0758 W/kg



**Plot 102#: 2.4G WIFI Mid \_ Body Back****DUT: Smart Phone; Type: S300; Serial: CR220943987-SA-S1**

Communication System: 802.11 b; Frequency: 2437 MHz; Duty Cycle: 1:1

Medium parameters used:  $f = 2437$  MHz;  $\sigma = 1.792$  S/m;  $\epsilon_r = 39.325$ ;  $\rho = 1000$  kg/m<sup>3</sup>

Phantom section: Flat Section

DASY5 Configuration:

- Probe: EX3DV4 - SN7522; ConvF(7.22, 7.22, 7.22) @ 2437 MHz; Calibrated: 2022/5/6
- Sensor-Surface: 1.4mm (Mechanical Surface Detection)
- Electronics: DAE4 Sn1325; Calibrated: 2022/8/29
- Phantom: SAM 1; Type: QD000P40CC; Serial: TP:1412
- Measurement SW: DASY52, Version 52.10 (2); SEMCAD X Version 14.6.12 (7470)

**Area Scan (81x151x1):** Interpolated grid: dx=1.200 mm, dy=1.200 mm

Maximum value of SAR (interpolated) = 0.218 W/kg

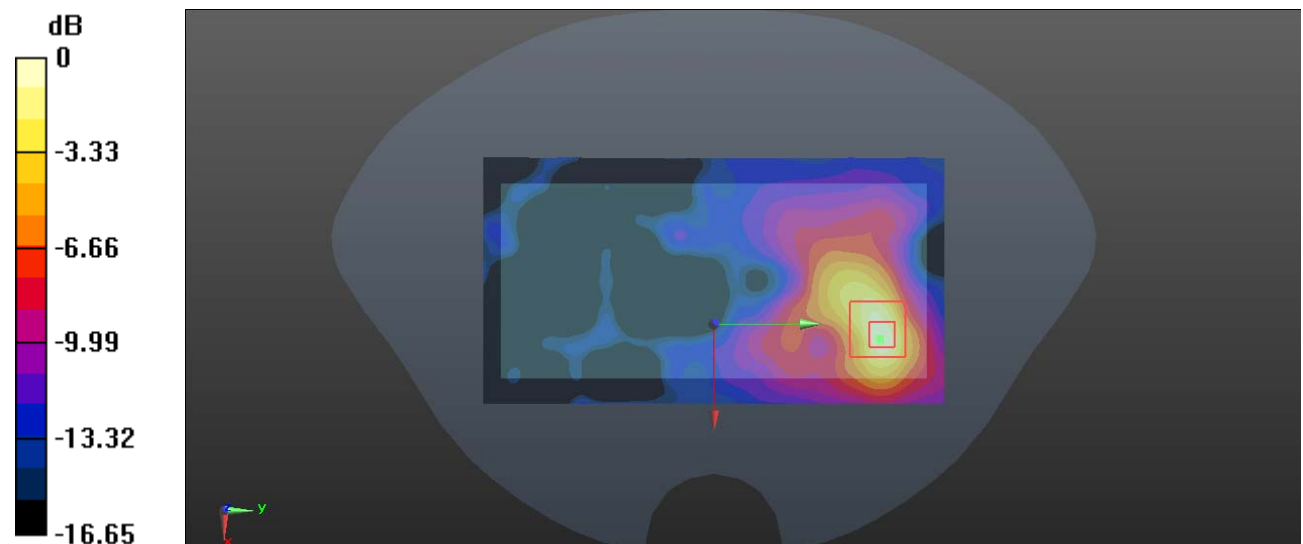
**Zoom Scan (5x5x7)/Cube 0:** Measurement grid: dx=8mm, dy=8mm, dz=5mm

Reference Value = 1.816 V/m; Power Drift = 0.14 dB

Peak SAR (extrapolated) = 0.264 W/kg

**SAR(1 g) = 0.123 W/kg; SAR(10 g) = 0.056 W/kg**

Maximum value of SAR (measured) = 0.216 W/kg



0 dB = 0.216 W/kg = -6.66 dBW/kg

**Plot 103#: 2.4G WIFI Mid \_ Body Left****DUT: Smart Phone; Type: S300; Serial: CR220943987-SA-S1**

Communication System: 802.11 b; Frequency: 2437 MHz; Duty Cycle: 1:1

Medium parameters used:  $f = 2437$  MHz;  $\sigma = 1.792$  S/m;  $\epsilon_r = 39.325$ ;  $\rho = 1000$  kg/m<sup>3</sup>

Phantom section: Flat Section

DASY5 Configuration:

- Probe: EX3DV4 - SN7522; ConvF(7.22, 7.22, 7.22) @ 2437 MHz; Calibrated: 2022/5/6
- Sensor-Surface: 1.4mm (Mechanical Surface Detection)
- Electronics: DAE4 Sn1325; Calibrated: 2022/8/29
- Phantom: SAM 1; Type: QD000P40CC; Serial: TP:1412
- Measurement SW: DASY52, Version 52.10 (2); SEMCAD X Version 14.6.12 (7470)

**Area Scan (61x161x1):** Interpolated grid: dx=1.200 mm, dy=1.200 mm

Maximum value of SAR (interpolated) = 0.0260 W/kg

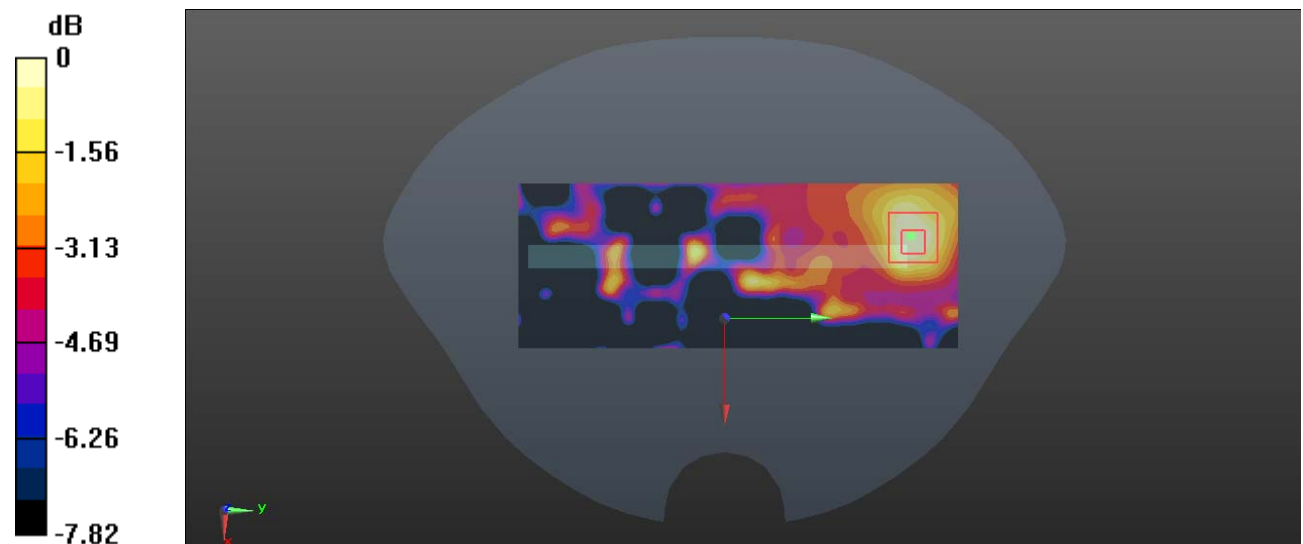
**Zoom Scan (5x5x7)/Cube 0:** Measurement grid: dx=8mm, dy=8mm, dz=5mm

Reference Value = 1.979 V/m; Power Drift = -0.17 dB

Peak SAR (extrapolated) = 0.0320 W/kg

**SAR(1 g) = 0.017 W/kg; SAR(10 g) = 0.011 W/kg**

Maximum value of SAR (measured) = 0.0255 W/kg



0 dB = 0.0255 W/kg = -15.93 dBW/kg

**Plot 104#: 2.4G WIFI Mid\_Body Bottom****DUT: Smart Phone; Type: S300; Serial: CR220943987-SA-S1**

Communication System: 802.11 b; Frequency: 2437 MHz; Duty Cycle: 1:1

Medium parameters used:  $f = 2437$  MHz;  $\sigma = 1.792$  S/m;  $\epsilon_r = 39.325$ ;  $\rho = 1000$  kg/m<sup>3</sup>

Phantom section: Flat Section

DASY5 Configuration:

- Probe: EX3DV4 - SN7522; ConvF(7.22, 7.22, 7.22) @ 2437 MHz; Calibrated: 2022/5/6
- Sensor-Surface: 1.4mm (Mechanical Surface Detection)
- Electronics: DAE4 Sn1325; Calibrated: 2022/8/29
- Phantom: SAM 1; Type: QD000P40CC; Serial: TP:1412
- Measurement SW: DASY52, Version 52.10 (2); SEMCAD X Version 14.6.12 (7470)

**Area Scan (51x91x1):** Interpolated grid: dx=1.200 mm, dy=1.200 mm

Maximum value of SAR (interpolated) = 0.0469 W/kg

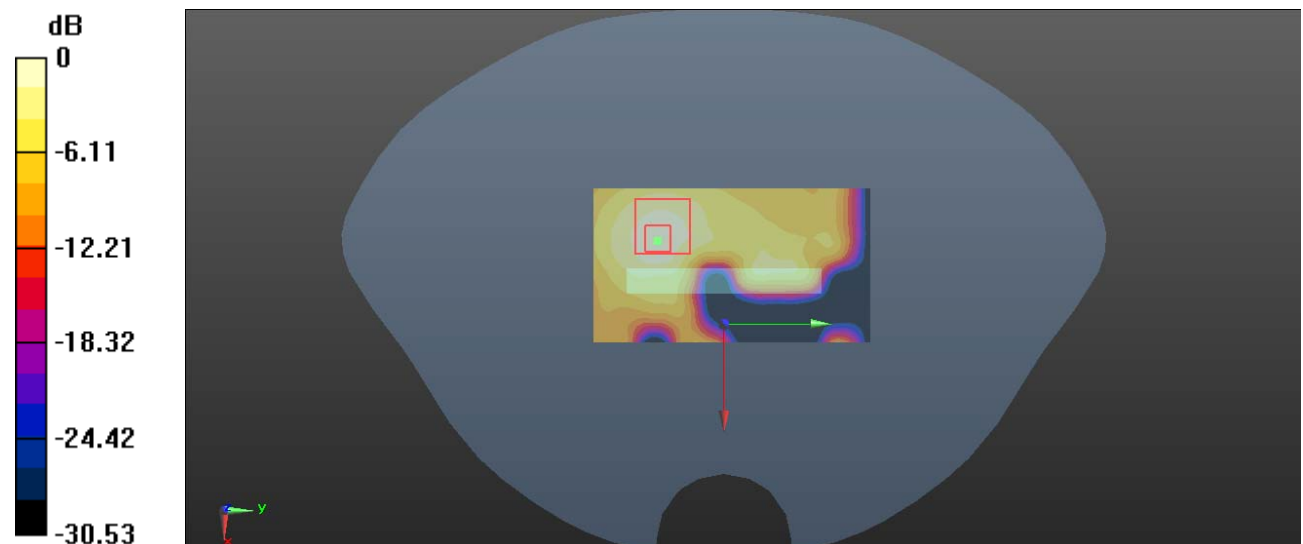
**Zoom Scan (5x5x7)/Cube 0:** Measurement grid: dx=8mm, dy=8mm, dz=5mm

Reference Value = 1.862 V/m; Power Drift = -0.14 dB

Peak SAR (extrapolated) = 0.172 W/kg

**SAR(1 g) = 0.033 W/kg; SAR(10 g) = 0.015 W/kg**

Maximum value of SAR (measured) = 0.0504 W/kg



0 dB = 0.0504 W/kg = -12.98 dBW/kg