

Plot 1#: GSM 850_Mid_Head Left Cheek**DUT: Smart Phone; Type: S100; Serial: CR21090082-SA-S1**

Communication System: Generic GSM; Frequency: 836.6 MHz; Duty Cycle: 1:8

Medium parameters used: $f = 836.6$ MHz; $\sigma = 0.896$ S/m; $\epsilon_r = 41.678$; $\rho = 1000$ kg/m³

Phantom section: Left Section

DASY5 Configuration:

- Probe: EX3DV4 - SN7522; ConvF(9.93, 9.93, 9.93) @ 836.6 MHz; Calibrated: 2021/4/19
- Sensor-Surface: 1.4mm (Mechanical Surface Detection)
- Electronics: DAE4 Sn1354; Calibrated: 2021/9/1
- Phantom: Twin SAM; Type: Twin SAM V5.0; Serial: TP:1744
- Measurement SW: DASY52, Version 52.10 (2); SEMCAD X Version 14.6.12 (7470)

Area Scan (61x121x1): Interpolated grid: dx=1.500 mm, dy=1.500 mm

Maximum value of SAR (interpolated) = 0.0316 W/kg


Zoom Scan (5x5x7)/Cube 0: Measurement grid: dx=8mm, dy=8mm, dz=5mm

Reference Value = 2.723 V/m; Power Drift = 0.19 dB

Peak SAR (extrapolated) = 0.0320 W/kg

SAR(1 g) = 0.028 W/kg; SAR(10 g) = 0.025 W/kg

Maximum value of SAR (measured) = 0.0308 W/kg



0 dB = 0.0308 W/kg = -15.11 dBW/kg

Plot 2#: GSM 850_Mid_Head Left Tilt**DUT: Smart Phone; Type: S100; Serial: CR21090082-SA-S1**

Communication System: Generic GSM; Frequency: 836.6 MHz; Duty Cycle: 1:8

Medium parameters used: $f = 836.6$ MHz; $\sigma = 0.896$ S/m; $\epsilon_r = 41.678$; $\rho = 1000$ kg/m³

Phantom section: Left Section

DASY5 Configuration:

- Probe: EX3DV4 - SN7522; ConvF(9.93, 9.93, 9.93) @ 836.6 MHz; Calibrated: 2021/4/19
- Sensor-Surface: 1.4mm (Mechanical Surface Detection)
- Electronics: DAE4 Sn1354; Calibrated: 2021/9/1
- Phantom: Twin SAM; Type: Twin SAM V5.0; Serial: TP:1744
- Measurement SW: DASY52, Version 52.10 (2); SEMCAD X Version 14.6.12 (7470)

Area Scan (61x121x1): Interpolated grid: dx=1.500 mm, dy=1.500 mm

Maximum value of SAR (interpolated) = 0.0238 W/kg


Zoom Scan (5x5x7)/Cube 0: Measurement grid: dx=8mm, dy=8mm, dz=5mm

Reference Value = 3.883 V/m; Power Drift = 0.13 dB

Peak SAR (extrapolated) = 0.0230 W/kg

SAR(1 g) = 0.022 W/kg; SAR(10 g) = 0.020 W/kg

Maximum value of SAR (measured) = 0.0234 W/kg



0 dB = 0.0234 W/kg = -16.31 dBW/kg

Plot 3#: GSM 850_Mid_Head Right Cheek**DUT: Smart Phone; Type: S100; Serial: CR21090082-SA-S1**

Communication System: Generic GSM; Frequency: 836.6 MHz; Duty Cycle: 1:8

Medium parameters used: $f = 836.6$ MHz; $\sigma = 0.896$ S/m; $\epsilon_r = 41.678$; $\rho = 1000$ kg/m³

Phantom section: Right Section

DASY5 Configuration:

- Probe: EX3DV4 - SN7522; ConvF(9.93, 9.93, 9.93) @ 836.6 MHz; Calibrated: 2021/4/19
- Sensor-Surface: 1.4mm (Mechanical Surface Detection)
- Electronics: DAE4 Sn1354; Calibrated: 2021/9/1
- Phantom: Twin SAM; Type: Twin SAM V5.0; Serial: TP:1744
- Measurement SW: DASY52, Version 52.10 (2); SEMCAD X Version 14.6.12 (7470)

Area Scan (61x121x1): Interpolated grid: dx=1.500 mm, dy=1.500 mm

Maximum value of SAR (interpolated) = 0.0426 W/kg


Zoom Scan (5x5x7)/Cube 0: Measurement grid: dx=8mm, dy=8mm, dz=5mm

Reference Value = 3.547 V/m; Power Drift = -0.03 dB

Peak SAR (extrapolated) = 0.0450 W/kg

SAR(1 g) = 0.040 W/kg; SAR(10 g) = 0.035 W/kg

Maximum value of SAR (measured) = 0.0427 W/kg



0 dB = 0.0427 W/kg = -13.70 dBW/kg

Plot 4#: GSM 850_Mid_Head Right Tilt**DUT: Smart Phone; Type: S100; Serial: CR21090082-SA-S1**

Communication System: Generic GSM ; Frequency: 836.6 MHz; Duty Cycle: 1:8

Medium parameters used: $f = 836.6$ MHz; $\sigma = 0.896$ S/m; $\epsilon_r = 41.678$; $\rho = 1000$ kg/m³

Phantom section: Right Section

DASY5 Configuration:

- Probe: EX3DV4 - SN7522; ConvF(9.93, 9.93, 9.93) @ 836.6 MHz; Calibrated: 2021/4/19
- Sensor-Surface: 1.4mm (Mechanical Surface Detection)
- Electronics: DAE4 Sn1354; Calibrated: 2021/9/1
- Phantom: Twin SAM; Type: Twin SAM V5.0; Serial: TP:1744
- Measurement SW: DASY52, Version 52.10 (2); SEMCAD X Version 14.6.12 (7470)

Area Scan (61x121x1): Interpolated grid: dx=1.500 mm, dy=1.500 mm

Maximum value of SAR (interpolated) = 0.0460 W/kg


Zoom Scan (5x5x7)/Cube 0: Measurement grid: dx=8mm, dy=8mm, dz=5mm

Reference Value = 5.643 V/m; Power Drift = 0.12 dB

Peak SAR (extrapolated) = 0.0480 W/kg

SAR(1 g) = 0.043 W/kg; SAR(10 g) = 0.036 W/kg

Maximum value of SAR (measured) = 0.0468 W/kg



0 dB = 0.0468 W/kg = -13.30 dBW/kg

Plot 5#: GSM 850_Mid_Body Worn Back**DUT: Smart Phone; Type: S100; Serial: CR21090082-SA-S1**

Communication System: Generic GSM; Frequency: 836.6 MHz; Duty Cycle: 1:8

Medium parameters used: $f = 836.6$ MHz; $\sigma = 0.896$ S/m; $\epsilon_r = 41.678$; $\rho = 1000$ kg/m³

Phantom section: Flat Section

DASY5 Configuration:

- Probe: EX3DV4 - SN7522; ConvF(9.93, 9.93, 9.93) @ 836.6 MHz; Calibrated: 2021/4/19
- Sensor-Surface: 1.4mm (Mechanical Surface Detection)
- Electronics: DAE4 Sn1354; Calibrated: 2021/9/1
- Phantom: Twin SAM; Type: Twin SAM V5.0; Serial: TP:1744
- Measurement SW: DASY52, Version 52.10 (2); SEMCAD X Version 14.6.12 (7470)

Area Scan (61x121x1): Interpolated grid: dx=1.500 mm, dy=1.500 mm

Maximum value of SAR (interpolated) = 0.189 W/kg

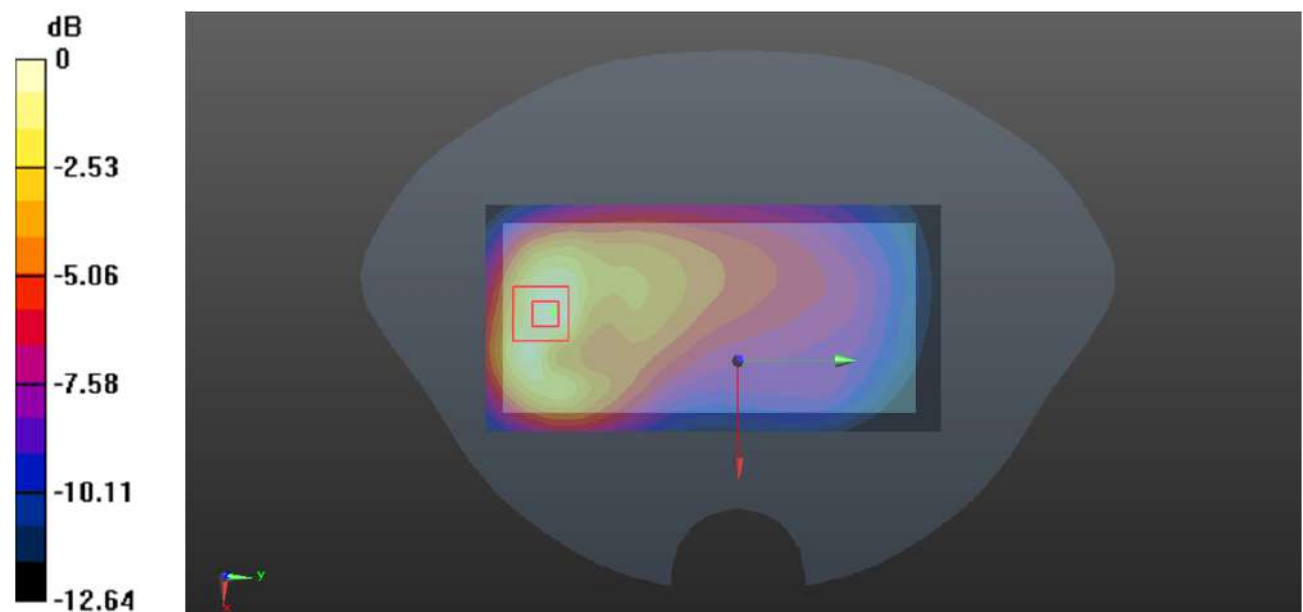
Zoom Scan (6x6x7)/Cube 0: Measurement grid: dx=8mm, dy=8mm, dz=5mm

Reference Value = 7.140 V/m; Power Drift = 0.11 dB

Peak SAR (extrapolated) = 0.244 W/kg

SAR(1 g) = 0.136 W/kg; SAR(10 g) = 0.085 W/kg

Maximum value of SAR (measured) = 0.200 W/kg



0 dB = 0.200 W/kg = -6.99 dBW/kg

Plot 6#: GSM 850_Mid_Body Back**DUT: Smart Phone; Type: S100; Serial: CR21090082-SA-S1**

Communication System: Generic GPRS-2 slots; Frequency: 836.6 MHz; Duty Cycle: 1:4

Medium parameters used: $f = 836.6$ MHz; $\sigma = 0.896$ S/m; $\epsilon_r = 41.678$; $\rho = 1000$ kg/m³

Phantom section: Flat Section

DASY5 Configuration:

- Probe: EX3DV4 - SN7522; ConvF(9.93, 9.93, 9.93) @ 836.6 MHz; Calibrated: 2021/4/19
- Sensor-Surface: 1.4mm (Mechanical Surface Detection)
- Electronics: DAE4 Sn1354; Calibrated: 2021/9/1
- Phantom: Twin SAM; Type: Twin SAM V5.0; Serial: TP:1744
- Measurement SW: DASY52, Version 52.10 (2); SEMCAD X Version 14.6.12 (7470)

Area Scan (61x131x1): Interpolated grid: dx=1.500 mm, dy=1.500 mm

Maximum value of SAR (interpolated) = 0.204 W/kg

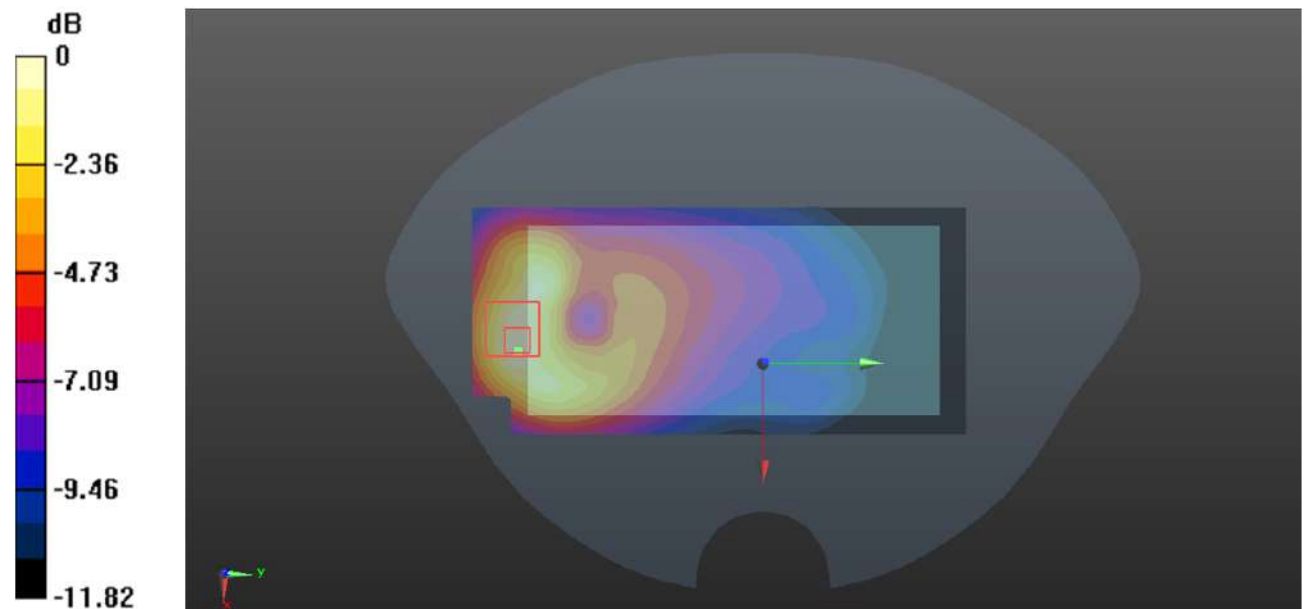
Zoom Scan (6x6x7)/Cube 0: Measurement grid: dx=8mm, dy=8mm, dz=5mm

Reference Value = 6.079 V/m; Power Drift = 0.01 dB

Peak SAR (extrapolated) = 0.255 W/kg

SAR(1 g) = 0.149 W/kg; SAR(10 g) = 0.093 W/kg

Maximum value of SAR (measured) = 0.213 W/kg



0 dB = 0.213 W/kg = -6.72 dBW/kg

Plot 7#: GSM 850_Mid_Body Left**DUT: Smart Phone; Type: S100; Serial: CR21090082-SA-S1**

Communication System: Generic GPRS-2 slots; Frequency: 836.6 MHz; Duty Cycle: 1:4

Medium parameters used: $f = 836.6$ MHz; $\sigma = 0.896$ S/m; $\epsilon_r = 41.678$; $\rho = 1000$ kg/m³

Phantom section: Flat Section

DASY5 Configuration:

- Probe: EX3DV4 - SN7522; ConvF(9.93, 9.93, 9.93) @ 836.6 MHz; Calibrated: 2021/4/19
- Sensor-Surface: 1.4mm (Mechanical Surface Detection)
- Electronics: DAE4 Sn1354; Calibrated: 2021/9/1
- Phantom: Twin SAM; Type: Twin SAM V5.0; Serial: TP:1744
- Measurement SW: DASY52, Version 52.10 (2); SEMCAD X Version 14.6.12 (7470)

Area Scan (51x131x1): Interpolated grid: dx=1.500 mm, dy=1.500 mm

Maximum value of SAR (interpolated) = 0.0779 W/kg

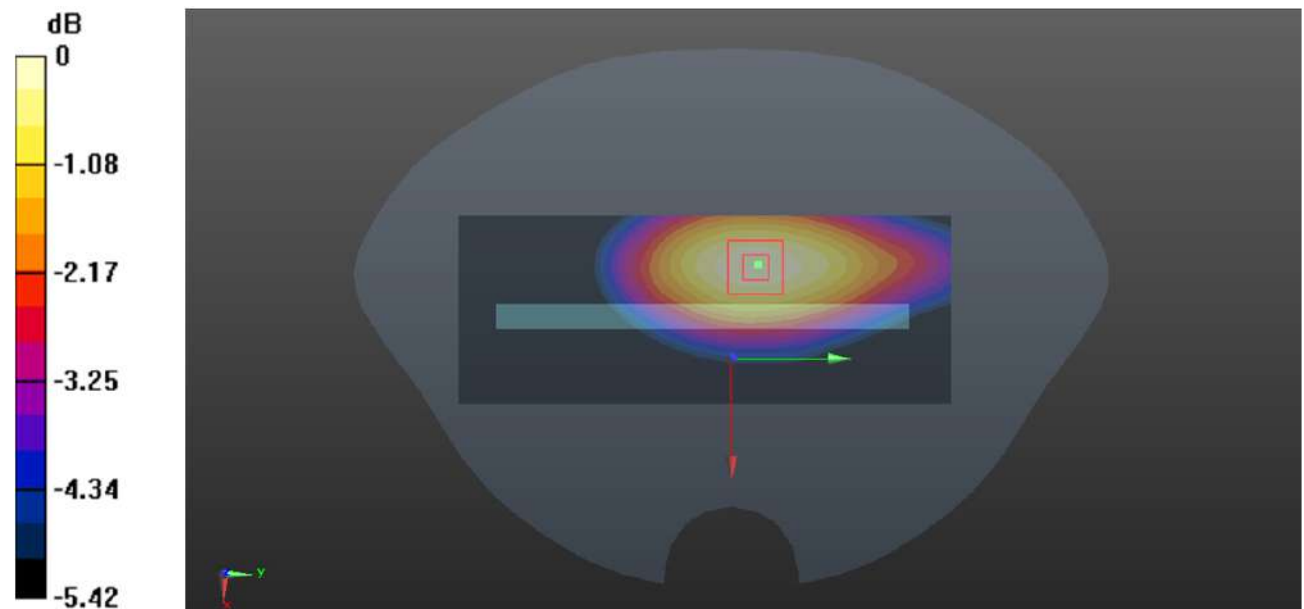
Zoom Scan (5x5x7)/Cube 0: Measurement grid: dx=8mm, dy=8mm, dz=5mm

Reference Value = 7.250 V/m; Power Drift = 0.15 dB

Peak SAR (extrapolated) = 0.0850 W/kg

SAR(1 g) = 0.066 W/kg; SAR(10 g) = 0.052 W/kg

Maximum value of SAR (measured) = 0.0787 W/kg



0 dB = 0.0787 W/kg = -11.04 dBW/kg

Plot 8#: GSM 850_Mid_Body Right**DUT: Smart Phone; Type: S100; Serial: CR21090082-SA-S1**

Communication System: Generic GPRS-2 slots; Frequency: 836.6 MHz; Duty Cycle: 1:4

Medium parameters used: $f = 836.6$ MHz; $\sigma = 0.896$ S/m; $\epsilon_r = 41.678$; $\rho = 1000$ kg/m³

Phantom section: Flat Section

DASY5 Configuration:

- Probe: EX3DV4 - SN7522; ConvF(9.93, 9.93, 9.93) @ 836.6 MHz; Calibrated: 2021/4/19
- Sensor-Surface: 1.4mm (Mechanical Surface Detection)
- Electronics: DAE4 Sn1354; Calibrated: 2021/9/1
- Phantom: Twin SAM; Type: Twin SAM V5.0; Serial: TP:1744
- Measurement SW: DASY52, Version 52.10 (2); SEMCAD X Version 14.6.12 (7470)

Area Scan (51x131x1): Interpolated grid: dx=1.500 mm, dy=1.500 mm

Maximum value of SAR (interpolated) = 0.0893 W/kg

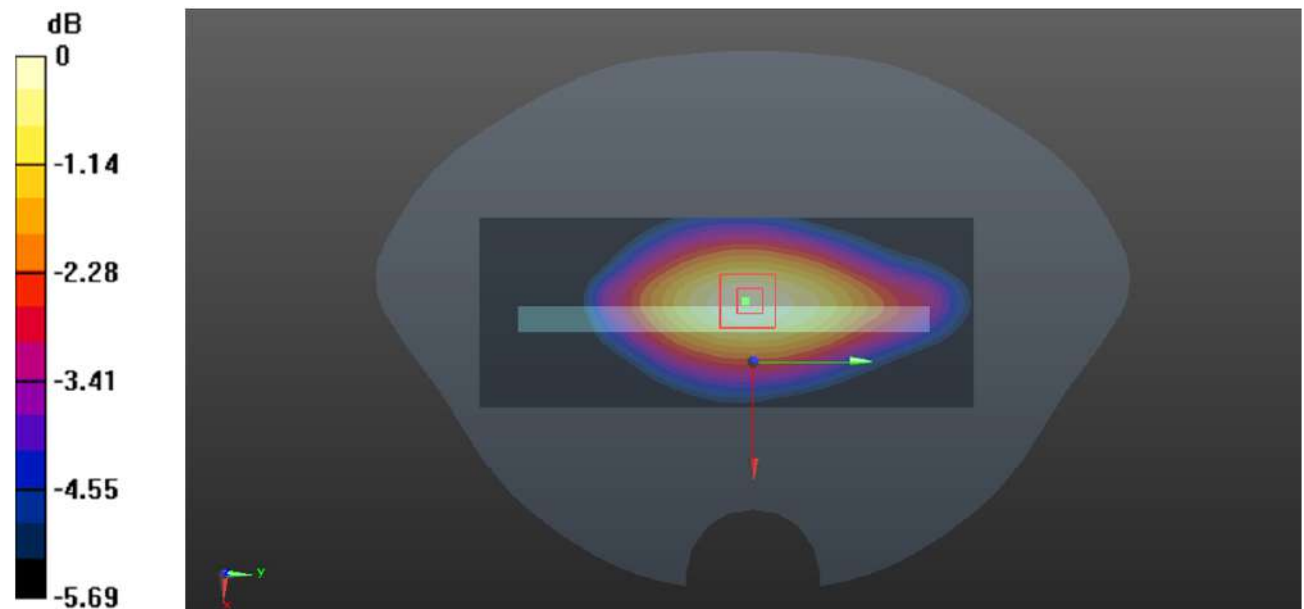
Zoom Scan (5x5x7)/Cube 0: Measurement grid: dx=8mm, dy=8mm, dz=5mm

Reference Value = 9.067 V/m; Power Drift = 0.17 dB

Peak SAR (extrapolated) = 0.0960 W/kg

SAR(1 g) = 0.073 W/kg; SAR(10 g) = 0.057 W/kg

Maximum value of SAR (measured) = 0.0883 W/kg



0 dB = 0.0883 W/kg = -10.54 dBW/kg

Plot 9#: GSM 850_Mid_Body Bottom**DUT: Smart Phone; Type: S100; Serial: CR21090082-SA-S1**

Communication System: Generic GPRS-2 slot; Frequency: 836.6 MHz; Duty Cycle: 1:4

Medium parameters used: $f = 836.6$ MHz; $\sigma = 0.896$ S/m; $\epsilon_r = 41.678$; $\rho = 1000$ kg/m³

Phantom section: Flat Section

DASY5 Configuration:

- Probe: EX3DV4 - SN7522; ConvF(9.93, 9.93, 9.93) @ 836.6 MHz; Calibrated: 2021/4/19
- Sensor-Surface: 1.4mm (Mechanical Surface Detection)
- Electronics: DAE4 Sn1354; Calibrated: 2021/9/1
- Phantom: Twin SAM; Type: Twin SAM V5.0; Serial: TP:1744
- Measurement SW: DASY52, Version 52.10 (2); SEMCAD X Version 14.6.12 (7470)

Area Scan (61x91x1): Interpolated grid: dx=1.200 mm, dy=1.200 mm

Maximum value of SAR (interpolated) = 0.240 W/kg

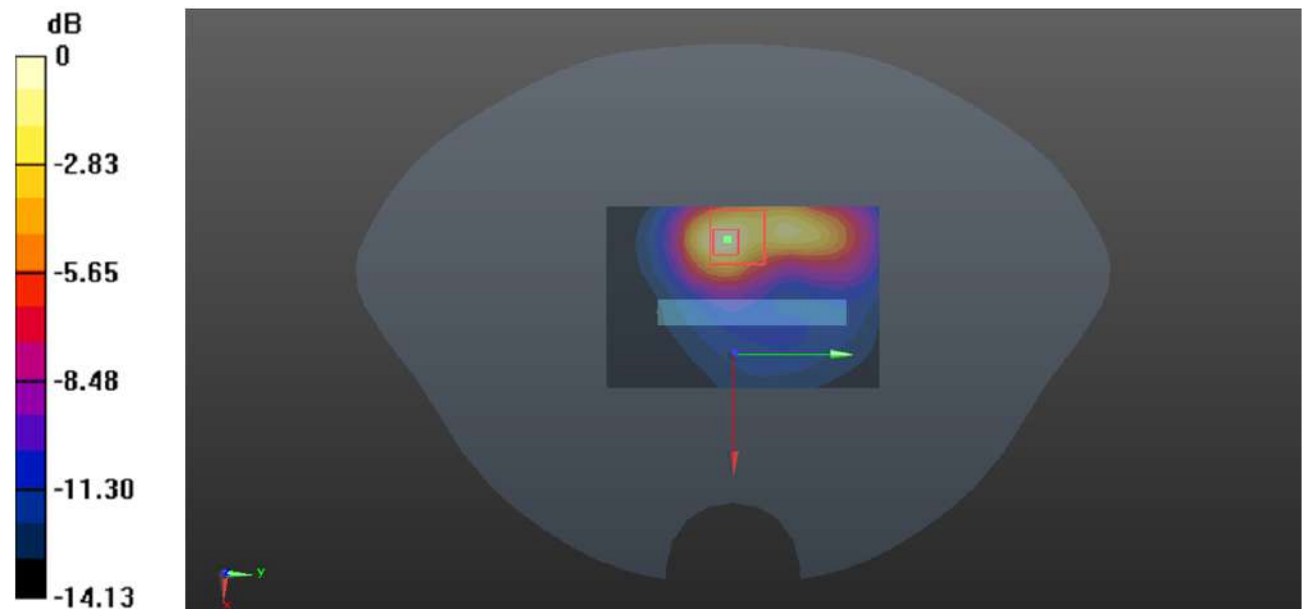
Zoom Scan (5x5x7)/Cube 0: Measurement grid: dx=8mm, dy=8mm, dz=5mm

Reference Value = 4.838 V/m; Power Drift = 0.04 dB

Peak SAR (extrapolated) = 0.364 W/kg

SAR(1 g) = 0.137 W/kg; SAR(10 g) = 0.070 W/kg

Maximum value of SAR (measured) = 0.256 W/kg



0 dB = 0.256 W/kg = -5.92 dBW/kg

Plot 10#: PCS 1900_Mid_Head Left Cheek**DUT: Smart Phone; Type: S100; Serial: CR21090082-SA-S1**

Communication System: Generic GSM; Frequency: 1880 MHz; Duty Cycle: 1:8

Medium parameters used: $f = 1880$ MHz; $\sigma = 1.403$ S/m; $\epsilon_r = 39.625$; $\rho = 1000$ kg/m³

Phantom section: Left Section

DASY5 Configuration:

- Probe: EX3DV4 - SN7522; ConvF(7.94, 7.94, 7.94) @ 1880 MHz; Calibrated: 2021/4/19
- Sensor-Surface: 1.4mm (Mechanical Surface Detection)
- Electronics: DAE4 Sn1354; Calibrated: 2021/9/1
- Phantom: Twin SAM; Type: Twin SAM V5.0; Serial: TP:1744
- Measurement SW: DASY52, Version 52.10 (2); SEMCAD X Version 14.6.12 (7470)

Area Scan (61x121x1): Interpolated grid: dx=1.500 mm, dy=1.500 mm

Maximum value of SAR (interpolated) = 0.103 W/kg


Zoom Scan (6x6x7)/Cube 0: Measurement grid: dx=8mm, dy=8mm, dz=5mm

Reference Value = 4.254 V/m; Power Drift = -0.12 dB

Peak SAR (extrapolated) = 0.112 W/kg

SAR(1 g) = 0.081 W/kg; SAR(10 g) = 0.060 W/kg

Maximum value of SAR (measured) = 0.100 W/kg



0 dB = 0.100 W/kg = -10.00 dBW/kg

Plot 11#: PCS 1900_Mid_Head Left Tilt**DUT: Smart Phone; Type: S100; Serial: CR21090082-SA-S1**

Communication System: Generic GSM; Frequency: 1880 MHz; Duty Cycle: 1:8

Medium parameters used: $f = 1880$ MHz; $\sigma = 1.403$ S/m; $\epsilon_r = 39.625$; $\rho = 1000$ kg/m³

Phantom section: Left Section

DASY5 Configuration:

- Probe: EX3DV4 - SN7522; ConvF(7.94, 7.94, 7.94) @ 1880 MHz; Calibrated: 2021/4/19
- Sensor-Surface: 1.4mm (Mechanical Surface Detection)
- Electronics: DAE4 Sn1354; Calibrated: 2021/9/1
- Phantom: Twin SAM; Type: Twin SAM V5.0; Serial: TP:1744
- Measurement SW: DASY52, Version 52.10 (2); SEMCAD X Version 14.6.12 (7470)

Area Scan (61x121x1): Interpolated grid: dx=1.500 mm, dy=1.500 mm

Maximum value of SAR (interpolated) = 0.0377 W/kg

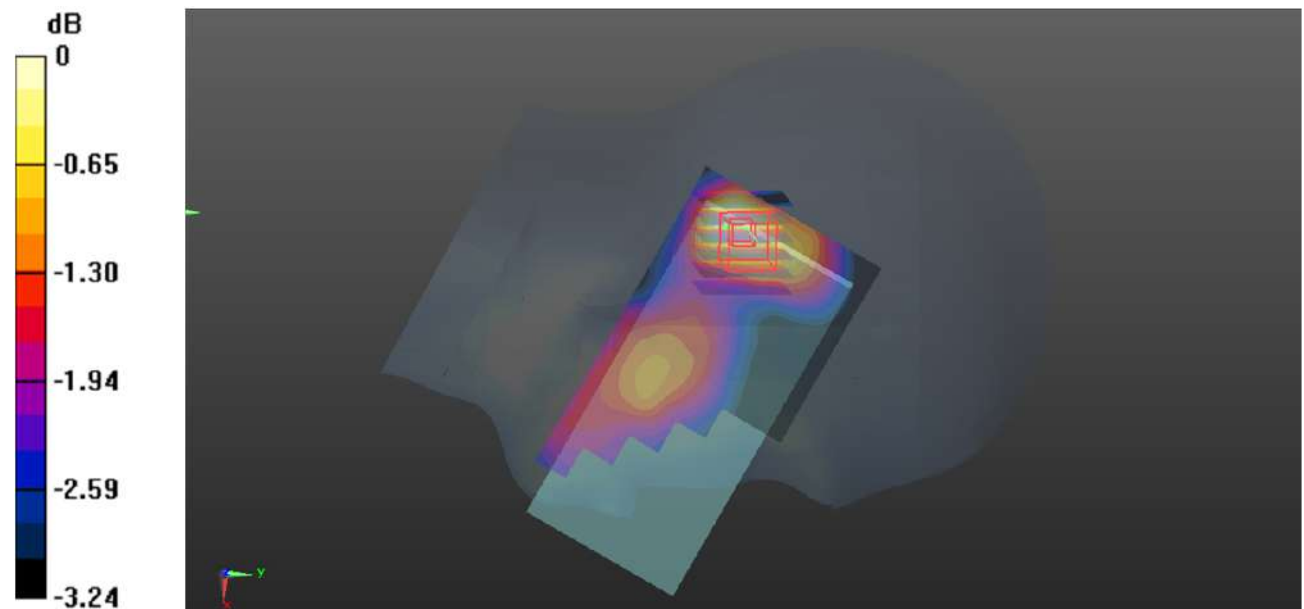
Zoom Scan (6x6x7)/Cube 0: Measurement grid: dx=8mm, dy=8mm, dz=5mm

Reference Value = 4.636 V/m; Power Drift = 0.14 dB

Peak SAR (extrapolated) = 0.0390 W/kg

SAR(1 g) = 0.031 W/kg; SAR(10 g) = 0.026 W/kg

Maximum value of SAR (measured) = 0.0361 W/kg



0 dB = 0.0361 W/kg = -14.42 dBW/kg

Plot 12# PCS 1900_Mid_Head Right Cheek**DUT: Smart Phone; Type: S100; Serial: CR21090082-SA-S1**

Communication System: Generic GSM; Frequency: 1880 MHz; Duty Cycle: 1:8

Medium parameters used: $f = 1880$ MHz; $\sigma = 1.403$ S/m; $\epsilon_r = 39.625$; $\rho = 1000$ kg/m³

Phantom section: Right Section

DASY5 Configuration:

- Probe: EX3DV4 - SN7522; ConvF(7.94, 7.94, 7.94) @ 1880 MHz; Calibrated: 2021/4/19
- Sensor-Surface: 1.4mm (Mechanical Surface Detection)
- Electronics: DAE4 Sn1354; Calibrated: 2021/9/1
- Phantom: Twin SAM; Type: Twin SAM V5.0; Serial: TP:1744
- Measurement SW: DASY52, Version 52.10 (2); SEMCAD X Version 14.6.12 (7470)

Area Scan (61x121x1): Interpolated grid: dx=1.500 mm, dy=1.500 mm

Maximum value of SAR (interpolated) = 0.0572 W/kg


Zoom Scan (5x5x7)/Cube 0: Measurement grid: dx=8mm, dy=8mm, dz=5mm

Reference Value = 4.521 V/m; Power Drift = 0.16 dB

Peak SAR (extrapolated) = 0.0630 W/kg

SAR(1 g) = 0.049 W/kg; SAR(10 g) = 0.040 W/kg

Maximum value of SAR (measured) = 0.0575 W/kg



0 dB = 0.0575 W/kg = -12.40 dBW/kg

Plot 13#: PCS 1900_Mid_Head Right Tilt**DUT: Smart Phone; Type: S100; Serial: CR21090082-SA-S1**

Communication System: Generic GSM; Frequency: 1880 MHz; Duty Cycle: 1:8

Medium parameters used: $f = 1880$ MHz; $\sigma = 1.403$ S/m; $\epsilon_r = 39.625$; $\rho = 1000$ kg/m³

Phantom section: Right Section

DASY5 Configuration:

- Probe: EX3DV4 - SN7522; ConvF(7.94, 7.94, 7.94) @ 1880 MHz; Calibrated: 2021/4/19
- Sensor-Surface: 1.4mm (Mechanical Surface Detection)
- Electronics: DAE4 Sn1354; Calibrated: 2021/9/1
- Phantom: Twin SAM; Type: Twin SAM V5.0; Serial: TP:1744
- Measurement SW: DASY52, Version 52.10 (2); SEMCAD X Version 14.6.12 (7470)

Area Scan (61x131x1): Interpolated grid: dx=1.500 mm, dy=1.500 mm

Maximum value of SAR (interpolated) = 0.0492 W/kg


Zoom Scan (6x6x7)/Cube 0: Measurement grid: dx=8mm, dy=8mm, dz=5mm

Reference Value = 5.035 V/m; Power Drift = 0.00 dB

Peak SAR (extrapolated) = 0.0590 W/kg

SAR(1 g) = 0.036 W/kg; SAR(10 g) = 0.028 W/kg

Maximum value of SAR (measured) = 0.0433 W/kg



0 dB = 0.0433 W/kg = -13.64 dBW/kg

Plot 14#: PCS 1900_Mid_Body Worn Back**DUT: Smart Phone; Type: S100; Serial: CR21090082-SA-S1**

Communication System: Generic GSM; Frequency: 1880 MHz; Duty Cycle: 1:8

Medium parameters used: $f = 1880$ MHz; $\sigma = 1.403$ S/m; $\epsilon_r = 39.625$; $\rho = 1000$ kg/m³

Phantom section: Flat Section

DASY5 Configuration:

- Probe: EX3DV4 - SN7522; ConvF(7.94, 7.94, 7.94) @ 1880 MHz; Calibrated: 2021/4/19
- Sensor-Surface: 1.4mm (Mechanical Surface Detection)
- Electronics: DAE4 Sn1354; Calibrated: 2021/9/1
- Phantom: Twin SAM; Type: Twin SAM V5.0; Serial: TP:1744
- Measurement SW: DASY52, Version 52.10 (2); SEMCAD X Version 14.6.12 (7470)

Area Scan (61x131x1): Interpolated grid: dx=1.500 mm, dy=1.500 mm

Maximum value of SAR (interpolated) = 0.224 W/kg

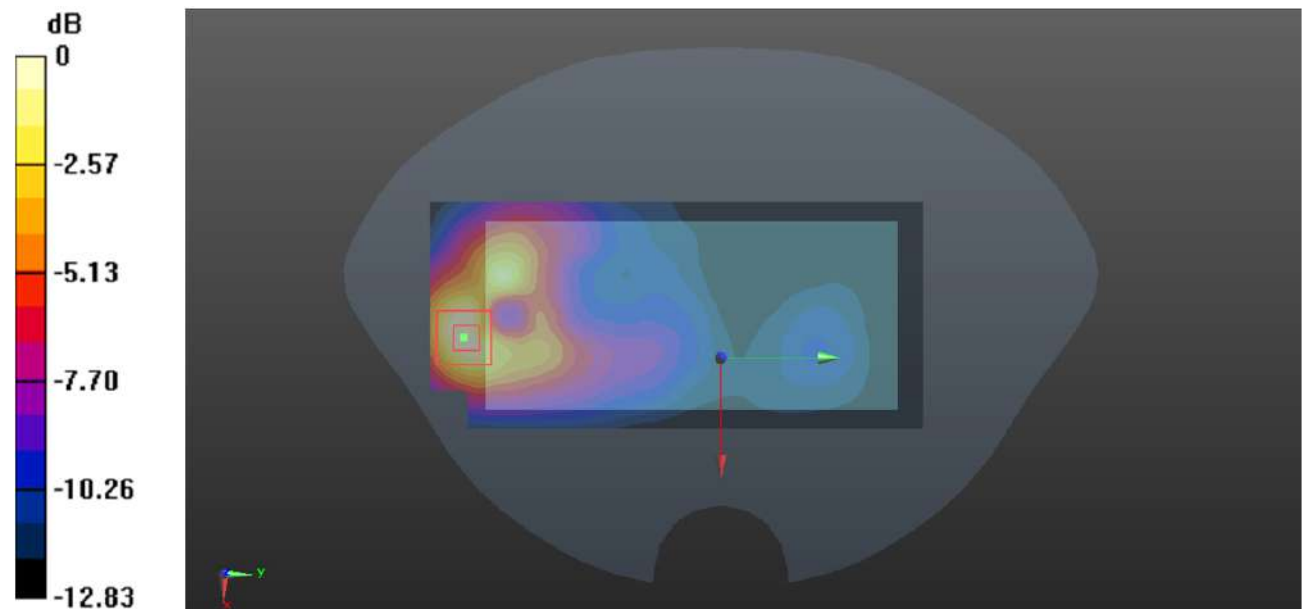
Zoom Scan (5x5x7)/Cube 0: Measurement grid: dx=8mm, dy=8mm, dz=5mm

Reference Value = 3.159 V/m; Power Drift = 0.11 dB

Peak SAR (extrapolated) = 0.288 W/kg

SAR(1 g) = 0.157 W/kg; SAR(10 g) = 0.082 W/kg

Maximum value of SAR (measured) = 0.228 W/kg



0 dB = 0.228 W/kg = -6.42 dBW/kg

Plot 15#: PCS 1900_Mid_Body Back**DUT: Smart Phone; Type: S100; Serial: CR21090082-SA-S1**

Communication System: Generic GPRS-3 slots; Frequency: 1880 MHz; Duty Cycle: 1:2.66

Medium parameters used: $f = 1880$ MHz; $\sigma = 1.403$ S/m; $\epsilon_r = 39.625$; $\rho = 1000$ kg/m³

Phantom section: Flat Section

DASY5 Configuration:

- Probe: EX3DV4 - SN7522; ConvF(7.94, 7.94, 7.94) @ 1880 MHz; Calibrated: 2021/4/19
- Sensor-Surface: 1.4mm (Mechanical Surface Detection)
- Electronics: DAE4 Sn1354; Calibrated: 2021/9/1
- Phantom: Twin SAM; Type: Twin SAM V5.0; Serial: TP:1744
- Measurement SW: DASY52, Version 52.10 (2); SEMCAD X Version 14.6.12 (7470)

Area Scan (61x131x1): Interpolated grid: dx=1.500 mm, dy=1.500 mm

Maximum value of SAR (interpolated) = 0.204 W/kg

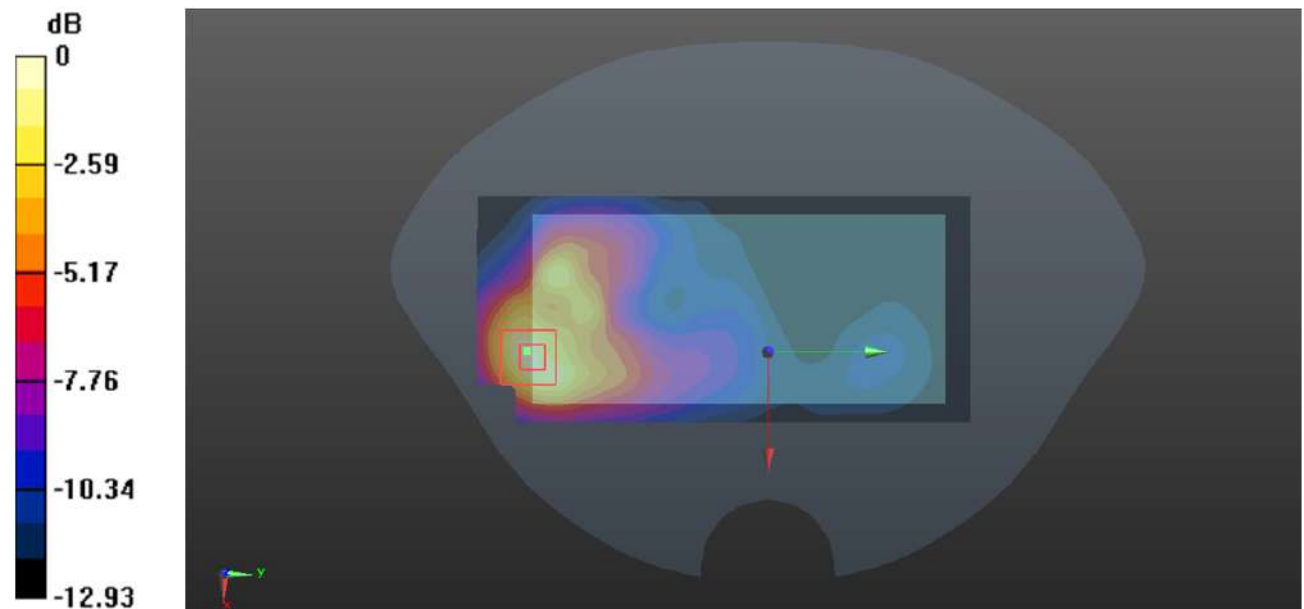
Zoom Scan (6x6x7)/Cube 0: Measurement grid: dx=8mm, dy=8mm, dz=5mm

Reference Value = 3.374 V/m; Power Drift = -0.04 dB

Peak SAR (extrapolated) = 0.299 W/kg

SAR(1 g) = 0.155 W/kg; SAR(10 g) = 0.080 W/kg

Maximum value of SAR (measured) = 0.225 W/kg



0 dB = 0.225 W/kg = -6.48 dBW/kg

Plot 16#: PCS 1900_Mid_Body Left**DUT: Smart Phone; Type: S100; Serial: CR21090082-SA-S1**

Communication System: Generic GPRS-3 slots; Frequency: 1880 MHz; Duty Cycle: 1:2.66

Medium parameters used: $f = 1880$ MHz; $\sigma = 1.403$ S/m; $\epsilon_r = 39.625$; $\rho = 1000$ kg/m³

Phantom section: Flat Section

DASY5 Configuration:

- Probe: EX3DV4 - SN7522; ConvF(7.94, 7.94, 7.94) @ 1880 MHz; Calibrated: 2021/4/19
- Sensor-Surface: 1.4mm (Mechanical Surface Detection)
- Electronics: DAE4 Sn1354; Calibrated: 2021/9/1
- Phantom: Twin SAM; Type: Twin SAM V5.0; Serial: TP:1744
- Measurement SW: DASY52, Version 52.10 (2); SEMCAD X Version 14.6.12 (7470)

Area Scan (51x141x1): Interpolated grid: dx=1.500 mm, dy=1.500 mm

Maximum value of SAR (interpolated) = 0.0318 W/kg

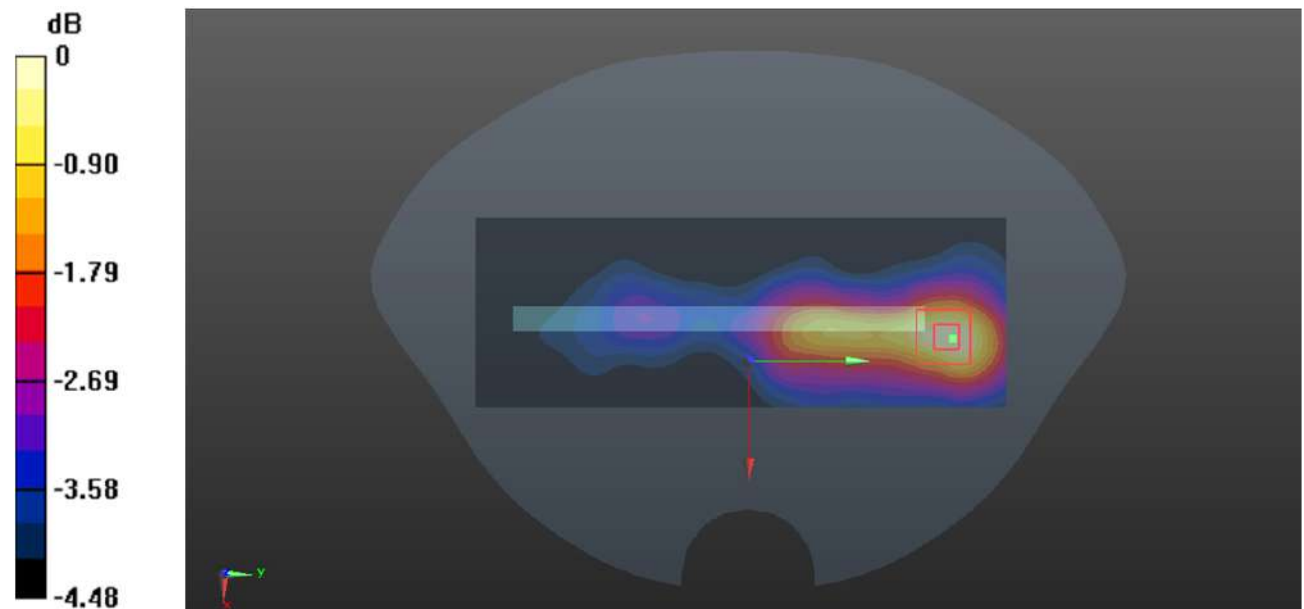
Zoom Scan (5x5x7)/Cube 0: Measurement grid: dx=8mm, dy=8mm, dz=5mm

Reference Value = 3.343 V/m; Power Drift = -0.16 dB

Peak SAR (extrapolated) = 0.0350 W/kg

SAR(1 g) = 0.025 W/kg; SAR(10 g) = 0.019 W/kg

Maximum value of SAR (measured) = 0.0312 W/kg



0 dB = 0.0312 W/kg = -15.06 dBW/kg

Plot 17#: PCS 1900_Mid_Body Right**DUT: Smart Phone; Type: S100; Serial: CR21090082-SA-S1**

Communication System: Generic GPRS-3 slots; Frequency: 1880 MHz; Duty Cycle: 1:2.66

Medium parameters used: $f = 1880$ MHz; $\sigma = 1.403$ S/m; $\epsilon_r = 39.625$; $\rho = 1000$ kg/m³

Phantom section: Flat Section

DASY5 Configuration:

- Probe: EX3DV4 - SN7522; ConvF(7.94, 7.94, 7.94) @ 1880 MHz; Calibrated: 2021/4/19
- Sensor-Surface: 1.4mm (Mechanical Surface Detection)
- Electronics: DAE4 Sn1354; Calibrated: 2021/9/1
- Phantom: Twin SAM; Type: Twin SAM V5.0; Serial: TP:1744
- Measurement SW: DASY52, Version 52.10 (2); SEMCAD X Version 14.6.12 (7470)

Area Scan (51x131x1): Interpolated grid: dx=1.500 mm, dy=1.500 mm

Maximum value of SAR (interpolated) = 0.0949 W/kg

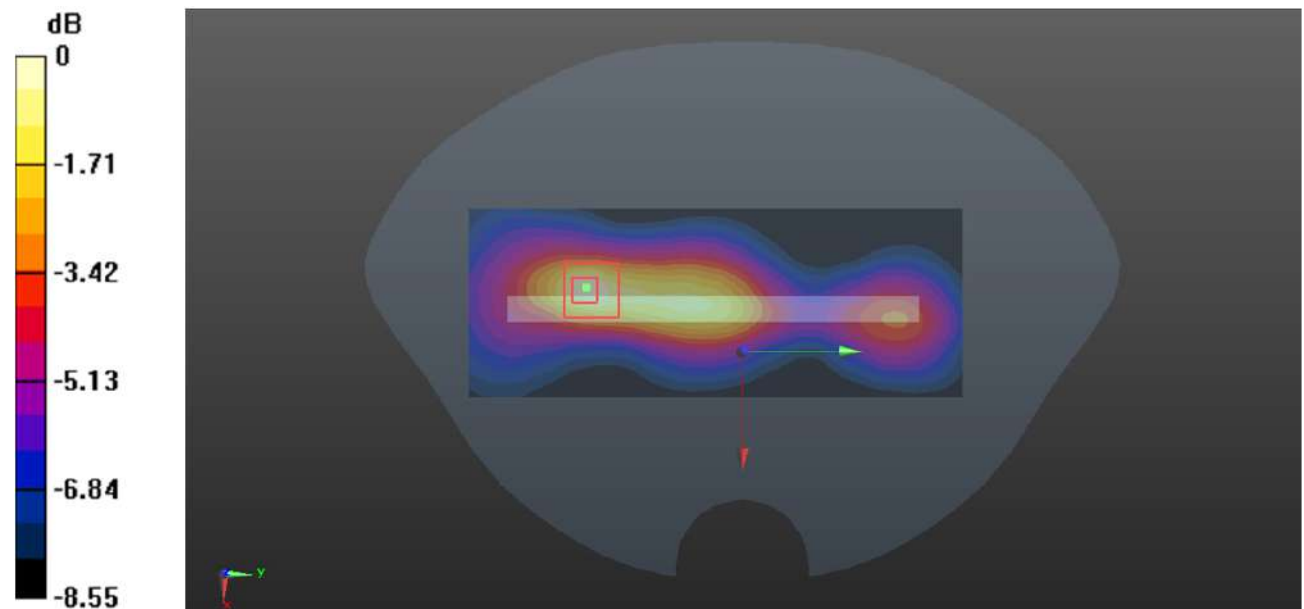
Zoom Scan (5x5x7)/Cube 0: Measurement grid: dx=8mm, dy=8mm, dz=5mm

Reference Value = 5.621 V/m; Power Drift = 0.15 dB

Peak SAR (extrapolated) = 0.114 W/kg

SAR(1 g) = 0.060 W/kg; SAR(10 g) = 0.036 W/kg

Maximum value of SAR (measured) = 0.0927 W/kg



0 dB = 0.0927 W/kg = -10.33 dBW/kg

Plot 18#: PCS 1900_Mid_Body Bottom**DUT: Smart Phone; Type: S100; Serial: CR21090082-SA-S1**

Communication System: Generic GPRS-3 slots; Frequency: 1880 MHz; Duty Cycle: 1:2.66

Medium parameters used: $f = 1880$ MHz; $\sigma = 1.403$ S/m; $\epsilon_r = 39.625$; $\rho = 1000$ kg/m³

Phantom section: Flat Section

DASY5 Configuration:

- Probe: EX3DV4 - SN7522; ConvF(7.94, 7.94, 7.94) @ 1880 MHz; Calibrated: 2021/4/19
- Sensor-Surface: 1.4mm (Mechanical Surface Detection)
- Electronics: DAE4 Sn1354; Calibrated: 2021/9/1
- Phantom: Twin SAM; Type: Twin SAM V5.0; Serial: TP:1744
- Measurement SW: DASY52, Version 52.10 (2); SEMCAD X Version 14.6.12 (7470)

Area Scan (61x91x1): Interpolated grid: dx=1.200 mm, dy=1.200 mm

Maximum value of SAR (interpolated) = 0.477 W/kg

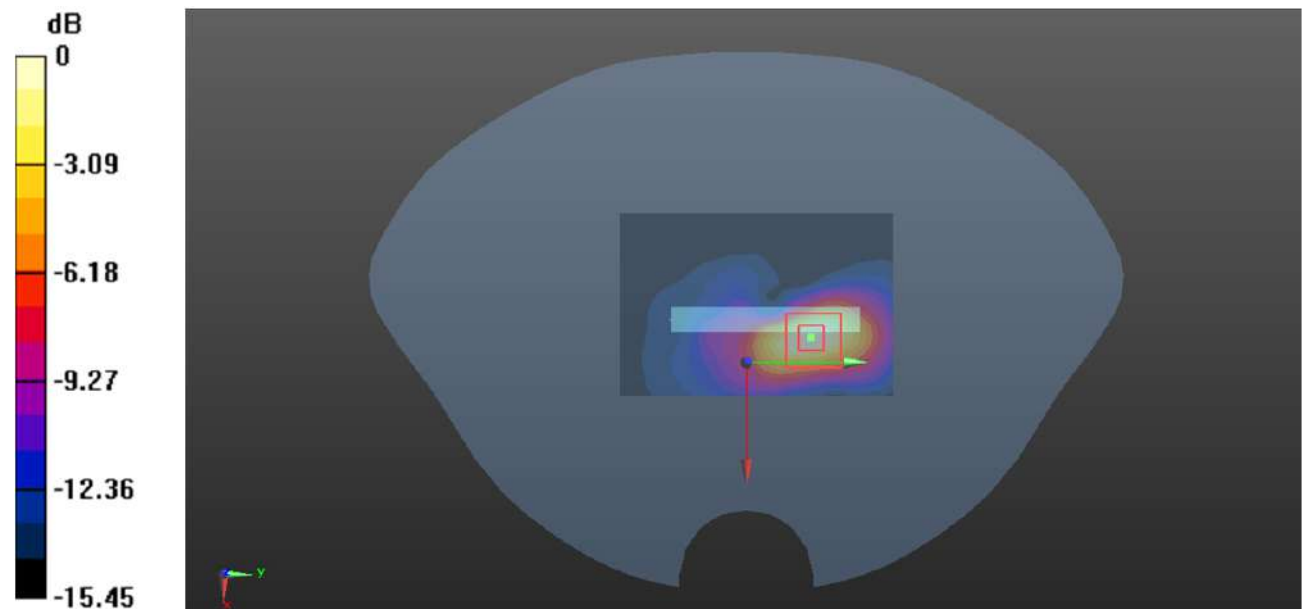
Zoom Scan (5x5x7)/Cube 0: Measurement grid: dx=8mm, dy=8mm, dz=5mm

Reference Value = 4.987 V/m; Power Drift = -0.18 dB

Peak SAR (extrapolated) = 0.550 W/kg

SAR(1 g) = 0.269 W/kg; SAR(10 g) = 0.129 W/kg

Maximum value of SAR (measured) = 0.437 W/kg



0 dB = 0.437 W/kg = -3.60 dBW/kg

Plot 19#: WCDMA Band 2_Mid_Head Left Cheek**DUT: Smart Phone; Type: S100; Serial: CR21090082-SA-S1**

Communication System: Generic WCDMA; Frequency: 1880 MHz; Duty Cycle: 1:1

Medium parameters used: $f = 1880$ MHz; $\sigma = 1.403$ S/m; $\epsilon_r = 39.625$; $\rho = 1000$ kg/m³

Phantom section: Left Section

DASY5 Configuration:

- Probe: EX3DV4 - SN7522; ConvF(7.94, 7.94, 7.94) @ 1880 MHz; Calibrated: 2021/4/19
- Sensor-Surface: 1.4mm (Mechanical Surface Detection)
- Electronics: DAE4 Sn1354; Calibrated: 2021/9/1
- Phantom: Twin SAM; Type: Twin SAM V5.0; Serial: TP:1744
- Measurement SW: DASY52, Version 52.10 (2); SEMCAD X Version 14.6.12 (7470)

Area Scan (61x121x1): Interpolated grid: dx=1.500 mm, dy=1.500 mm

Maximum value of SAR (interpolated) = 0.0754 W/kg


Zoom Scan (5x5x7)/Cube 0: Measurement grid: dx=8mm, dy=8mm, dz=5mm

Reference Value = 2.254 V/m; Power Drift = 0.17 dB

Peak SAR (extrapolated) = 0.0840 W/kg

SAR(1 g) = 0.057 W/kg; SAR(10 g) = 0.039 W/kg

Maximum value of SAR (measured) = 0.0746 W/kg



0 dB = 0.0746 W/kg = -11.27 dBW/kg

Plot 20#: WCDMA Band 2_Mid_Head Left Tilt**DUT: Smart Phone; Type: S100; Serial: CR21090082-SA-S1**

Communication System: Generic WCDMA; Frequency: 1880 MHz; Duty Cycle: 1:1

Medium parameters used: $f = 1880$ MHz; $\sigma = 1.403$ S/m; $\epsilon_r = 39.625$; $\rho = 1000$ kg/m³

Phantom section: Left Section

DASY5 Configuration:

- Probe: EX3DV4 - SN7522; ConvF(7.94, 7.94, 7.94) @ 1880 MHz; Calibrated: 2021/4/19
- Sensor-Surface: 1.4mm (Mechanical Surface Detection)
- Electronics: DAE4 Sn1354; Calibrated: 2021/9/1
- Phantom: Twin SAM; Type: Twin SAM V5.0; Serial: TP:1744
- Measurement SW: DASY52, Version 52.10 (2); SEMCAD X Version 14.6.12 (7470)

Area Scan (61x121x1): Interpolated grid: dx=1.500 mm, dy=1.500 mm

Maximum value of SAR (interpolated) = 0.0451 W/kg


Zoom Scan (5x5x7)/Cube 0: Measurement grid: dx=8mm, dy=8mm, dz=5mm

Reference Value = 3.505 V/m; Power Drift = 0.10 dB

Peak SAR (extrapolated) = 0.0460 W/kg

SAR(1 g) = 0.034 W/kg; SAR(10 g) = 0.025 W/kg

Maximum value of SAR (measured) = 0.0414 W/kg



0 dB = 0.0414 W/kg = -13.83 dBW/kg

Plot 21#: WCDMA Band 2_Mid_Head Right Cheek**DUT: Smart Phone; Type: S100; Serial: CR21090082-SA-S1**

Communication System: Generic WCDMA; Frequency: 1880 MHz; Duty Cycle: 1:1

Medium parameters used: $f = 1880$ MHz; $\sigma = 1.403$ S/m; $\epsilon_r = 39.625$; $\rho = 1000$ kg/m³

Phantom section: Right Section

DASY5 Configuration:

- Probe: EX3DV4 - SN7522; ConvF(7.94, 7.94, 7.94) @ 1880 MHz; Calibrated: 2021/4/19
- Sensor-Surface: 1.4mm (Mechanical Surface Detection)
- Electronics: DAE4 Sn1354; Calibrated: 2021/9/1
- Phantom: Twin SAM; Type: Twin SAM V5.0; Serial: TP:1744
- Measurement SW: DASY52, Version 52.10 (2); SEMCAD X Version 14.6.12 (7470)

Area Scan (61x121x1): Interpolated grid: dx=1.500 mm, dy=1.500 mm

Maximum value of SAR (interpolated) = 0.0412 W/kg


Zoom Scan (5x6x7)/Cube 0: Measurement grid: dx=8mm, dy=8mm, dz=5mm

Reference Value = 2.590 V/m; Power Drift = 0.10 dB

Peak SAR (extrapolated) = 0.0480 W/kg

SAR(1 g) = 0.034 W/kg; SAR(10 g) = 0.026 W/kg

Maximum value of SAR (measured) = 0.0428 W/kg



0 dB = 0.0428 W/kg = -13.69 dBW/kg

Plot 22#:WCDMA Band 2_Mid_Head Right Tilt**DUT: Smart Phone; Type: S100; Serial: CR21090082-SA-S1**

Communication System: Generic WCDMA; Frequency: 1880 MHz;Duty Cycle: 1:1

Medium parameters used: $f = 1880$ MHz; $\sigma = 1.403$ S/m; $\epsilon_r = 39.625$; $\rho = 1000$ kg/m³

Phantom section: Right Section

DASY5 Configuration:

- Probe: EX3DV4 - SN7522; ConvF(7.94, 7.94, 7.94) @ 1880 MHz; Calibrated: 2021/4/19
- Sensor-Surface: 1.4mm (Mechanical Surface Detection)
- Electronics: DAE4 Sn1354; Calibrated: 2021/9/1
- Phantom: Twin SAM; Type: Twin SAM V5.0; Serial: TP:1744
- Measurement SW: DASY52, Version 52.10 (2); SEMCAD X Version 14.6.12 (7470)

Area Scan (61x121x1): Interpolated grid: dx=1.500 mm, dy=1.500 mm

Maximum value of SAR (interpolated) = 0.0473 W/kg


Zoom Scan (5x5x7)/Cube 0: Measurement grid: dx=8mm, dy=8mm, dz=5mm

Reference Value = 3.677 V/m; Power Drift = -0.12 dB

Peak SAR (extrapolated) = 0.0490 W/kg

SAR(1 g) = 0.033 W/kg; SAR(10 g) = 0.023 W/kg

Maximum value of SAR (measured) = 0.0418 W/kg



0 dB = 0.0418 W/kg = -13.79 dBW/kg

Plot 23#: WCDMA Band 2_Mid_Body Back**DUT: Smart Phone; Type: S100; Serial: CR21090082-SA-S1**

Communication System: Generic WCDMA; Frequency: 1880 MHz; Duty Cycle: 1:1

Medium parameters used: $f = 1880$ MHz; $\sigma = 1.403$ S/m; $\epsilon_r = 39.625$; $\rho = 1000$ kg/m³

Phantom section: Flat Section

DASY5 Configuration:

- Probe: EX3DV4 - SN7522; ConvF(7.94, 7.94, 7.94) @ 1880 MHz; Calibrated: 2021/4/19
- Sensor-Surface: 1.4mm (Mechanical Surface Detection)
- Electronics: DAE4 Sn1354; Calibrated: 2021/9/1
- Phantom: Twin SAM; Type: Twin SAM V5.0; Serial: TP:1744
- Measurement SW: DASY52, Version 52.10 (2); SEMCAD X Version 14.6.12 (7470)

Area Scan (71x131x1): Interpolated grid: dx=1.500 mm, dy=1.500 mm

Maximum value of SAR (interpolated) = 0.290 W/kg

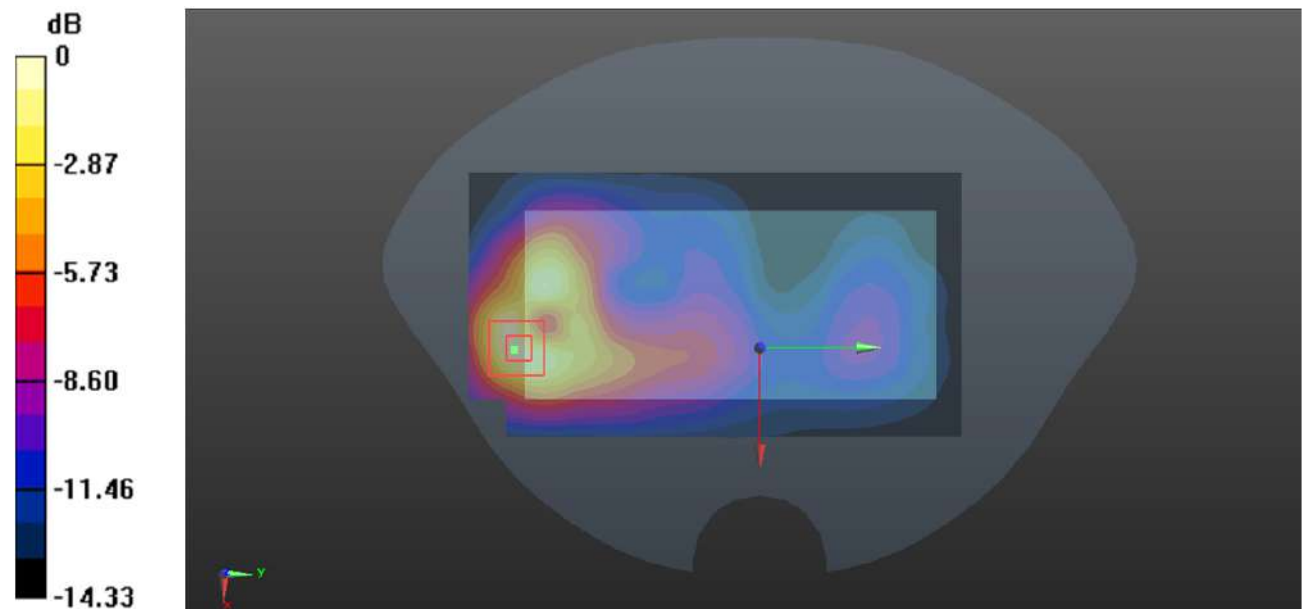
Zoom Scan (5x5x7)/Cube 0: Measurement grid: dx=8mm, dy=8mm, dz=5mm

Reference Value = 3.589 V/m; Power Drift = -0.08 dB

Peak SAR (extrapolated) = 0.443 W/kg

SAR(1 g) = 0.212 W/kg; SAR(10 g) = 0.103 W/kg

Maximum value of SAR (measured) = 0.327 W/kg



0 dB = 0.327 W/kg = -4.85 dBW/kg

Plot 24#: WCDMA Band 2_Mid_Body Left**DUT: Smart Phone; Type: S100; Serial: CR21090082-SA-S1**

Communication System: Generic WCDMA; Frequency: 1880 MHz; Duty Cycle: 1:1

Medium parameters used: $f = 1880$ MHz; $\sigma = 1.403$ S/m; $\epsilon_r = 39.625$; $\rho = 1000$ kg/m³

Phantom section: Flat Section

DASY5 Configuration:

- Probe: EX3DV4 - SN7522; ConvF(7.94, 7.94, 7.94) @ 1880 MHz; Calibrated: 2021/4/19
- Sensor-Surface: 1.4mm (Mechanical Surface Detection)
- Electronics: DAE4 Sn1354; Calibrated: 2021/9/1
- Phantom: Twin SAM; Type: Twin SAM V5.0; Serial: TP:1744
- Measurement SW: DASY52, Version 52.10 (2); SEMCAD X Version 14.6.12 (7470)

Area Scan (51x131x1): Interpolated grid: dx=1.500 mm, dy=1.500 mm

Maximum value of SAR (interpolated) = 0.121 W/kg

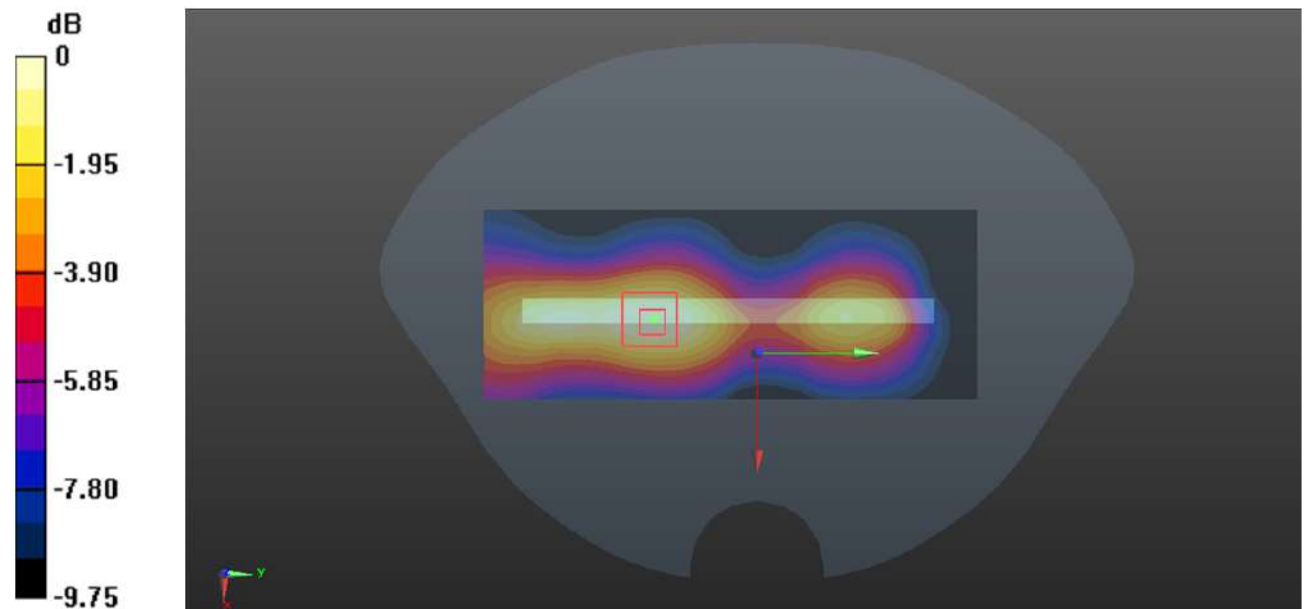
Zoom Scan (5x5x7)/Cube 0: Measurement grid: dx=8mm, dy=8mm, dz=5mm

Reference Value = 5.043 V/m; Power Drift = 0.00 dB

Peak SAR (extrapolated) = 0.135 W/kg

SAR(1 g) = 0.085 W/kg; SAR(10 g) = 0.055 W/kg

Maximum value of SAR (measured) = 0.118 W/kg



0 dB = 0.118 W/kg = -9.28 dBW/kg

Plot 25#: WCDMA Band 2_Mid_Body Right**DUT: Smart Phone; Type: S100; Serial: CR21090082-SA-S1**

Communication System: Generic WCDMA; Frequency: 1880 MHz; Duty Cycle: 1:1

Medium parameters used: $f = 1880$ MHz; $\sigma = 1.403$ S/m; $\epsilon_r = 39.625$; $\rho = 1000$ kg/m³

Phantom section: Flat Section

DASY5 Configuration:

- Probe: EX3DV4 - SN7522; ConvF(7.94, 7.94, 7.94) @ 1880 MHz; Calibrated: 2021/4/19
- Sensor-Surface: 1.4mm (Mechanical Surface Detection)
- Electronics: DAE4 Sn1354; Calibrated: 2021/9/1
- Phantom: Twin SAM; Type: Twin SAM V5.0; Serial: TP:1744
- Measurement SW: DASY52, Version 52.10 (2); SEMCAD X Version 14.6.12 (7470)

Area Scan (51x131x1): Interpolated grid: dx=1.500 mm, dy=1.500 mm

Maximum value of SAR (interpolated) = 0.0608 W/kg

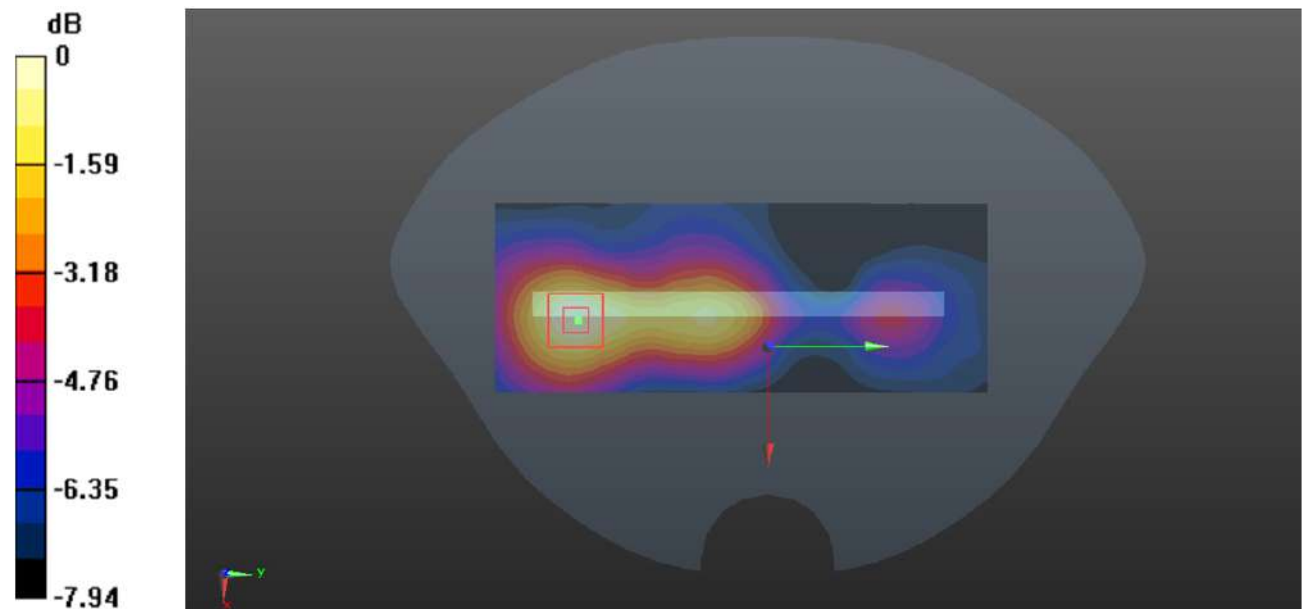
Zoom Scan (5x5x7)/Cube 0: Measurement grid: dx=8mm, dy=8mm, dz=5mm

Reference Value = 3.995 V/m; Power Drift = -0.10 dB

Peak SAR (extrapolated) = 0.0690 W/kg

SAR(1 g) = 0.042 W/kg; SAR(10 g) = 0.027 W/kg

Maximum value of SAR (measured) = 0.0590 W/kg



0 dB = 0.0590 W/kg = -12.29 dBW/kg

Plot 26#: WCDMA Band 2_Mid_Body Bottom**DUT: Smart Phone; Type: S100; Serial: CR21090082-SA-S1**

Communication System: Generic WCDMA; Frequency: 1880 MHz; Duty Cycle: 1:1

Medium parameters used: $f = 1880$ MHz; $\sigma = 1.403$ S/m; $\epsilon_r = 39.625$; $\rho = 1000$ kg/m³

Phantom section: Flat Section

DASY5 Configuration:

- Probe: EX3DV4 - SN7522; ConvF(7.94, 7.94, 7.94) @ 1880 MHz; Calibrated: 2021/4/19
- Sensor-Surface: 1.4mm (Mechanical Surface Detection)
- Electronics: DAE4 Sn1354; Calibrated: 2021/9/1
- Phantom: Twin SAM; Type: Twin SAM V5.0; Serial: TP:1744
- Measurement SW: DASY52, Version 52.10 (2); SEMCAD X Version 14.6.12 (7470)

Area Scan (61x91x1): Interpolated grid: dx=1.200 mm, dy=1.200 mm

Maximum value of SAR (interpolated) = 1.23 W/kg

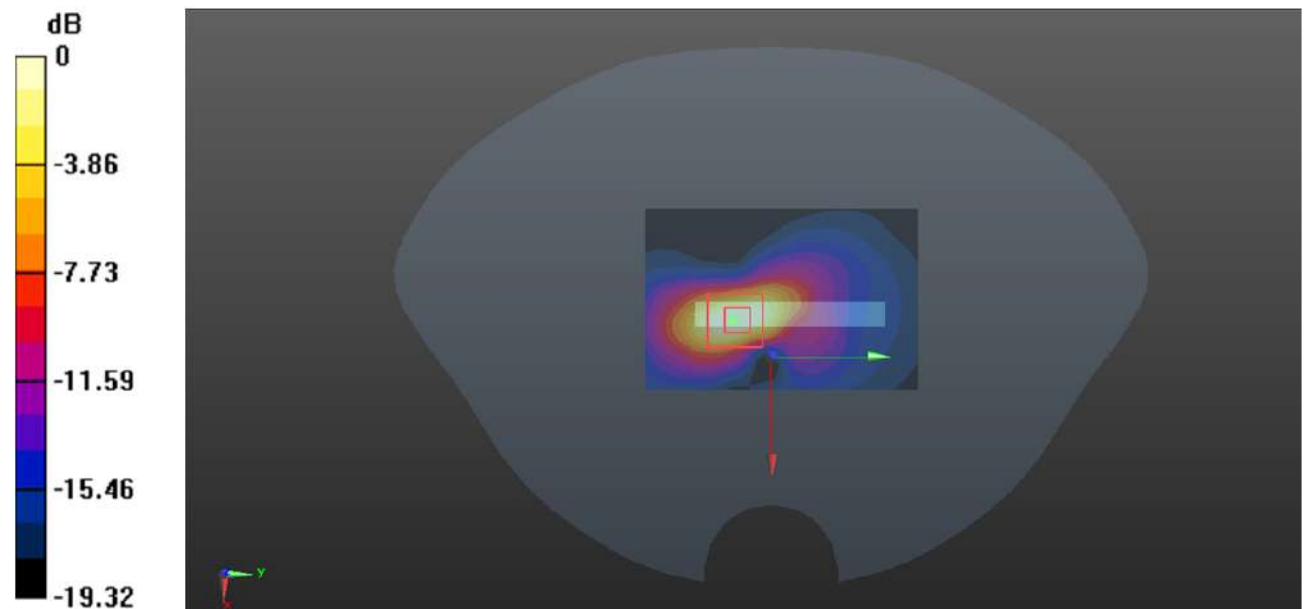
Zoom Scan (5x5x7)/Cube 0: Measurement grid: dx=8mm, dy=8mm, dz=5mm

Reference Value = 16.86 V/m; Power Drift = -0.04 dB

Peak SAR (extrapolated) = 1.42 W/kg

SAR(1 g) = 0.593 W/kg; SAR(10 g) = 0.248 W/kg

Maximum value of SAR (measured) = 1.04 W/kg



0 dB = 1.04 W/kg = 0.17 dBW/kg

Plot 27#: WCDMA Band 5_Mid_Head Left Cheek**DUT: Smart Phone; Type: S100; Serial: CR21090082-SA-S1**

Communication System: Generic WCDMA; Frequency: 836.6 MHz; Duty Cycle: 1:1

Medium parameters used: $f = 836.6$ MHz; $\sigma = 0.896$ S/m; $\epsilon_r = 41.678$; $\rho = 1000$ kg/m³

Phantom section: Left Section

DASY5 Configuration:

- Probe: EX3DV4 - SN7522; ConvF(9.93, 9.93, 9.93) @ 836.6 MHz; Calibrated: 2021/4/19
- Sensor-Surface: 1.4mm (Mechanical Surface Detection)
- Electronics: DAE4 Sn1354; Calibrated: 2021/9/1
- Phantom: Twin SAM; Type: Twin SAM V5.0; Serial: TP:1744
- Measurement SW: DASY52, Version 52.10 (2); SEMCAD X Version 14.6.12 (7470)

Area Scan (61x121x1): Interpolated grid: dx=1.500 mm, dy=1.500 mm

Maximum value of SAR (interpolated) = 0.0345 W/kg


Zoom Scan (5x5x7)/Cube 0: Measurement grid: dx=8mm, dy=8mm, dz=5mm

Reference Value = 2.738 V/m; Power Drift =0.06 dB

Peak SAR (extrapolated) = 0.0350 W/kg

SAR(1 g) = 0.028 W/kg; SAR(10 g) = 0.023 W/kg

Maximum value of SAR (measured) = 0.0326 W/kg



0 dB = 0.0326 W/kg = -14.87 dBW/kg

Plot 28#: WCDMA Band 5_Mid_Head Left Tilt**DUT: Smart Phone; Type: S100; Serial: CR21090082-SA-S1**

Communication System:, Generic WCDMA; Frequency: 836.6 MHz;Duty Cycle: 1:1

Medium parameters used: $f = 836.6$ MHz; $\sigma = 0.896$ S/m; $\epsilon_r = 41.678$; $\rho = 1000$ kg/m³

Phantom section: Left Section

DASY5 Configuration:

- Probe: EX3DV4 - SN7522; ConvF(9.93, 9.93, 9.93) @ 836.6 MHz; Calibrated: 2021/4/19
- Sensor-Surface: 1.4mm (Mechanical Surface Detection)
- Electronics: DAE4 Sn1354; Calibrated: 2021/9/1
- Phantom: Twin SAM; Type: Twin SAM V5.0; Serial: TP:1744
- Measurement SW: DASY52, Version 52.10 (2); SEMCAD X Version 14.6.12 (7470)

Area Scan (61x121x1): Interpolated grid: dx=1.500 mm, dy=1.500 mm

Maximum value of SAR (interpolated) = 0.0147 W/kg


Zoom Scan (6x6x7)/Cube 0: Measurement grid: dx=8mm, dy=8mm, dz=5mm

Reference Value = 3.049 V/m; Power Drift = 0.17 dB

Peak SAR (extrapolated) = 0.0160 W/kg

SAR(1 g) = 0.014 W/kg; SAR(10 g) = 0.013 W/kg

Maximum value of SAR (measured) = 0.0155 W/kg



0 dB = 0.0155 W/kg = -18.10 dBW/kg

Plot 29#: WCDMA Band 5_Mid_Head Right Cheek**DUT: Smart Phone; Type: S100; Serial: CR21090082-SA-S1**

Communication System: Generic WCDMA; Frequency: 836.6 MHz; Duty Cycle: 1:1

Medium parameters used: $f = 836.6$ MHz; $\sigma = 0.896$ S/m; $\epsilon_r = 41.678$; $\rho = 1000$ kg/m³

Phantom section: Right Section

DASY5 Configuration:

- Probe: EX3DV4 - SN7522; ConvF(9.93, 9.93, 9.93) @ 836.6 MHz; Calibrated: 2021/4/19
- Sensor-Surface: 1.4mm (Mechanical Surface Detection)
- Electronics: DAE4 Sn1354; Calibrated: 2021/9/1
- Phantom: Twin SAM; Type: Twin SAM V5.0; Serial: TP:1744
- Measurement SW: DASY52, Version 52.10 (2); SEMCAD X Version 14.6.12 (7470)

Area Scan (61x121x1): Interpolated grid: dx=1.500 mm, dy=1.500 mm

Maximum value of SAR (interpolated) = 0.0287 W/kg


Zoom Scan (6x6x7)/Cube 0: Measurement grid: dx=8mm, dy=8mm, dz=5mm

Reference Value = 2.635 V/m; Power Drift = 0.14 dB

Peak SAR (extrapolated) = 0.0300 W/kg

SAR(1 g) = 0.024 W/kg; SAR(10 g) = 0.020 W/kg

Maximum value of SAR (measured) = 0.0277 W/kg



0 dB = 0.0277 W/kg = -15.58 dBW/kg

Plot 30#: WCDMA Band 5_Mid_Head Right Tilt**DUT: Smart Phone; Type: S100; Serial: CR21090082-SA-S1**

Communication System: Generic WCDMA; Frequency: 836.6 MHz; Duty Cycle: 1:1

Medium parameters used: $f = 836.6$ MHz; $\sigma = 0.896$ S/m; $\epsilon_r = 41.678$; $\rho = 1000$ kg/m³

Phantom section: Right Section

DASY5 Configuration:

- Probe: EX3DV4 - SN7522; ConvF(9.93, 9.93, 9.93) @ 836.6 MHz; Calibrated: 2021/4/19
- Sensor-Surface: 1.4mm (Mechanical Surface Detection)
- Electronics: DAE4 Sn1354; Calibrated: 2021/9/1
- Phantom: Twin SAM; Type: Twin SAM V5.0; Serial: TP:1744
- Measurement SW: DASY52, Version 52.10 (2); SEMCAD X Version 14.6.12 (7470)

Area Scan (61x121x1): Interpolated grid: dx=1.500 mm, dy=1.500 mm

Maximum value of SAR (interpolated) = 0.0150 W/kg


Zoom Scan (6x6x7)/Cube 0: Measurement grid: dx=8mm, dy=8mm, dz=5mm

Reference Value = 3.200 V/m; Power Drift = -0.06 dB

Peak SAR (extrapolated) = 0.0160 W/kg

SAR(1 g) = 0.013 W/kg; SAR(10 g) = 0.012 W/kg

Maximum value of SAR (measured) = 0.0145 W/kg



0 dB = 0.0145 W/kg = -18.39 dBW/kg

Plot 31#: WCDMA Band 5_Mid_Body Back**DUT: Smart Phone; Type: S100; Serial: CR21090082-SA-S1**

Communication System: Generic WCDMA; Frequency: 836.6 MHz; Duty Cycle: 1:1

Medium parameters used: $f = 836.6$ MHz; $\sigma = 0.896$ S/m; $\epsilon_r = 41.678$; $\rho = 1000$ kg/m³

Phantom section: Flat Section

DASY5 Configuration:

- Probe: EX3DV4 - SN7522; ConvF(9.93, 9.93, 9.93) @ 836.6 MHz; Calibrated: 2021/4/19
- Sensor-Surface: 1.4mm (Mechanical Surface Detection)
- Electronics: DAE4 Sn1354; Calibrated: 2021/9/1
- Phantom: Twin SAM; Type: Twin SAM V5.0; Serial: TP:1744
- Measurement SW: DASY52, Version 52.10 (2); SEMCAD X Version 14.6.12 (7470)

Area Scan (61x121x1): Interpolated grid: dx=1.500 mm, dy=1.500 mm

Maximum value of SAR (interpolated) = 0.107 W/kg

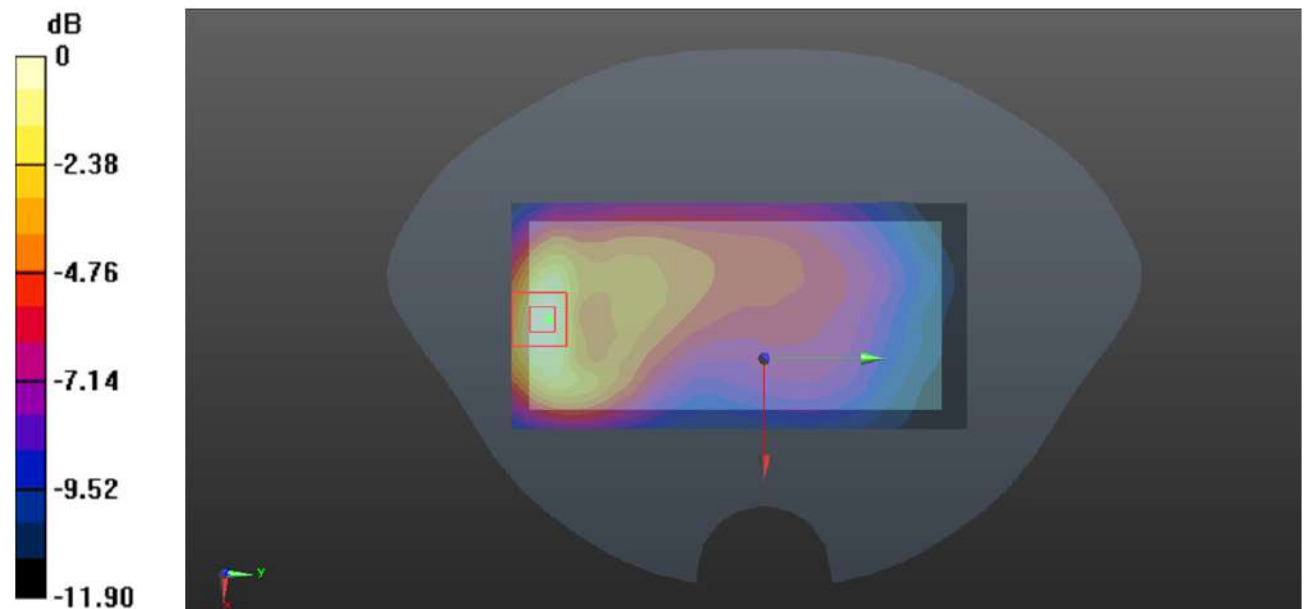
Zoom Scan (5x5x7)/Cube 0: Measurement grid: dx=8mm, dy=8mm, dz=5mm

Reference Value = 5.146 V/m; Power Drift = 0.06 dB

Peak SAR (extrapolated) = 0.126 W/kg

SAR(1 g) = 0.068 W/kg; SAR(10 g) = 0.040 W/kg

Maximum value of SAR (measured) = 0.103 W/kg



0 dB = 0.103 W/kg = -9.87 dBW/kg

Plot 32#: WCDMA Band 5_Mid_Body Left**DUT: Smart Phone; Type: S100; Serial: CR21090082-SA-S1**

Communication System: Generic WCDMA; Frequency: 836.6 MHz; Duty Cycle: 1:1

Medium parameters used: $f = 836.6$ MHz; $\sigma = 0.896$ S/m; $\epsilon_r = 41.678$; $\rho = 1000$ kg/m³

Phantom section: Flat Section

DASY5 Configuration:

- Probe: EX3DV4 - SN7522; ConvF(9.93, 9.93, 9.93) @ 836.6 MHz; Calibrated: 2021/4/19
- Sensor-Surface: 1.4mm (Mechanical Surface Detection)
- Electronics: DAE4 Sn1354; Calibrated: 2021/9/1
- Phantom: Twin SAM; Type: Twin SAM V5.0; Serial: TP:1744
- Measurement SW: DASY52, Version 52.10 (2); SEMCAD X Version 14.6.12 (7470)

Area Scan (51x131x1): Interpolated grid: dx=1.500 mm, dy=1.500 mm

Maximum value of SAR (interpolated) = 0.0146 W/kg

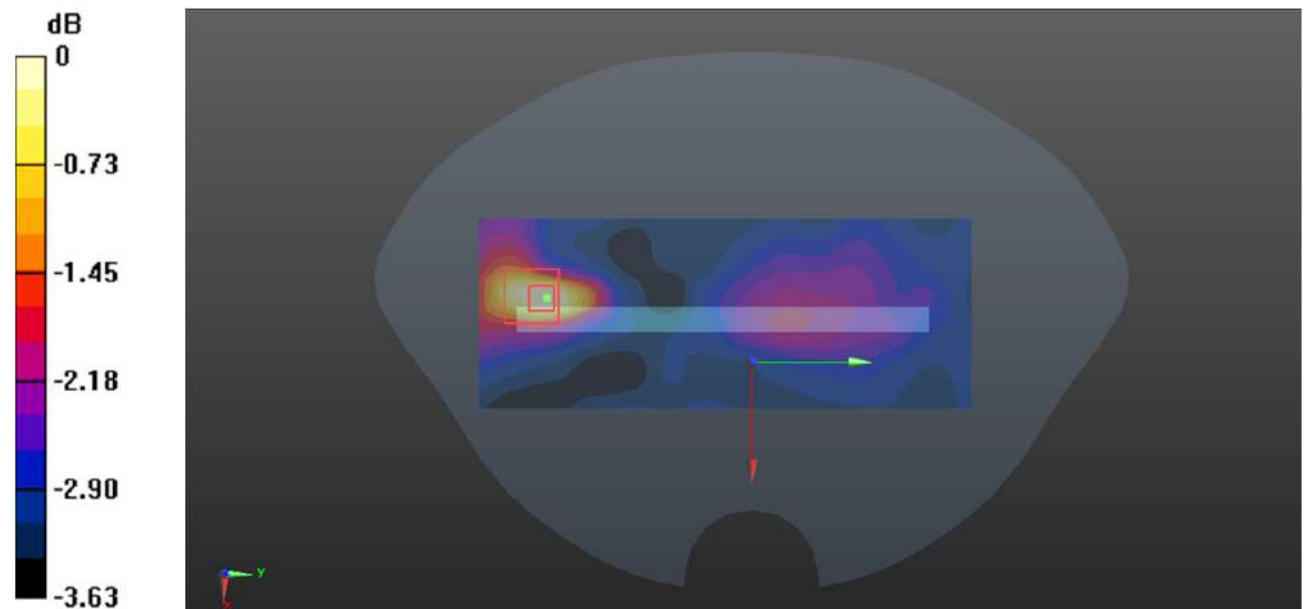
Zoom Scan (5x6x7)/Cube 0: Measurement grid: dx=8mm, dy=8mm, dz=5mm

Reference Value = 3.038 V/m; Power Drift = -0.04 dB

Peak SAR (extrapolated) = 0.0160 W/kg

SAR(1 g) = 0.011 W/kg; SAR(10 g) = 0.00855 W/kg

Maximum value of SAR (measured) = 0.0134 W/kg



0 dB = 0.0134 W/kg = -18.73 dBW/kg

Plot 33#: WCDMA Band 5_Mid_Body Right**DUT: Smart Phone; Type: S100; Serial: CR21090082-SA-S1**

Communication System: Generic WCDMA; Frequency: 836.6 MHz; Duty Cycle: 1:1

Medium parameters used: $f = 836.6$ MHz; $\sigma = 0.896$ S/m; $\epsilon_r = 41.678$; $\rho = 1000$ kg/m³

Phantom section: Flat Section

DASY5 Configuration:

- Probe: EX3DV4 - SN7522; ConvF(9.93, 9.93, 9.93) @ 836.6 MHz; Calibrated: 2021/4/19
- Sensor-Surface: 1.4mm (Mechanical Surface Detection)
- Electronics: DAE4 Sn1354; Calibrated: 2021/9/1
- Phantom: Twin SAM; Type: Twin SAM V5.0; Serial: TP:1744
- Measurement SW: DASY52, Version 52.10 (2); SEMCAD X Version 14.6.12 (7470)

Area Scan (51x131x1): Interpolated grid: dx=1.500 mm, dy=1.500 mm

Maximum value of SAR (interpolated) = 0.0144 W/kg

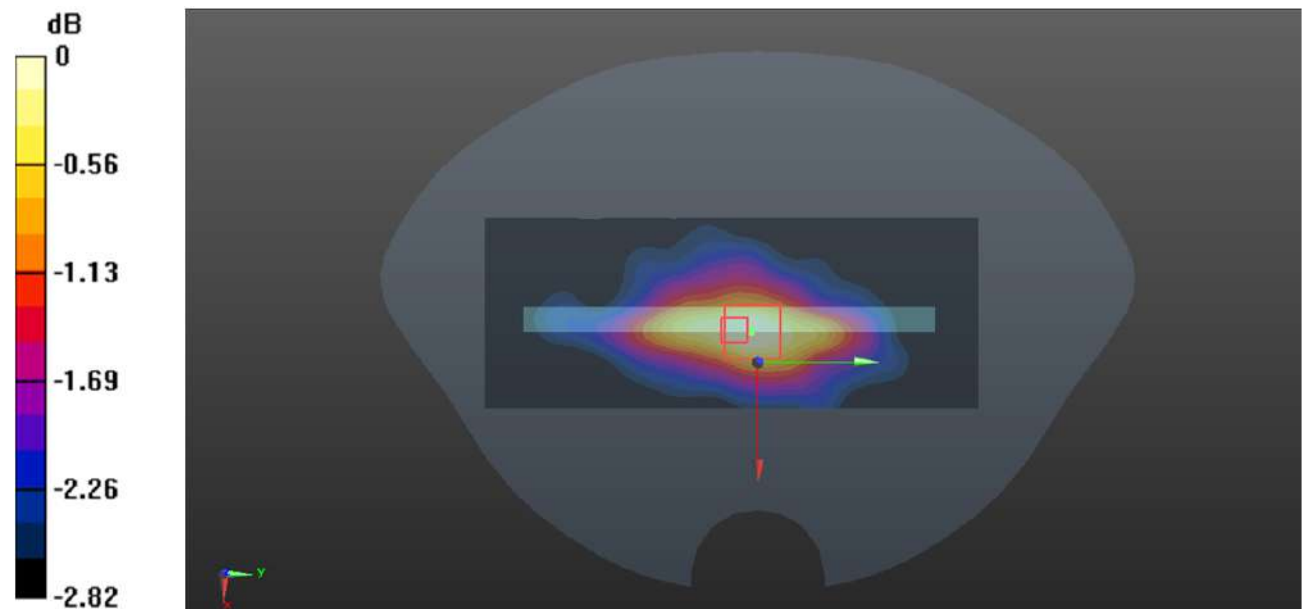
Zoom Scan (5x5x7)/Cube 0: Measurement grid: dx=8mm, dy=8mm, dz=5mm

Reference Value = 3.822 V/m; Power Drift = 0.03 dB

Peak SAR (extrapolated) = 0.0170 W/kg

SAR(1 g) = 0.012 W/kg; SAR(10 g) = 0.00986 W/kg

Maximum value of SAR (measured) = 0.0141 W/kg



0 dB = 0.0141 W/kg = -18.51 dBW/kg

Plot 34#:WCDMA Band 5_Mid_Body Bottom**DUT: Smart Phone; Type: S100; Serial: CR21090082-SA-S1**

Communication System: Generic WCDMA; Frequency: 836.6 MHz; Duty Cycle: 1:1

Medium parameters used: $f = 836.6$ MHz; $\sigma = 0.896$ S/m; $\epsilon_r = 41.678$; $\rho = 1000$ kg/m³

Phantom section: Flat Section

DASY5 Configuration:

- Probe: EX3DV4 - SN7522; ConvF(9.93, 9.93, 9.93) @ 836.6 MHz; Calibrated: 2021/4/19
- Sensor-Surface: 1.4mm (Mechanical Surface Detection)
- Electronics: DAE4 Sn1354; Calibrated: 2021/9/1
- Phantom: Twin SAM; Type: Twin SAM V5.0; Serial: TP:1744
- Measurement SW: DASY52, Version 52.10 (2); SEMCAD X Version 14.6.12 (7470)

Area Scan (61x91x1): Interpolated grid: dx=1.200 mm, dy=1.200 mm

Maximum value of SAR (interpolated) = 0.177 W/kg

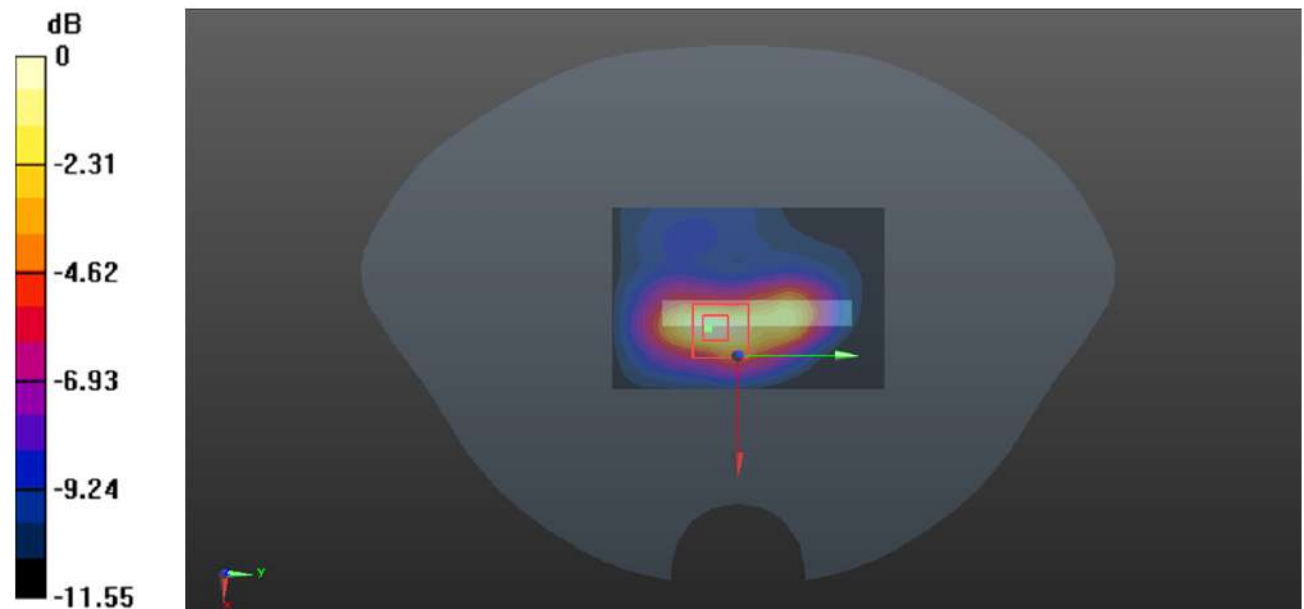
Zoom Scan (5x5x7)/Cube 0: Measurement grid: dx=8mm, dy=8mm, dz=5mm

Reference Value = 7.421 V/m; Power Drift = -0.14 dB

Peak SAR (extrapolated) = 0.230 W/kg

SAR(1 g) = 0.105 W/kg; SAR(10 g) = 0.056 W/kg

Maximum value of SAR (measured) = 0.176 W/kg



0 dB = 0.176 W/kg = -7.54 dBW/kg

Plot 35#: LTE Band 2_1RB_Mid_Head Left Check**DUT: Smart Phone; Type: S100; Serial: CR21090082-SA-S1**

Communication System: Generic FDD-LTE; Frequency: 1880 MHz; Duty Cycle: 1:1

Medium parameters used: $f = 1880$ MHz; $\sigma = 1.403$ S/m; $\epsilon_r = 39.625$; $\rho = 1000$ kg/m³

Phantom section: Left Section

DASY5 Configuration:

- Probe: EX3DV4 - SN7522; ConvF(7.94, 7.94, 7.94) @ 1880 MHz; Calibrated: 2021/4/19
- Sensor-Surface: 1.4mm (Mechanical Surface Detection)
- Electronics: DAE4 Sn1354; Calibrated: 2021/9/1
- Phantom: Twin SAM; Type: Twin SAM V5.0; Serial: TP:1744
- Measurement SW: DASY52, Version 52.10 (2); SEMCAD X Version 14.6.12 (7470)

Area Scan (61x121x1): Interpolated grid: dx=1.500 mm, dy=1.500 mm

Maximum value of SAR (interpolated) = 0.128 W/kg


Zoom Scan (6x5x7)/Cube 0: Measurement grid: dx=8mm, dy=8mm, dz=5mm

Reference Value = 3.093 V/m; Power Drift = 0.08 dB

Peak SAR (extrapolated) = 0.143 W/kg

SAR(1 g) = 0.095 W/kg; SAR(10 g) = 0.066 W/kg

Maximum value of SAR (measured) = 0.126 W/kg



0 dB = 0.126 W/kg = -9.00 dBW/kg

Plot 36#: LTE Band 2_50%RB_Mid_Head Left Cheek**DUT: Smart Phone; Type: S100; Serial: CR21090082-SA-S1**

Communication System: Generic FDD-LTE; Frequency: 1880 MHz; Duty Cycle: 1:1

Medium parameters used: $f = 1880$ MHz; $\sigma = 1.403$ S/m; $\epsilon_r = 39.625$; $\rho = 1000$ kg/m³

Phantom section: Left Section

DASY5 Configuration:

- Probe: EX3DV4 - SN7522; ConvF(7.94, 7.94, 7.94) @ 1880 MHz; Calibrated: 2021/4/19
- Sensor-Surface: 1.4mm (Mechanical Surface Detection)
- Electronics: DAE4 Sn1354; Calibrated: 2021/9/1
- Phantom: Twin SAM; Type: Twin SAM V5.0; Serial: TP:1744
- Measurement SW: DASY52, Version 52.10 (2); SEMCAD X Version 14.6.12 (7470)

Area Scan (61x121x1): Interpolated grid: dx=1.500 mm, dy=1.500 mm

Maximum value of SAR (interpolated) = 0.0823 W/kg


Zoom Scan (5x5x7)/Cube 0: Measurement grid: dx=8mm, dy=8mm, dz=5mm

Reference Value = 2.796 V/m; Power Drift =0.07 dB

Peak SAR (extrapolated) = 0.0930 W/kg

SAR(1 g) = 0.064 W/kg; SAR(10 g) = 0.046 W/kg

Maximum value of SAR (measured) = 0.0808 W/kg



0 dB = 0.0808 W/kg = -10.93 dBW/kg

Plot 37#: LTE Band 2_1RB_Mid_Head Left Tilt**DUT: Smart Phone; Type: S100; Serial: CR21090082-SA-S1**

Communication System: Generic FDD-LTE; Frequency: 1880 MHz; Duty Cycle: 1:1

Medium parameters used: $f = 1880$ MHz; $\sigma = 1.403$ S/m; $\epsilon_r = 39.625$; $\rho = 1000$ kg/m³

Phantom section: Left Section

DASY5 Configuration:

- Probe: EX3DV4 - SN7522; ConvF(7.94, 7.94, 7.94) @ 1880 MHz; Calibrated: 2021/4/19
- Sensor-Surface: 1.4mm (Mechanical Surface Detection)
- Electronics: DAE4 Sn1354; Calibrated: 2021/9/1
- Phantom: Twin SAM; Type: Twin SAM V5.0; Serial: TP:1744
- Measurement SW: DASY52, Version 52.10 (2); SEMCAD X Version 14.6.12 (7470)

Area Scan (61x121x1): Interpolated grid: dx=1.500 mm, dy=1.500 mm

Maximum value of SAR (interpolated) = 0.0687 W/kg


Zoom Scan (6x6x7)/Cube 0: Measurement grid: dx=8mm, dy=8mm, dz=5mm

Reference Value = 4.763 V/m; Power Drift = 0.11 dB

Peak SAR (extrapolated) = 0.0750 W/kg

SAR(1 g) = 0.055 W/kg; SAR(10 g) = 0.042 W/kg

Maximum value of SAR (measured) = 0.0676 W/kg



0 dB = 0.0676 W/kg = -11.70 dBW/kg

Plot 38#: LTE Band 2_50%RB_Mid_Head Left Tilt**DUT: Smart Phone; Type: S100; Serial: CR21090082-SA-S1**

Communication System: Generic FDD-LTE; Frequency: 1880 MHz; Duty Cycle: 1:1

Medium parameters used: $f = 1880$ MHz; $\sigma = 1.403$ S/m; $\epsilon_r = 39.625$; $\rho = 1000$ kg/m³

Phantom section: Left Section

DASY5 Configuration:

- Probe: EX3DV4 - SN7522; ConvF(7.94, 7.94, 7.94) @ 1880 MHz; Calibrated: 2021/4/19
- Sensor-Surface: 1.4mm (Mechanical Surface Detection)
- Electronics: DAE4 Sn1354; Calibrated: 2021/9/1
- Phantom: Twin SAM; Type: Twin SAM V5.0; Serial: TP:1744
- Measurement SW: DASY52, Version 52.10 (2); SEMCAD X Version 14.6.12 (7470)

Area Scan (61x121x1): Interpolated grid: dx=1.500 mm, dy=1.500 mm

Maximum value of SAR (interpolated) = 0.0470 W/kg


Zoom Scan (5x5x7)/Cube 0: Measurement grid: dx=8mm, dy=8mm, dz=5mm

Reference Value = 4.055 V/m; Power Drift = 0.14 dB

Peak SAR (extrapolated) = 0.0500 W/kg

SAR(1 g) = 0.038 W/kg; SAR(10 g) = 0.030 W/kg

Maximum value of SAR (measured) = 0.0447 W/kg



0 dB = 0.0447 W/kg = -13.50 dBW/kg

Plot 39#: LTE Band 2_1RB_Mid_Head Right Cheek**DUT: Smart Phone; Type: S100; Serial: CR21090082-SA-S1**

Communication System: Generic FDD-LTE; Frequency: 1880 MHz; Duty Cycle: 1:1

Medium parameters used: $f = 1880$ MHz; $\sigma = 1.403$ S/m; $\epsilon_r = 39.625$; $\rho = 1000$ kg/m³

Phantom section: Right Section

DASY5 Configuration:

- Probe: EX3DV4 - SN7522; ConvF(7.94, 7.94, 7.94) @ 1880 MHz; Calibrated: 2021/4/19
- Sensor-Surface: 1.4mm (Mechanical Surface Detection)
- Electronics: DAE4 Sn1354; Calibrated: 2021/9/1
- Phantom: Twin SAM; Type: Twin SAM V5.0; Serial: TP:1744
- Measurement SW: DASY52, Version 52.10 (2); SEMCAD X Version 14.6.12 (7470)

Area Scan (61x121x1): Interpolated grid: dx=1.500 mm, dy=1.500 mm

Maximum value of SAR (interpolated) = 0.0443 W/kg


Zoom Scan (5x5x7)/Cube 0: Measurement grid: dx=8mm, dy=8mm, dz=5mm

Reference Value = 3.008 V/m; Power Drift = 0.14 dB

Peak SAR (extrapolated) = 0.0500 W/kg

SAR(1 g) = 0.037 W/kg; SAR(10 g) = 0.029 W/kg

Maximum value of SAR (measured) = 0.0447 W/kg



0 dB = 0.0447 W/kg = -13.50 dBW/kg

Plot 40#:LTE Band 2_50%RB_Mid_Head Right Cheek**DUT: Smart Phone; Type: S100; Serial: CR21090082-SA-S1**

Communication System: Generic FDD-LTE; Frequency: 1880 MHz;Duty Cycle: 1:1

Medium parameters used: $f = 1880$ MHz; $\sigma = 1.403$ S/m; $\epsilon_r = 39.625$; $\rho = 1000$ kg/m³

Phantom section: Right Section

DASY5 Configuration:

- Probe: EX3DV4 - SN7522; ConvF(7.94, 7.94, 7.94) @ 1880 MHz; Calibrated: 2021/4/19
- Sensor-Surface: 1.4mm (Mechanical Surface Detection)
- Electronics: DAE4 Sn1354; Calibrated: 2021/9/1
- Phantom: Twin SAM; Type: Twin SAM V5.0; Serial: TP:1744
- Measurement SW: DASY52, Version 52.10 (2); SEMCAD X Version 14.6.12 (7470)

Area Scan (61x121x1): Interpolated grid: dx=1.500 mm, dy=1.500 mm

Maximum value of SAR (interpolated) = 0.0326 W/kg


Zoom Scan (5x5x7)/Cube 0: Measurement grid: dx=8mm, dy=8mm, dz=5mm

Reference Value = 2.793 V/m; Power Drift = 0.08 dB

Peak SAR (extrapolated) = 0.0370 W/kg

SAR(1 g) = 0.029 W/kg; SAR(10 g) = 0.023 W/kg

Maximum value of SAR (measured) = 0.0336 W/kg



0 dB = 0.0336 W/kg = -14.74 dBW/kg

Plot 41#: LTE Band 2_1RB_Mid_Head Right Tilt**DUT: Smart Phone; Type: S100; Serial: CR21090082-SA-S1**

Communication System: Generic FDD-LTE; Frequency: 1880 MHz; Duty Cycle: 1:1

Medium parameters used: $f = 1880$ MHz; $\sigma = 1.403$ S/m; $\epsilon_r = 39.625$; $\rho = 1000$ kg/m³

Phantom section: Right Section

DASY5 Configuration:

- Probe: EX3DV4 - SN7522; ConvF(7.94, 7.94, 7.94) @ 1880 MHz; Calibrated: 2021/4/19
- Sensor-Surface: 1.4mm (Mechanical Surface Detection)
- Electronics: DAE4 Sn1354; Calibrated: 2021/9/1
- Phantom: Twin SAM; Type: Twin SAM V5.0; Serial: TP:1744
- Measurement SW: DASY52, Version 52.10 (2); SEMCAD X Version 14.6.12 (7470)

Area Scan (61x121x1): Interpolated grid: dx=1.500 mm, dy=1.500 mm

Maximum value of SAR (interpolated) = 0.0530 W/kg


Zoom Scan (5x5x7)/Cube 0: Measurement grid: dx=8mm, dy=8mm, dz=5mm

Reference Value = 4.333 V/m; Power Drift = 0.09 dB

Peak SAR (extrapolated) = 0.0570 W/kg

SAR(1 g) = 0.040 W/kg; SAR(10 g) = 0.028 W/kg

Maximum value of SAR (measured) = 0.0509 W/kg



0 dB = 0.0509 W/kg = -12.93 dBW/kg

Plot 42#: LTE Band 2_50%RB_Mid_Head Right Tilt**DUT: Smart Phone; Type: S100; Serial: CR21090082-SA-S1**

Communication System: Generic FDD-LTE; Frequency: 1880 MHz; Duty Cycle: 1:1

Medium parameters used: $f = 1880$ MHz; $\sigma = 1.403$ S/m; $\epsilon_r = 39.625$; $\rho = 1000$ kg/m³

Phantom section: Right Section

DASY5 Configuration:

- Probe: EX3DV4 - SN7522; ConvF(7.94, 7.94, 7.94) @ 1880 MHz; Calibrated: 2021/4/19
- Sensor-Surface: 1.4mm (Mechanical Surface Detection)
- Electronics: DAE4 Sn1354; Calibrated: 2021/9/1
- Phantom: Twin SAM; Type: Twin SAM V5.0; Serial: TP:1744
- Measurement SW: DASY52, Version 52.10 (2); SEMCAD X Version 14.6.12 (7470)

Area Scan (61x121x1): Interpolated grid: dx=1.500 mm, dy=1.500 mm

Maximum value of SAR (interpolated) = 0.0365 W/kg


Zoom Scan (5x5x7)/Cube 0: Measurement grid: dx=8mm, dy=8mm, dz=5mm

Reference Value = 3.500 V/m; Power Drift = 0.19 dB

Peak SAR (extrapolated) = 0.0390 W/kg

SAR(1 g) = 0.029 W/kg; SAR(10 g) = 0.021 W/kg

Maximum value of SAR (measured) = 0.0351 W/kg



0 dB = 0.0351 W/kg = -14.55 dBW/kg

Plot 43#: LTE Band 2_1RB_Mid_Body Back**DUT: Smart Phone; Type: S100; Serial: CR21090082-SA-S1**

Communication System: Generic FDD-LTE; Frequency: 1880 MHz; Duty Cycle: 1:1

Medium parameters used: $f = 1880$ MHz; $\sigma = 1.403$ S/m; $\epsilon_r = 39.625$; $\rho = 1000$ kg/m³

Phantom section: Flat Section

DASY5 Configuration:

- Probe: EX3DV4 - SN7522; ConvF(7.94, 7.94, 7.94) @ 1880 MHz; Calibrated: 2021/4/19
- Sensor-Surface: 1.4mm (Mechanical Surface Detection)
- Electronics: DAE4 Sn1354; Calibrated: 2021/9/1
- Phantom: Twin SAM; Type: Twin SAM V5.0; Serial: TP:1744
- Measurement SW: DASY52, Version 52.10 (2); SEMCAD X Version 14.6.12 (7470)

Area Scan (61x131x1): Interpolated grid: dx=1.500 mm, dy=1.500 mm

Maximum value of SAR (interpolated) = 0.244 W/kg

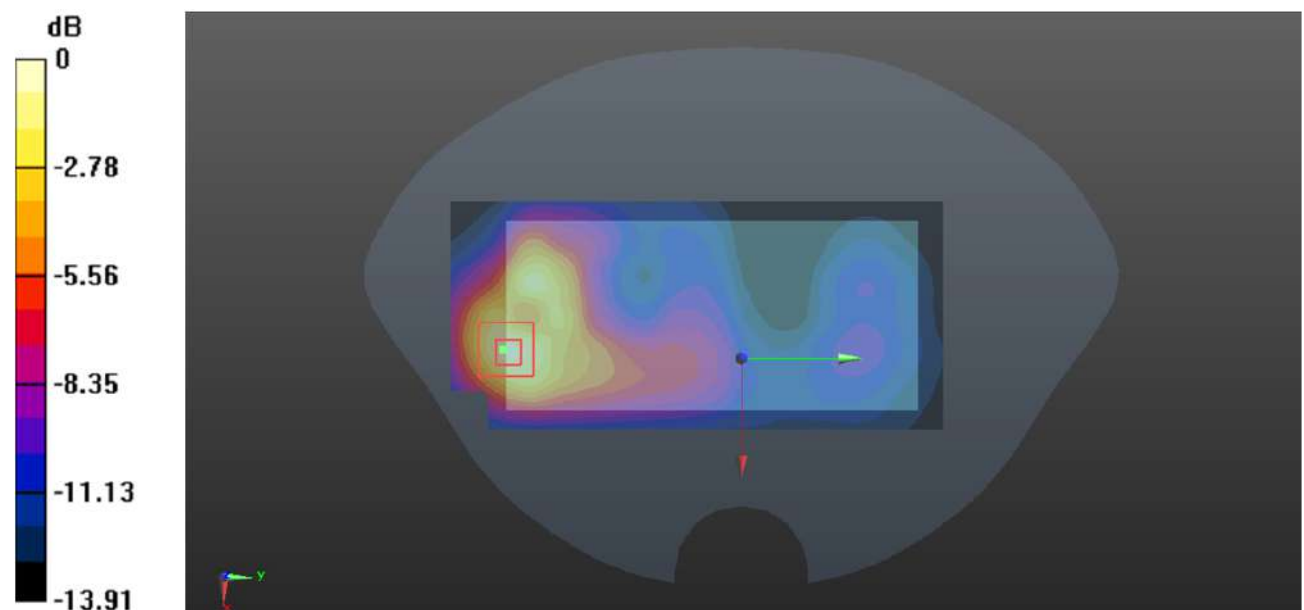
Zoom Scan (5x5x7)/Cube 0: Measurement grid: dx=8mm, dy=8mm, dz=5mm

Reference Value = 3.697 V/m; Power Drift = -0.16 dB

Peak SAR (extrapolated) = 0.365 W/kg

SAR(1 g) = 0.178 W/kg; SAR(10 g) = 0.088 W/kg

Maximum value of SAR (measured) = 0.279 W/kg



0 dB = 0.279 W/kg = -5.54 dBW/kg

Plot 44#: LTE Band 2_50%RB_Mid_Body Back**DUT: Smart Phone; Type: S100; Serial: CR21090082-SA-S1**

Communication System: Generic FDD-LTE; Frequency: 1880 MHz; Duty Cycle: 1:1

Medium parameters used: $f = 1880$ MHz; $\sigma = 1.403$ S/m; $\epsilon_r = 39.625$; $\rho = 1000$ kg/m³

Phantom section: Flat Section

DASY5 Configuration:

- Probe: EX3DV4 - SN7522; ConvF(7.94, 7.94, 7.94) @ 1880 MHz; Calibrated: 2021/4/19
- Sensor-Surface: 1.4mm (Mechanical Surface Detection)
- Electronics: DAE4 Sn1354; Calibrated: 2021/9/1
- Phantom: Twin SAM; Type: Twin SAM V5.0; Serial: TP:1744
- Measurement SW: DASY52, Version 52.10 (2); SEMCAD X Version 14.6.12 (7470)

Area Scan (61x131x1): Interpolated grid: dx=1.500 mm, dy=1.500 mm

Maximum value of SAR (interpolated) = 0.189 W/kg

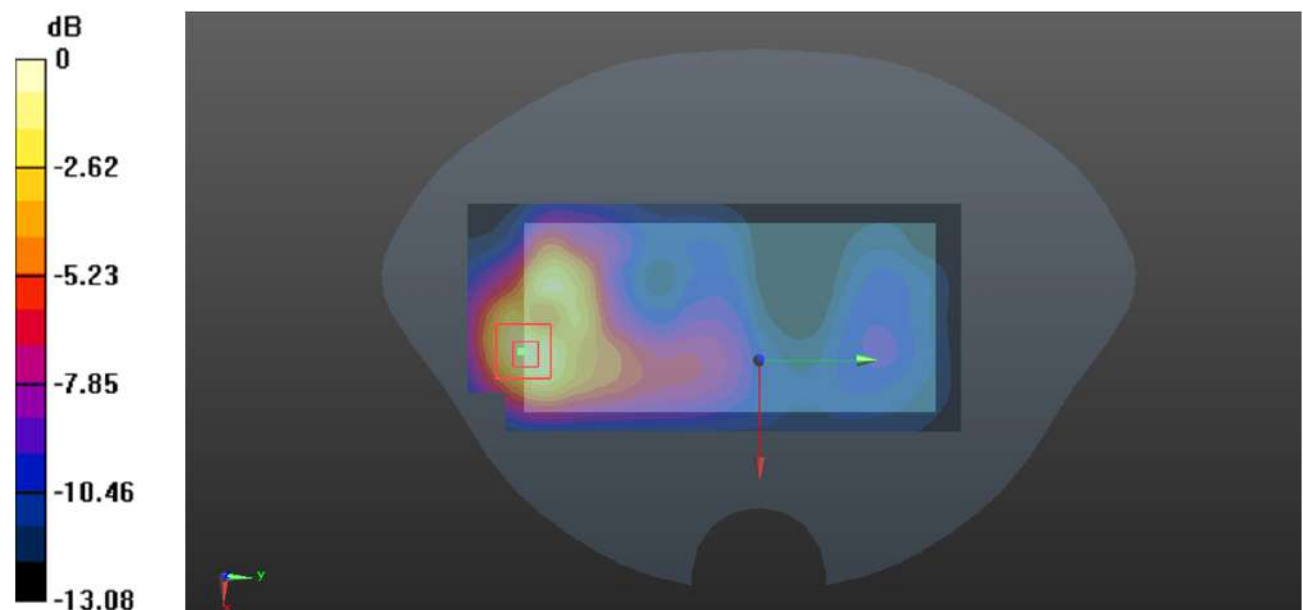
Zoom Scan (5x5x7)/Cube 0: Measurement grid: dx=8mm, dy=8mm, dz=5mm

Reference Value = 3.372 V/m; Power Drift = 0.13 dB

Peak SAR (extrapolated) = 0.290 W/kg

SAR(1 g) = 0.143 W/kg; SAR(10 g) = 0.071 W/kg

Maximum value of SAR (measured) = 0.223 W/kg



0 dB = 0.223 W/kg = -6.52 dBW/kg

Plot 45#: LTE Band 2_1RB_Mid_Body Left**DUT: Smart Phone; Type: S100; Serial: CR21090082-SA-S1**

Communication System: Generic FDD-LTE; Frequency: 1880 MHz; Duty Cycle: 1:1

Medium parameters used: $f = 1880$ MHz; $\sigma = 1.403$ S/m; $\epsilon_r = 39.625$; $\rho = 1000$ kg/m³

Phantom section: Flat Section

DASY5 Configuration:

- Probe: EX3DV4 - SN7522; ConvF(7.94, 7.94, 7.94) @ 1880 MHz; Calibrated: 2021/4/19
- Sensor-Surface: 1.4mm (Mechanical Surface Detection)
- Electronics: DAE4 Sn1354; Calibrated: 2021/9/1
- Phantom: Twin SAM; Type: Twin SAM V5.0; Serial: TP:1744
- Measurement SW: DASY52, Version 52.10 (2); SEMCAD X Version 14.6.12 (7470)

Area Scan (51x131x1): Interpolated grid: dx=1.500 mm, dy=1.500 mm

Maximum value of SAR (interpolated) = 0.166 W/kg

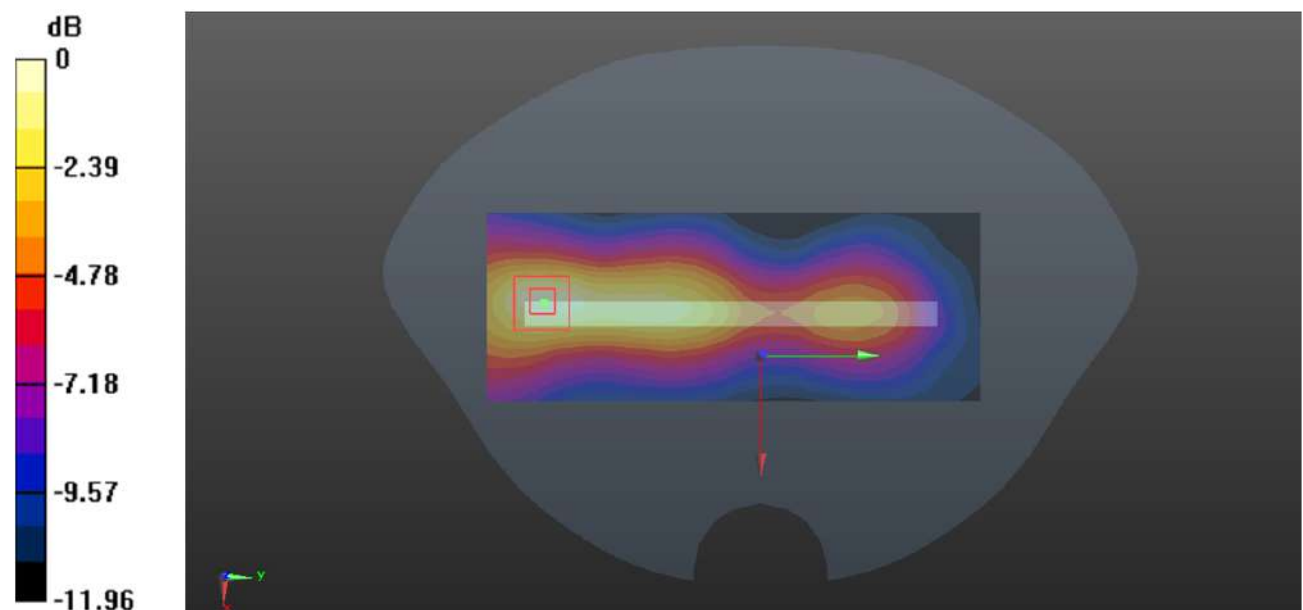
Zoom Scan (5x5x7)/Cube 0: Measurement grid: dx=8mm, dy=8mm, dz=5mm

Reference Value = 5.873 V/m; Power Drift = -0.14 dB

Peak SAR (extrapolated) = 0.210 W/kg

SAR(1 g) = 0.113 W/kg; SAR(10 g) = 0.064 W/kg

Maximum value of SAR (measured) = 0.174 W/kg



0 dB = 0.174 W/kg = -7.59 dBW/kg

Plot 46#: LTE Band 2_50%RB_Mid_Body Left**DUT: Smart Phone; Type: S100; Serial: CR21090082-SA-S1**

Communication System: Generic FDD-LTE; Frequency: 1880 MHz; Duty Cycle: 1:1

Medium parameters used: $f = 1880$ MHz; $\sigma = 1.403$ S/m; $\epsilon_r = 39.625$; $\rho = 1000$ kg/m³

Phantom section: Flat Section

DASY5 Configuration:

- Probe: EX3DV4 - SN7522; ConvF(7.94, 7.94, 7.94) @ 1880 MHz; Calibrated: 2021/4/19
- Sensor-Surface: 1.4mm (Mechanical Surface Detection)
- Electronics: DAE4 Sn1354; Calibrated: 2021/9/1
- Phantom: Twin SAM; Type: Twin SAM V5.0; Serial: TP:1744
- Measurement SW: DASY52, Version 52.10 (2); SEMCAD X Version 14.6.12 (7470)

Area Scan (51x131x1): Interpolated grid: dx=1.500 mm, dy=1.500 mm

Maximum value of SAR (interpolated) = 0.112 W/kg

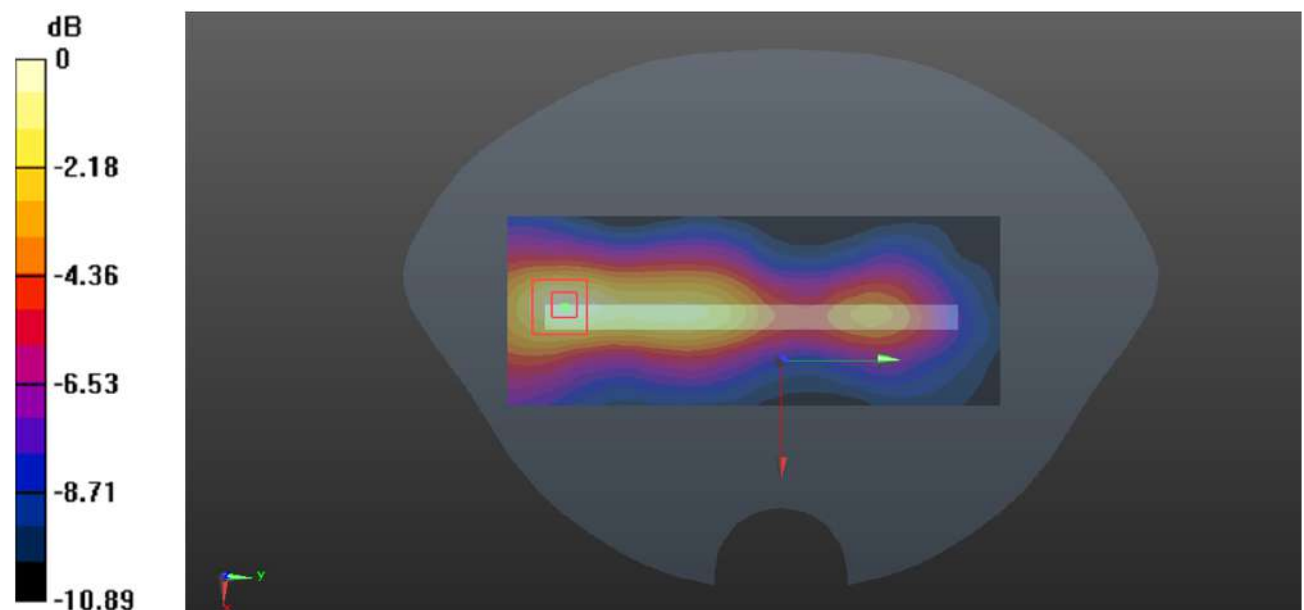
Zoom Scan (5x5x7)/Cube 0: Measurement grid: dx=8mm, dy=8mm, dz=5mm

Reference Value = 4.794 V/m; Power Drift = 0.10 dB

Peak SAR (extrapolated) = 0.143 W/kg

SAR(1 g) = 0.077 W/kg; SAR(10 g) = 0.045 W/kg

Maximum value of SAR (measured) = 0.118 W/kg



0 dB = 0.118 W/kg = -9.28 dBW/kg

Plot 47#: LTE Band 2_1RB_Mid_Body Right**DUT: Smart Phone; Type: S100; Serial: CR21090082-SA-S1**

Communication System: Generic FDD-LTE; Frequency: 1880 MHz; Duty Cycle: 1:1

Medium parameters used: $f = 1880$ MHz; $\sigma = 1.403$ S/m; $\epsilon_r = 39.625$; $\rho = 1000$ kg/m³

Phantom section: Flat Section

DASY5 Configuration:

- Probe: EX3DV4 - SN7522; ConvF(7.94, 7.94, 7.94) @ 1880 MHz; Calibrated: 2021/4/19
- Sensor-Surface: 1.4mm (Mechanical Surface Detection)
- Electronics: DAE4 Sn1354; Calibrated: 2021/9/1
- Phantom: Twin SAM; Type: Twin SAM V5.0; Serial: TP:1744
- Measurement SW: DASY52, Version 52.10 (2); SEMCAD X Version 14.6.12 (7470)

Area Scan (51x131x1): Interpolated grid: dx=1.500 mm, dy=1.500 mm

Maximum value of SAR (interpolated) = 0.0493 W/kg

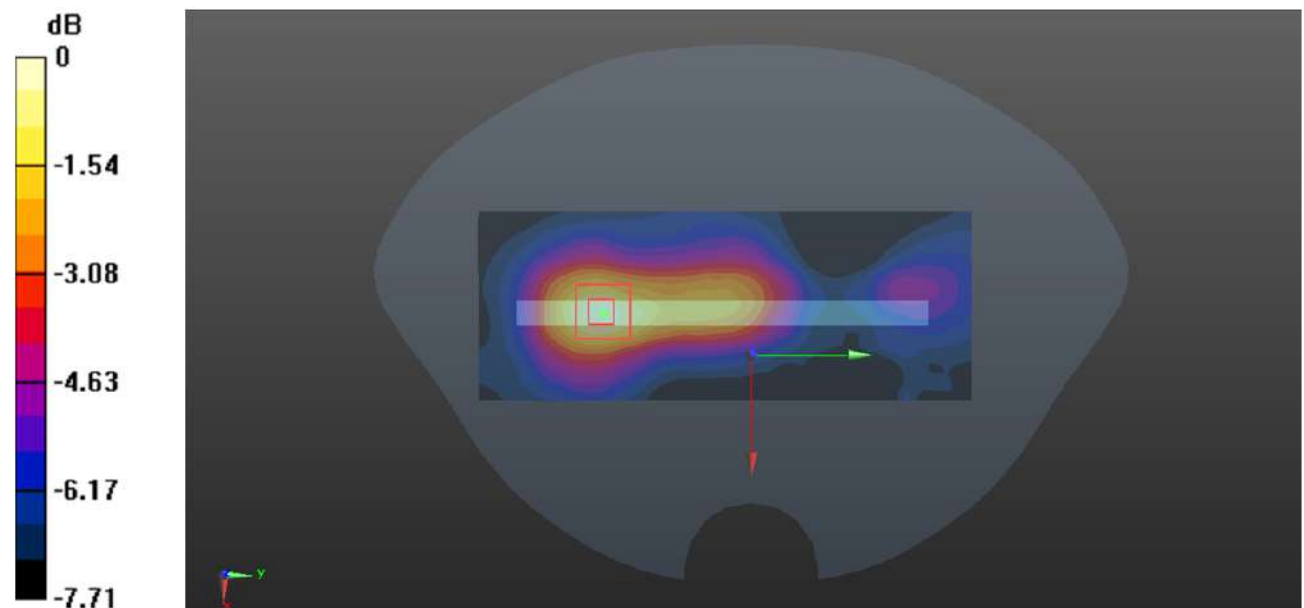
Zoom Scan (5x5x7)/Cube 0: Measurement grid: dx=8mm, dy=8mm, dz=5mm

Reference Value = 4.360 V/m; Power Drift = 0.09 dB

Peak SAR (extrapolated) = 0.0600 W/kg

SAR(1 g) = 0.037 W/kg; SAR(10 g) = 0.024 W/kg

Maximum value of SAR (measured) = 0.0514 W/kg



0 dB = 0.0514 W/kg = -12.89 dBW/kg

Plot 48#: LTE Band 2_50%RB_Mid_Body Right**DUT: Smart Phone; Type: S100; Serial: CR21090082-SA-S1**

Communication System: Generic FDD-LTE; Frequency: 1880 MHz; Duty Cycle: 1:1

Medium parameters used: $f = 1880$ MHz; $\sigma = 1.403$ S/m; $\epsilon_r = 39.625$; $\rho = 1000$ kg/m³

Phantom section: Flat Section

DASY5 Configuration:

- Probe: EX3DV4 - SN7522; ConvF(7.94, 7.94, 7.94) @ 1880 MHz; Calibrated: 2021/4/19
- Sensor-Surface: 1.4mm (Mechanical Surface Detection)
- Electronics: DAE4 Sn1354; Calibrated: 2021/9/1
- Phantom: Twin SAM; Type: Twin SAM V5.0; Serial: TP:1744
- Measurement SW: DASY52, Version 52.10 (2); SEMCAD X Version 14.6.12 (7470)

Area Scan (51x131x1): Interpolated grid: dx=1.500 mm, dy=1.500 mm

Maximum value of SAR (interpolated) = 0.0399 W/kg

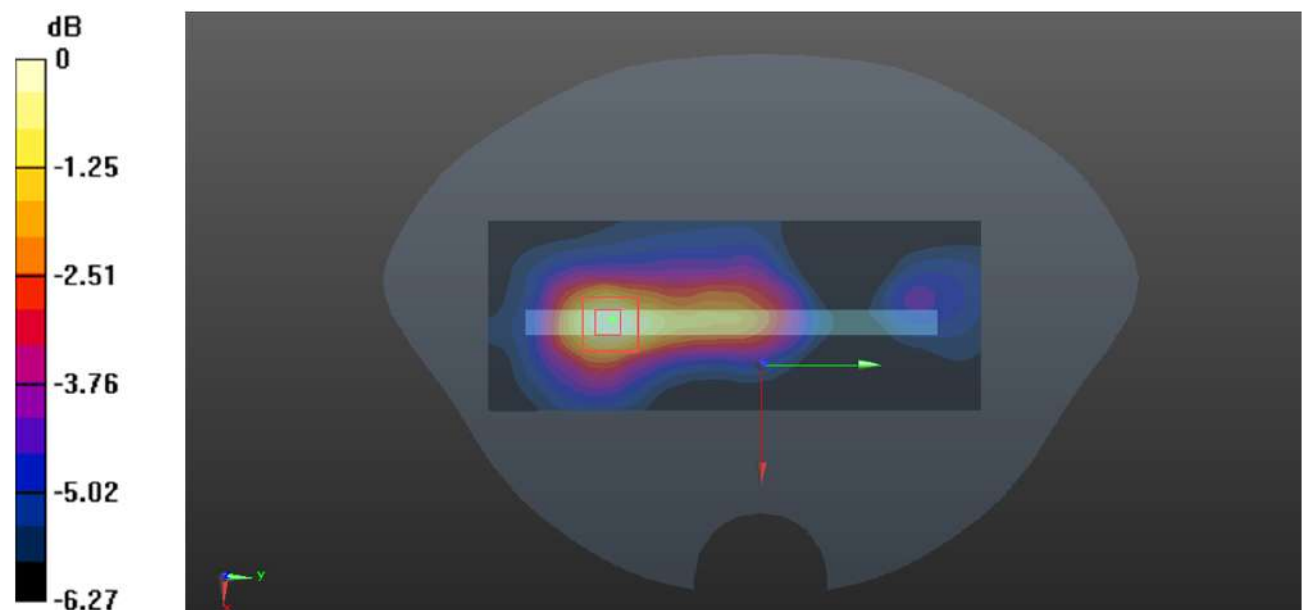
Zoom Scan (5x5x7)/Cube 0: Measurement grid: dx=8mm, dy=8mm, dz=5mm

Reference Value = 3.921 V/m; Power Drift = -0.10 dB

Peak SAR (extrapolated) = 0.0470 W/kg

SAR(1 g) = 0.028 W/kg; SAR(10 g) = 0.019 W/kg

Maximum value of SAR (measured) = 0.0394 W/kg



0 dB = 0.0394 W/kg = -14.05 dBW/kg

Plot 49#: LTE Band 2_1RB_Mid_Body Bottom**DUT: Smart Phone; Type: S100; Serial: CR21090082-SA-S1**

Communication System: Generic FDD-LTE; Frequency: 1880 MHz; Duty Cycle: 1:1

Medium parameters used: $f = 1880$ MHz; $\sigma = 1.403$ S/m; $\epsilon_r = 39.625$; $\rho = 1000$ kg/m³

Phantom section: Flat Section

DASY5 Configuration:

- Probe: EX3DV4 - SN7522; ConvF(7.94, 7.94, 7.94) @ 1880 MHz; Calibrated: 2021/4/19
- Sensor-Surface: 1.4mm (Mechanical Surface Detection)
- Electronics: DAE4 Sn1354; Calibrated: 2021/9/1
- Phantom: Twin SAM; Type: Twin SAM V5.0; Serial: TP:1744
- Measurement SW: DASY52, Version 52.10 (2); SEMCAD X Version 14.6.12 (7470)

Area Scan (61x91x1): Interpolated grid: dx=1.200 mm, dy=1.200 mm

Maximum value of SAR (interpolated) = 0.578 W/kg

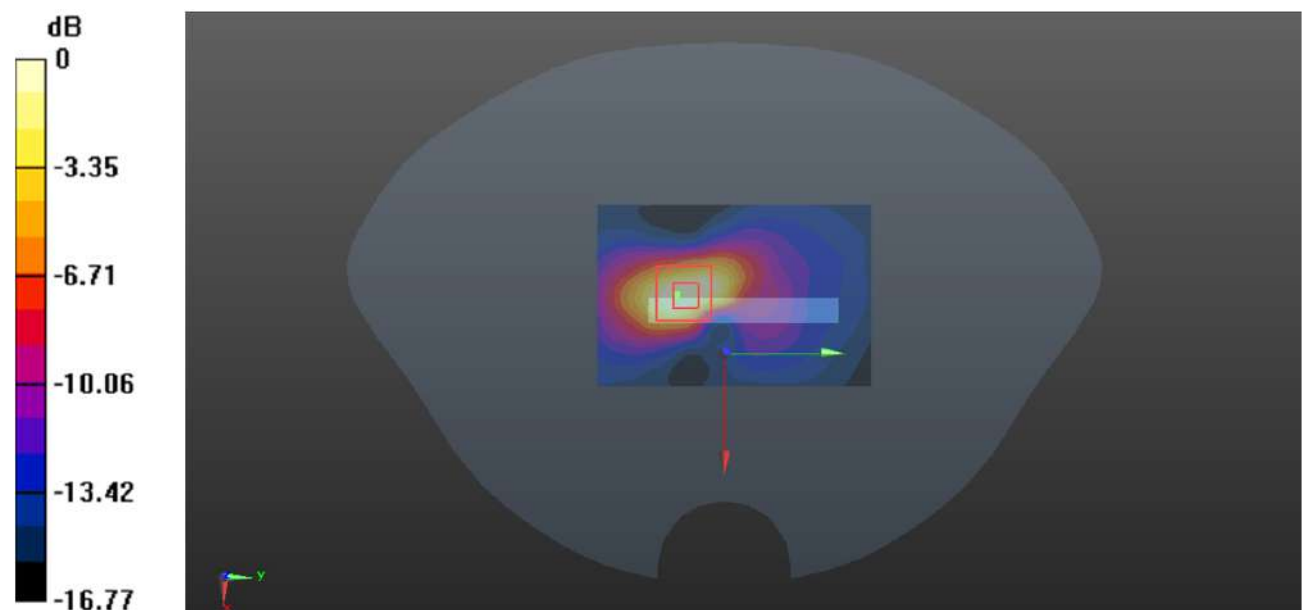
Zoom Scan (5x5x7)/Cube 0: Measurement grid: dx=8mm, dy=8mm, dz=5mm

Reference Value = 6.711 V/m; Power Drift = 0.17 dB

Peak SAR (extrapolated) = 0.698 W/kg

SAR(1 g) = 0.314 W/kg; SAR(10 g) = 0.141 W/kg

Maximum value of SAR (measured) = 0.508 W/kg



0 dB = 0.508 W/kg = -2.94 dBW/kg

Plot 50#: LTE Band 2_50%RB_Mid_Body Bottom**DUT: Smart Phone; Type: S100; Serial: CR21090082-SA-S1**

Communication System: Generic FDD-LTE; Frequency: 1880 MHz; Duty Cycle: 1:1

Medium parameters used: $f = 1880$ MHz; $\sigma = 1.403$ S/m; $\epsilon_r = 39.625$; $\rho = 1000$ kg/m³

Phantom section: Flat Section

DASY5 Configuration:

- Probe: EX3DV4 - SN7522; ConvF(7.94, 7.94, 7.94) @ 1880 MHz; Calibrated: 2021/4/19
- Sensor-Surface: 1.4mm (Mechanical Surface Detection)
- Electronics: DAE4 Sn1354; Calibrated: 2021/9/1
- Phantom: Twin SAM; Type: Twin SAM V5.0; Serial: TP:1744
- Measurement SW: DASY52, Version 52.10 (2); SEMCAD X Version 14.6.12 (7470)

Area Scan (61x91x1): Interpolated grid: dx=1.200 mm, dy=1.200 mm

Maximum value of SAR (interpolated) = 0.453 W/kg

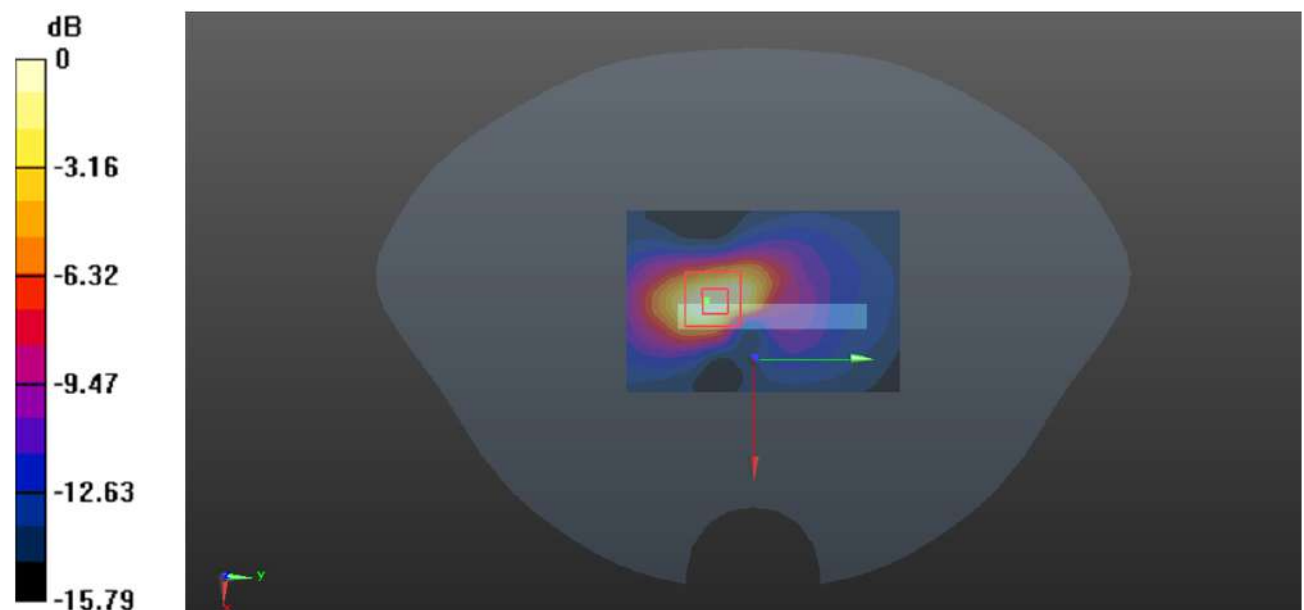
Zoom Scan (5x5x7)/Cube 0: Measurement grid: dx=8mm, dy=8mm, dz=5mm

Reference Value = 6.129 V/m; Power Drift = 0.11 dB

Peak SAR (extrapolated) = 0.533 W/kg

SAR(1 g) = 0.240 W/kg; SAR(10 g) = 0.109 W/kg

Maximum value of SAR (measured) = 0.389 W/kg



0 dB = 0.389 W/kg = -4.10 dBW/kg

Plot 51#:LTE Band 4_1RB_Mid_Head Left Cheek**DUT: Smart Phone; Type: S100; Serial: CR21090082-SA-S1**

Communication System: Generic FDD-LTE; Frequency: 1732.5 MHz;Duty Cycle: 1:1

Medium parameters used: $f = 1732.5$ MHz; $\sigma = 1.369$ S/m; $\epsilon_r = 40.317$; $\rho = 1000$ kg/m³

Phantom section: Left Section

DASY5 Configuration:

- Probe: EX3DV4 - SN7522; ConvF(8.16, 8.16, 8.16) @ 1732.5 MHz; Calibrated: 2021/4/19
- Sensor-Surface: 1.4mm (Mechanical Surface Detection)
- Electronics: DAE4 Sn1354; Calibrated: 2021/9/1
- Phantom: Twin SAM; Type: Twin SAM V5.0; Serial: TP:1744
- Measurement SW: DASY52, Version 52.10 (2); SEMCAD X Version 14.6.12 (7470)

Area Scan (61x121x1): Interpolated grid: dx=1.500 mm, dy=1.500 mm

Maximum value of SAR (interpolated) = 0.0984 W/kg


Zoom Scan (5x5x7)/Cube 0: Measurement grid: dx=8mm, dy=8mm, dz=5mm

Reference Value = 3.563 V/m; Power Drift = -0.12 dB

Peak SAR (extrapolated) = 0.108 W/kg

SAR(1 g) = 0.071 W/kg; SAR(10 g) = 0.049 W/kg

Maximum value of SAR (measured) = 0.0939 W/kg



0 dB = 0.0939 W/kg = -10.27 dBW/kg

Plot 52#: LTE Band 4_50%RB_Mid_Head Left Cheek**DUT: Smart Phone; Type: S100; Serial: CR21090082-SA-S1**

Communication System: Generic FDD-LTE; Frequency: 1732.5 MHz; Duty Cycle: 1:1

Medium parameters used: $f = 1732.5$ MHz; $\sigma = 1.369$ S/m; $\epsilon_r = 40.317$; $\rho = 1000$ kg/m³

Phantom section: Left Section

DASY5 Configuration:

- Probe: EX3DV4 - SN7522; ConvF(8.16, 8.16, 8.16) @ 1732.5 MHz; Calibrated: 2021/4/19
- Sensor-Surface: 1.4mm (Mechanical Surface Detection)
- Electronics: DAE4 Sn1354; Calibrated: 2021/9/1
- Phantom: Twin SAM; Type: Twin SAM V5.0; Serial: TP:1744
- Measurement SW: DASY52, Version 52.10 (2); SEMCAD X Version 14.6.12 (7470)

Area Scan (61x121x1): Interpolated grid: dx=1.500 mm, dy=1.500 mm

Maximum value of SAR (interpolated) = 0.0730 W/kg


Zoom Scan (5x5x7)/Cube 0: Measurement grid: dx=8mm, dy=8mm, dz=5mm

Reference Value = 2.894 V/m; Power Drift = 0.10 dB

Peak SAR (extrapolated) = 0.0830 W/kg

SAR(1 g) = 0.053 W/kg; SAR(10 g) = 0.037 W/kg

Maximum value of SAR (measured) = 0.0716 W/kg



0 dB = 0.0716 W/kg = -11.45 dBW/kg

Plot 53#: LTE Band 4_1RB_Mid_Head Left Tilt**DUT: Smart Phone; Type: S100; Serial: CR21090082-SA-S1**

Communication System: Generic FDD-LTE; Frequency: 1732.5 MHz; Duty Cycle: 1:1

Medium parameters used: $f = 1732.5$ MHz; $\sigma = 1.369$ S/m; $\epsilon_r = 40.317$; $\rho = 1000$ kg/m³

Phantom section: Left Section

DASY5 Configuration:

- Probe: EX3DV4 - SN7522; ConvF(8.16, 8.16, 8.16) @ 1732.5 MHz; Calibrated: 2021/4/19
- Sensor-Surface: 1.4mm (Mechanical Surface Detection)
- Electronics: DAE4 Sn1354; Calibrated: 2021/9/1
- Phantom: Twin SAM; Type: Twin SAM V5.0; Serial: TP:1744
- Measurement SW: DASY52, Version 52.10 (2); SEMCAD X Version 14.6.12 (7470)

Area Scan (61x121x1): Interpolated grid: dx=1.500 mm, dy=1.500 mm

Maximum value of SAR (interpolated) = 0.0431 W/kg


Zoom Scan (6x6x7)/Cube 0: Measurement grid: dx=8mm, dy=8mm, dz=5mm

Reference Value = 4.955 V/m; Power Drift = 0.02 dB

Peak SAR (extrapolated) = 0.0460 W/kg

SAR(1 g) = 0.034 W/kg; SAR(10 g) = 0.025 W/kg

Maximum value of SAR (measured) = 0.0417 W/kg



0 dB = 0.0417 W/kg = -13.80 dBW/kg

Plot 54#: LTE Band 4_50%RB_Mid_Head Left Tilt**DUT: Smart Phone; Type: S100; Serial: CR21090082-SA-S1**

Communication System: Generic FDD-LTE ; Frequency: 1732.5 MHz;Duty Cycle: 1:1

Medium parameters used: $f = 1732.5$ MHz; $\sigma = 1.369$ S/m; $\epsilon_r = 40.317$; $\rho = 1000$ kg/m³

Phantom section: Left Section

DASY5 Configuration:

- Probe: EX3DV4 - SN7522; ConvF(8.16, 8.16, 8.16) @ 1732.5 MHz; Calibrated: 2021/4/19
- Sensor-Surface: 1.4mm (Mechanical Surface Detection)
- Electronics: DAE4 Sn1354; Calibrated: 2021/9/1
- Phantom: Twin SAM; Type: Twin SAM V5.0; Serial: TP:1744
- Measurement SW: DASY52, Version 52.10 (2); SEMCAD X Version 14.6.12 (7470)

Area Scan (61x121x1): Interpolated grid: dx=1.500 mm, dy=1.500 mm

Maximum value of SAR (interpolated) = 0.0350 W/kg


Zoom Scan (5x5x7)/Cube 0: Measurement grid: dx=8mm, dy=8mm, dz=5mm

Reference Value = 4.466 V/m; Power Drift = 0.10 dB

Peak SAR (extrapolated) = 0.0370 W/kg

SAR(1 g) = 0.027 W/kg; SAR(10 g) = 0.021 W/kg

Maximum value of SAR (measured) = 0.0332 W/kg



0 dB = 0.0332 W/kg = -14.79 dBW/kg

Plot 55#: LTE Band 4_1RB_Mid_Head Right Cheek**DUT: Smart Phone; Type: S100; Serial: CR21090082-SA-S1**

Communication System: Generic FDD-LTE; Frequency: 1732.5 MHz; Duty Cycle: 1:1

Medium parameters used: $f = 1732.5$ MHz; $\sigma = 1.369$ S/m; $\epsilon_r = 40.317$; $\rho = 1000$ kg/m³

Phantom section: Right Section

DASY5 Configuration:

- Probe: EX3DV4 - SN7522; ConvF(8.16, 8.16, 8.16) @ 1732.5 MHz; Calibrated: 2021/4/19
- Sensor-Surface: 1.4mm (Mechanical Surface Detection)
- Electronics: DAE4 Sn1354; Calibrated: 2021/9/1
- Phantom: Twin SAM; Type: Twin SAM V5.0; Serial: TP:1744
- Measurement SW: DASY52, Version 52.10 (2); SEMCAD X Version 14.6.12 (7470)

Area Scan (61x121x1): Interpolated grid: dx=1.500 mm, dy=1.500 mm

Maximum value of SAR (interpolated) = 0.0725 W/kg


Zoom Scan (5x5x7)/Cube 0: Measurement grid: dx=8mm, dy=8mm, dz=5mm

Reference Value = 3.044 V/m; Power Drift = 0.15 dB

Peak SAR (extrapolated) = 0.0790 W/kg

SAR(1 g) = 0.055 W/kg; SAR(10 g) = 0.039 W/kg

Maximum value of SAR (measured) = 0.0704 W/kg



0 dB = 0.0704 W/kg = -11.52 dBW/kg

Plot 56#: LTE Band 4_50%RB_Mid_Head Right Cheek**DUT: Smart Phone; Type: S100; Serial: CR21090082-SA-S1**

Communication System: Generic FDD-LTE; Frequency: 1732.5 MHz; Duty Cycle: 1:1

Medium parameters used: $f = 1732.5$ MHz; $\sigma = 1.369$ S/m; $\epsilon_r = 40.317$; $\rho = 1000$ kg/m³

Phantom section: Right Section

DASY5 Configuration:

- Probe: EX3DV4 - SN7522; ConvF(8.16, 8.16, 8.16) @ 1732.5 MHz; Calibrated: 2021/4/19
- Sensor-Surface: 1.4mm (Mechanical Surface Detection)
- Electronics: DAE4 Sn1354; Calibrated: 2021/9/1
- Phantom: Twin SAM; Type: Twin SAM V5.0; Serial: TP:1744
- Measurement SW: DASY52, Version 52.10 (2); SEMCAD X Version 14.6.12 (7470)

Area Scan (61x121x1): Interpolated grid: dx=1.500 mm, dy=1.500 mm

Maximum value of SAR (interpolated) = 0.0586 W/kg


Zoom Scan (5x5x7)/Cube 0: Measurement grid: dx=8mm, dy=8mm, dz=5mm

Reference Value = 2.793 V/m; Power Drift = 0.17 dB

Peak SAR (extrapolated) = 0.0650 W/kg

SAR(1 g) = 0.045 W/kg; SAR(10 g) = 0.032 W/kg

Maximum value of SAR (measured) = 0.0575 W/kg



Plot 57#: LTE Band 4_1RB_Mid_Head Right Tilt**DUT: Smart Phone; Type: S100; Serial: CR21090082-SA-S1**

Communication System: Generic FDD-LTE; Frequency: 1732.5 MHz; Duty Cycle: 1:1

Medium parameters used: $f = 1732.5$ MHz; $\sigma = 1.369$ S/m; $\epsilon_r = 40.317$; $\rho = 1000$ kg/m³

Phantom section: Right Section

DASY5 Configuration:

- Probe: EX3DV4 - SN7522; ConvF(8.16, 8.16, 8.16) @ 1732.5 MHz; Calibrated: 2021/4/19
- Sensor-Surface: 1.4mm (Mechanical Surface Detection)
- Electronics: DAE4 Sn1354; Calibrated: 2021/9/1
- Phantom: Twin SAM; Type: Twin SAM V5.0; Serial: TP:1744
- Measurement SW: DASY52, Version 52.10 (2); SEMCAD X Version 14.6.12 (7470)

Area Scan (61x121x1): Interpolated grid: dx=1.500 mm, dy=1.500 mm

Maximum value of SAR (interpolated) = 0.0529 W/kg

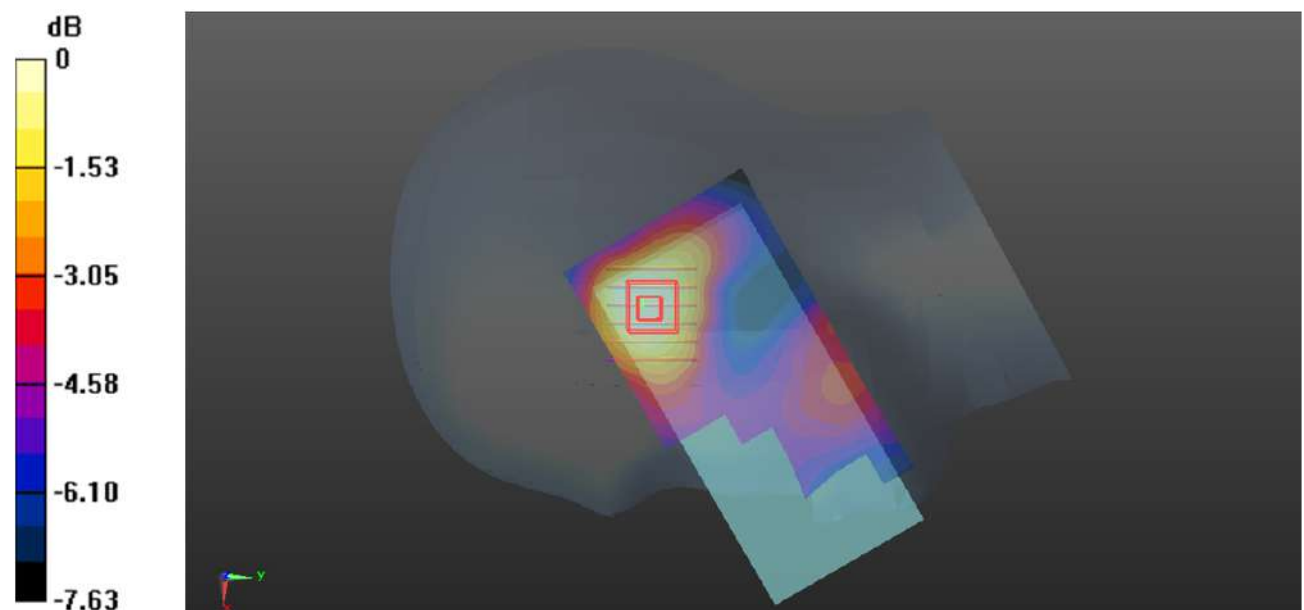
Zoom Scan (6x6x7)/Cube 0: Measurement grid: dx=8mm, dy=8mm, dz=5mm

Reference Value = 4.689 V/m; Power Drift = 0.16 dB

Peak SAR (extrapolated) = 0.0570 W/kg

SAR(1 g) = 0.041 W/kg; SAR(10 g) = 0.029 W/kg

Maximum value of SAR (measured) = 0.0505 W/kg



0 dB = 0.0505 W/kg = -12.97 dBW/kg

Plot 58#: LTE Band 4_50%RB_Mid_Head Right Tilt**DUT: Smart Phone; Type: S100; Serial: CR21090082-SA-S1**

Communication System: Generic FDD-LTE; Frequency: 1732.5 MHz; Duty Cycle: 1:1

Medium parameters used: $f = 1732.5$ MHz; $\sigma = 1.369$ S/m; $\epsilon_r = 40.317$; $\rho = 1000$ kg/m³

Phantom section: Right Section

DASY5 Configuration:

- Probe: EX3DV4 - SN7522; ConvF(8.16, 8.16, 8.16) @ 1732.5 MHz; Calibrated: 2021/4/19
- Sensor-Surface: 1.4mm (Mechanical Surface Detection)
- Electronics: DAE4 Sn1354; Calibrated: 2021/9/1
- Phantom: Twin SAM; Type: Twin SAM V5.0; Serial: TP:1744
- Measurement SW: DASY52, Version 52.10 (2); SEMCAD X Version 14.6.12 (7470)

Area Scan (61x121x1): Interpolated grid: dx=1.500 mm, dy=1.500 mm

Maximum value of SAR (interpolated) = 0.0434 W/kg

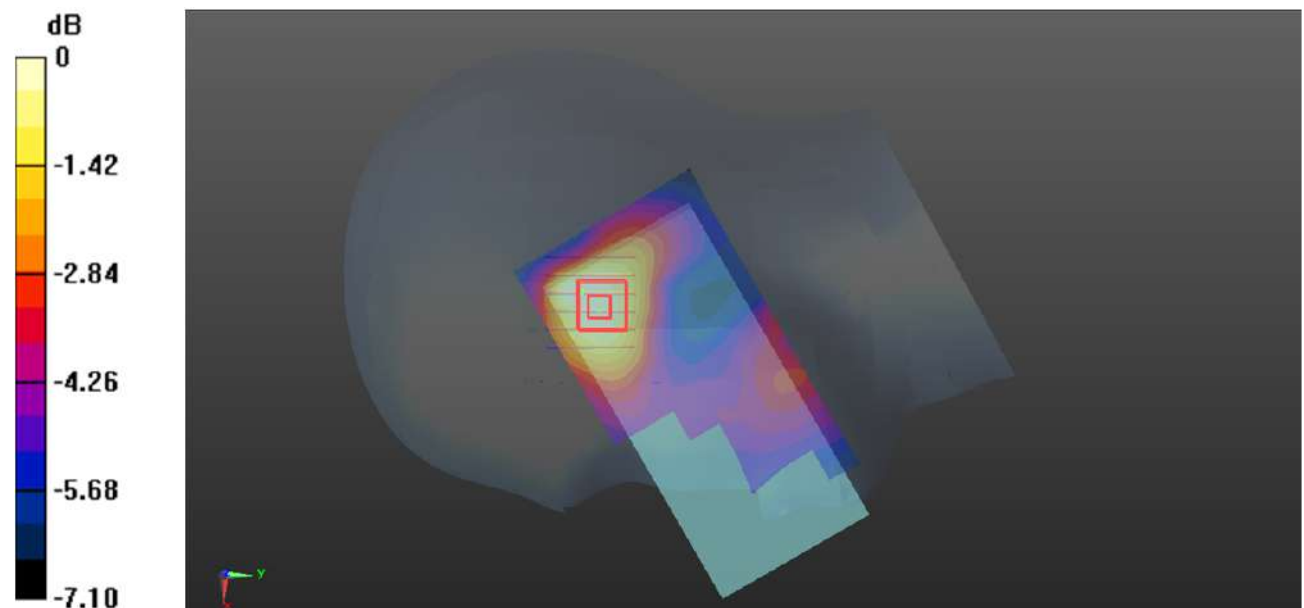
Zoom Scan (6x6x7)/Cube 0: Measurement grid: dx=8mm, dy=8mm, dz=5mm

Reference Value = 3.995 V/m; Power Drift = 0.10 dB

Peak SAR (extrapolated) = 0.0510 W/kg

SAR(1 g) = 0.032 W/kg; SAR(10 g) = 0.023 W/kg

Maximum value of SAR (measured) = 0.0403 W/kg



0 dB = 0.0403 W/kg = -13.95 dBW/kg

Plot 59#: LTE Band 4_1RB_Mid_Body Back**DUT: Smart Phone; Type: S100; Serial: CR21090082-SA-S1**

Communication System: Generic FDD-LTE; Frequency: 1732.5 MHz; Duty Cycle: 1:1

Medium parameters used: $f = 1732.5$ MHz; $\sigma = 1.369$ S/m; $\epsilon_r = 40.317$; $\rho = 1000$ kg/m³

Phantom section: Flat Section

DASY5 Configuration:

- Probe: EX3DV4 - SN7522; ConvF(8.16, 8.16, 8.16) @ 1732.5 MHz; Calibrated: 2021/4/19
- Sensor-Surface: 1.4mm (Mechanical Surface Detection)
- Electronics: DAE4 Sn1354; Calibrated: 2021/9/1
- Phantom: Twin SAM; Type: Twin SAM V5.0; Serial: TP:1744
- Measurement SW: DASY52, Version 52.10 (2); SEMCAD X Version 14.6.12 (7470)

Area Scan (71x121x1): Interpolated grid: dx=1.500 mm, dy=1.500 mm

Maximum value of SAR (interpolated) = 0.606 W/kg

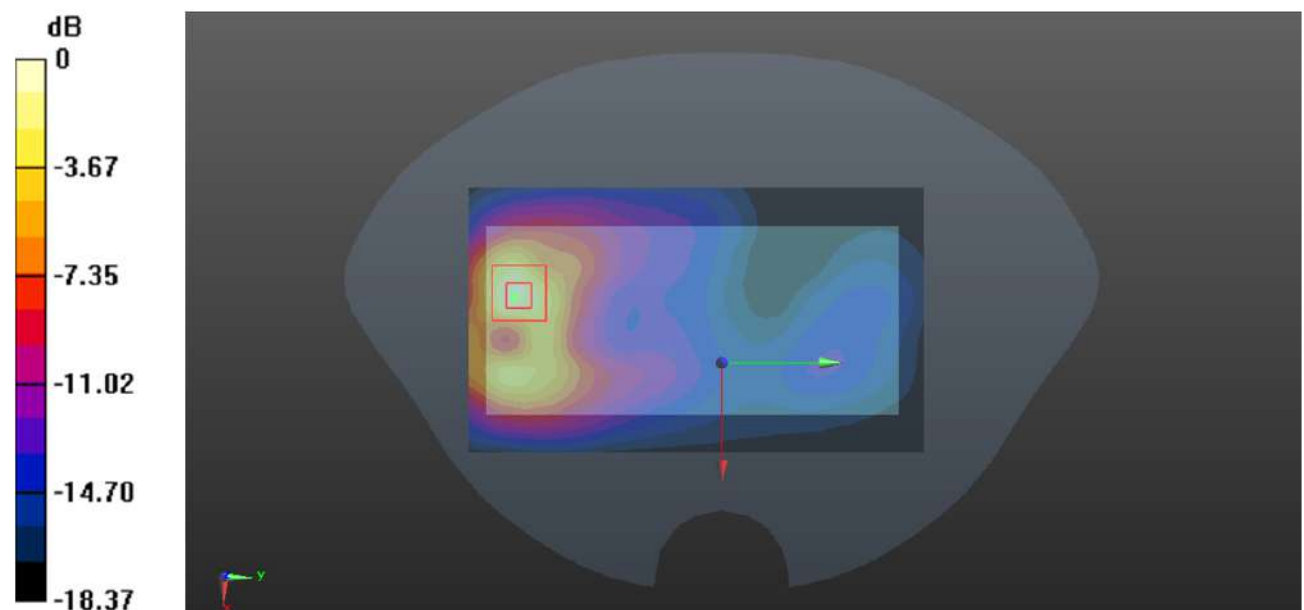
Zoom Scan (5x5x7)/Cube 0: Measurement grid: dx=8mm, dy=8mm, dz=5mm

Reference Value = 3.671 V/m; Power Drift = -0.18 dB

Peak SAR (extrapolated) = 0.967 W/kg

SAR(1 g) = 0.382 W/kg; SAR(10 g) = 0.167 W/kg

Maximum value of SAR (measured) = 0.717 W/kg



0 dB = 0.717 W/kg = -1.44 dBW/kg

Plot 60#: LTE Band 4_50%RB_Mid_Body Back**DUT: Smart Phone; Type: S100; Serial: CR21090082-SA-S1**

Communication System: Generic FDD-LTE; Frequency: 1732.5 MHz; Duty Cycle: 1:1

Medium parameters used: $f = 1732.5$ MHz; $\sigma = 1.369$ S/m; $\epsilon_r = 40.317$; $\rho = 1000$ kg/m³

Phantom section: Flat Section

DASY5 Configuration:

- Probe: EX3DV4 - SN7522; ConvF(8.16, 8.16, 8.16) @ 1732.5 MHz; Calibrated: 2021/4/19
- Sensor-Surface: 1.4mm (Mechanical Surface Detection)
- Electronics: DAE4 Sn1354; Calibrated: 2021/9/1
- Phantom: Twin SAM; Type: Twin SAM V5.0; Serial: TP:1744
- Measurement SW: DASY52, Version 52.10 (2); SEMCAD X Version 14.6.12 (7470)

Area Scan (71x121x1): Interpolated grid: dx=1.500 mm, dy=1.500 mm

Maximum value of SAR (interpolated) = 0.508 W/kg

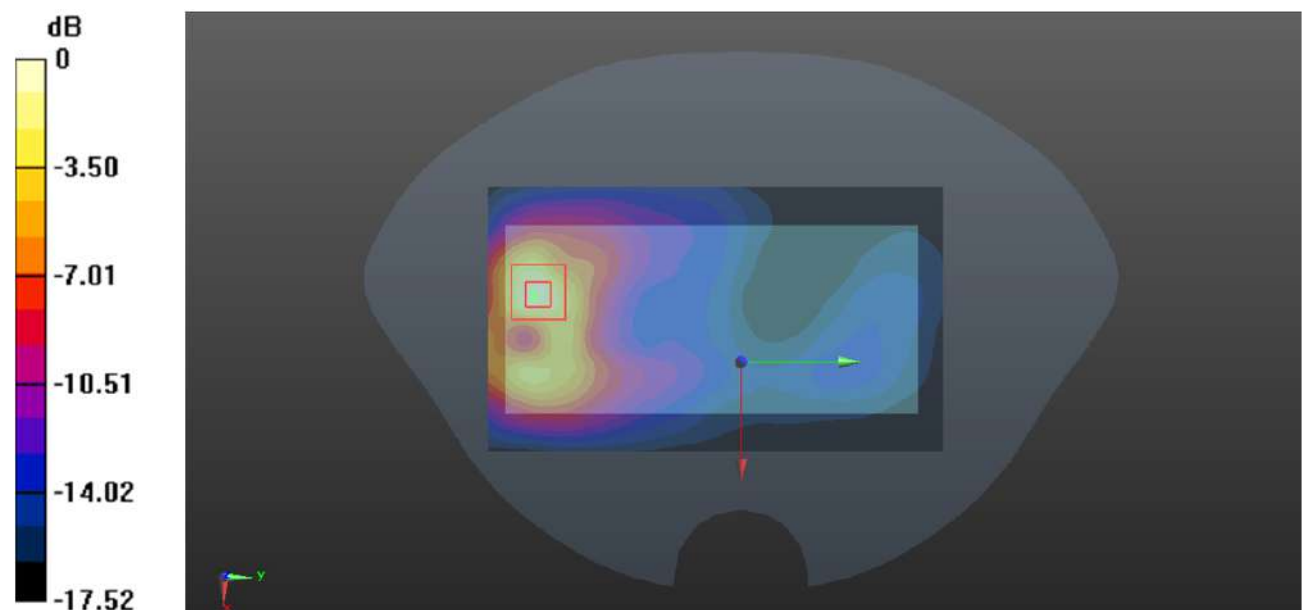
Zoom Scan (5x5x7)/Cube 0: Measurement grid: dx=8mm, dy=8mm, dz=5mm

Reference Value = 3.207 V/m; Power Drift = -0.09 dB

Peak SAR (extrapolated) = 0.773 W/kg

SAR(1 g) = 0.308 W/kg; SAR(10 g) = 0.135 W/kg

Maximum value of SAR (measured) = 0.576 W/kg



0 dB = 0.576 W/kg = -2.40 dBW/kg

Plot 61#: LTE Band 4_1RB_Mid_Body Left**DUT: Smart Phone; Type: S100; Serial: CR21090082-SA-S1**

Communication System: Generic FDD-LTE; Frequency: 1732.5 MHz; Duty Cycle: 1:1

Medium parameters used: $f = 1732.5$ MHz; $\sigma = 1.369$ S/m; $\epsilon_r = 40.317$; $\rho = 1000$ kg/m³

Phantom section: Flat Section

DASY5 Configuration:

- Probe: EX3DV4 - SN7522; ConvF(8.16, 8.16, 8.16) @ 1732.5 MHz; Calibrated: 2021/4/19
- Sensor-Surface: 1.4mm (Mechanical Surface Detection)
- Electronics: DAE4 Sn1354; Calibrated: 2021/9/1
- Phantom: Twin SAM; Type: Twin SAM V5.0; Serial: TP:1744
- Measurement SW: DASY52, Version 52.10 (2); SEMCAD X Version 14.6.12 (7470)

Area Scan (51x131x1): Interpolated grid: dx=1.500 mm, dy=1.500 mm

Maximum value of SAR (interpolated) = 0.141 W/kg

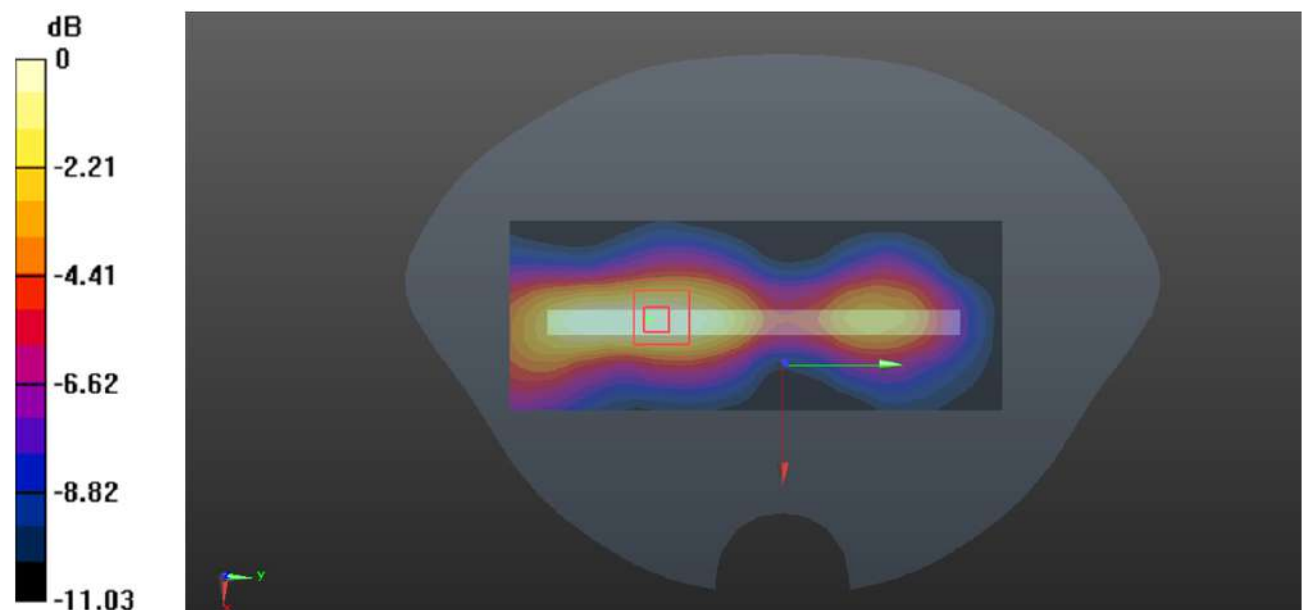
Zoom Scan (5x5x7)/Cube 0: Measurement grid: dx=8mm, dy=8mm, dz=5mm

Reference Value = 5.009 V/m; Power Drift = -0.06 dB

Peak SAR (extrapolated) = 0.153 W/kg

SAR(1 g) = 0.094 W/kg; SAR(10 g) = 0.058 W/kg

Maximum value of SAR (measured) = 0.133 W/kg



0 dB = 0.133 W/kg = -8.76 dBW/kg

Plot 62#: LTE Band 4_50%RB_Mid_Body Left**DUT: Smart Phone; Type: S100; Serial: CR21090082-SA-S1**

Communication System: Generic FDD-LTE; Frequency: 1732.5 MHz; Duty Cycle: 1:1

Medium parameters used: $f = 1732.5$ MHz; $\sigma = 1.369$ S/m; $\epsilon_r = 40.317$; $\rho = 1000$ kg/m³

Phantom section: Flat Section

DASY5 Configuration:

- Probe: EX3DV4 - SN7522; ConvF(8.16, 8.16, 8.16) @ 1732.5 MHz; Calibrated: 2021/4/19
- Sensor-Surface: 1.4mm (Mechanical Surface Detection)
- Electronics: DAE4 Sn1354; Calibrated: 2021/9/1
- Phantom: Twin SAM; Type: Twin SAM V5.0; Serial: TP:1744
- Measurement SW: DASY52, Version 52.10 (2); SEMCAD X Version 14.6.12 (7470)

Area Scan (51x131x1): Interpolated grid: dx=1.500 mm, dy=1.500 mm

Maximum value of SAR (interpolated) = 0.115 W/kg

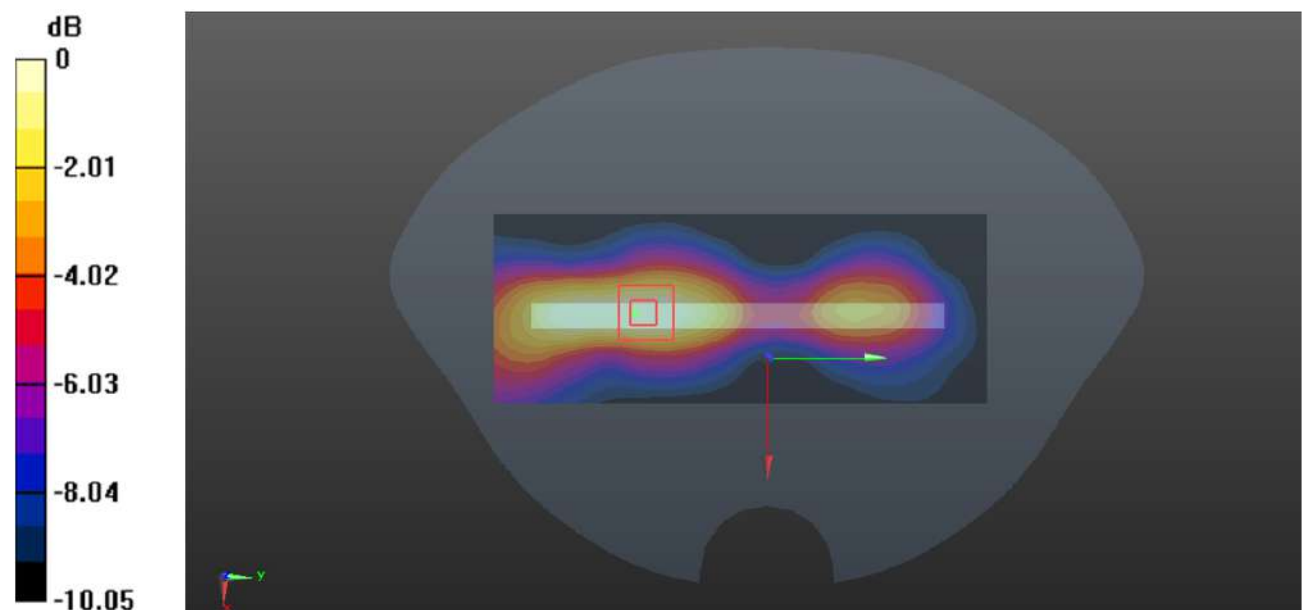
Zoom Scan (5x5x7)/Cube 0: Measurement grid: dx=8mm, dy=8mm, dz=5mm

Reference Value = 4.423 V/m; Power Drift = 0.17 dB

Peak SAR (extrapolated) = 0.123 W/kg

SAR(1 g) = 0.075 W/kg; SAR(10 g) = 0.047 W/kg

Maximum value of SAR (measured) = 0.106 W/kg



0 dB = 0.106 W/kg = -9.75 dBW/kg

Plot 63#: LTE Band 4_1RB_Mid_Body Right**DUT: Smart Phone; Type: S100; Serial: CR21090082-SA-S1**

Communication System: Generic FDD-LTE; Frequency: 1732.5 MHz; Duty Cycle: 1:1

Medium parameters used: $f = 1732.5$ MHz; $\sigma = 1.369$ S/m; $\epsilon_r = 40.317$; $\rho = 1000$ kg/m³

Phantom section: Flat Section

DASY5 Configuration:

- Probe: EX3DV4 - SN7522; ConvF(8.16, 8.16, 8.16) @ 1732.5 MHz; Calibrated: 2021/4/19
- Sensor-Surface: 1.4mm (Mechanical Surface Detection)
- Electronics: DAE4 Sn1354; Calibrated: 2021/9/1
- Phantom: Twin SAM; Type: Twin SAM V5.0; Serial: TP:1744
- Measurement SW: DASY52, Version 52.10 (2); SEMCAD X Version 14.6.12 (7470)

Area Scan (51x131x1): Interpolated grid: dx=1.500 mm, dy=1.500 mm

Maximum value of SAR (interpolated) = 0.148 W/kg

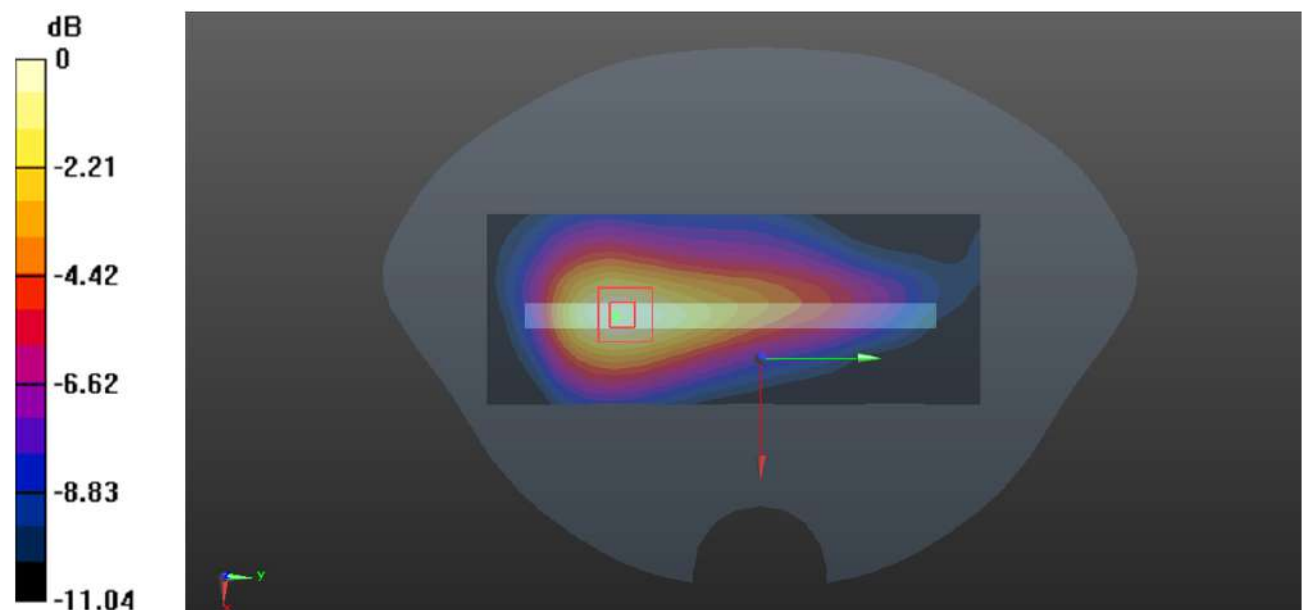
Zoom Scan (5x5x7)/Cube 0: Measurement grid: dx=8mm, dy=8mm, dz=5mm

Reference Value = 6.165 V/m; Power Drift = 0.17 dB

Peak SAR (extrapolated) = 0.167 W/kg

SAR(1 g) = 0.104 W/kg; SAR(10 g) = 0.066 W/kg

Maximum value of SAR (measured) = 0.145 W/kg



0 dB = 0.145 W/kg = -8.39 dBW/kg

Plot 64#: LTE Band 4_50%RB_Mid_Body Right**DUT: Smart Phone; Type: S100; Serial: CR21090082-SA-S1**

Communication System:Generic FDD-LTE; Frequency: 1732.5 MHz;Duty Cycle: 1:1

Medium parameters used: $f = 1732.5$ MHz; $\sigma = 1.369$ S/m; $\epsilon_r = 40.317$; $\rho = 1000$ kg/m³

Phantom section: Flat Section

DASY5 Configuration:

- Probe: EX3DV4 - SN7522; ConvF(8.16, 8.16, 8.16) @ 1732.5 MHz; Calibrated: 2021/4/19
- Sensor-Surface: 1.4mm (Mechanical Surface Detection)
- Electronics: DAE4 Sn1354; Calibrated: 2021/9/1
- Phantom: Twin SAM; Type: Twin SAM V5.0; Serial: TP:1744
- Measurement SW: DASY52, Version 52.10 (2); SEMCAD X Version 14.6.12 (7470)

Area Scan (51x131x1): Interpolated grid: dx=1.500 mm, dy=1.500 mm

Maximum value of SAR (interpolated) = 0.117 W/kg

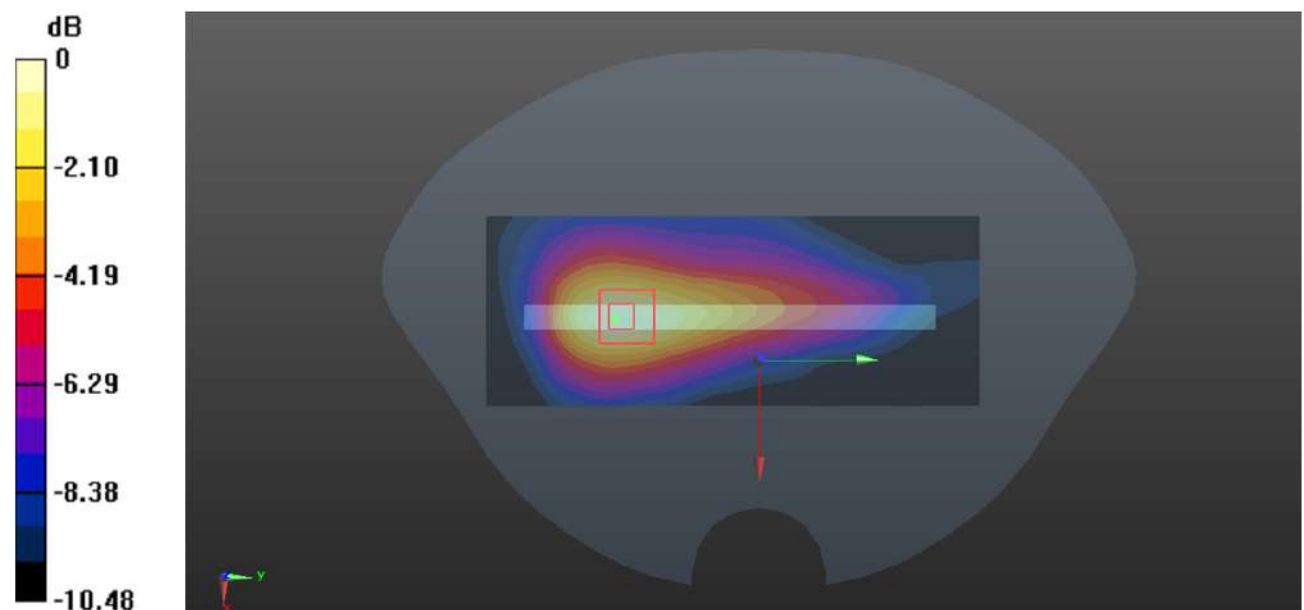
Zoom Scan (5x5x7)/Cube 0: Measurement grid: dx=8mm, dy=8mm, dz=5mm

Reference Value = 5.546 V/m; Power Drift = 0.10 dB

Peak SAR (extrapolated) = 0.134 W/kg

SAR(1 g) = 0.083 W/kg; SAR(10 g) = 0.052 W/kg

Maximum value of SAR (measured) = 0.116 W/kg



0 dB = 0.116 W/kg = -9.36 dBW/kg

Plot 65#: LTE Band 4_1RB_Mid_Body Bottom**DUT: Smart Phone; Type: S100; Serial: CR21090082-SA-S1**

Communication System: Generic FDD-LTE; Frequency: 1732.5 MHz; Duty Cycle: 1:1

Medium parameters used: $f = 1732.5$ MHz; $\sigma = 1.369$ S/m; $\epsilon_r = 40.317$; $\rho = 1000$ kg/m³

Phantom section: Flat Section

DASY5 Configuration:

- Probe: EX3DV4 - SN7522; ConvF(8.16, 8.16, 8.16) @ 1732.5 MHz; Calibrated: 2021/4/19
- Sensor-Surface: 1.4mm (Mechanical Surface Detection)
- Electronics: DAE4 Sn1354; Calibrated: 2021/9/1
- Phantom: Twin SAM; Type: Twin SAM V5.0; Serial: TP:1744
- Measurement SW: DASY52, Version 52.10 (2); SEMCAD X Version 14.6.12 (7470)

Area Scan (61x91x1): Interpolated grid: dx=1.200 mm, dy=1.200 mm

Maximum value of SAR (interpolated) = 0.560 W/kg

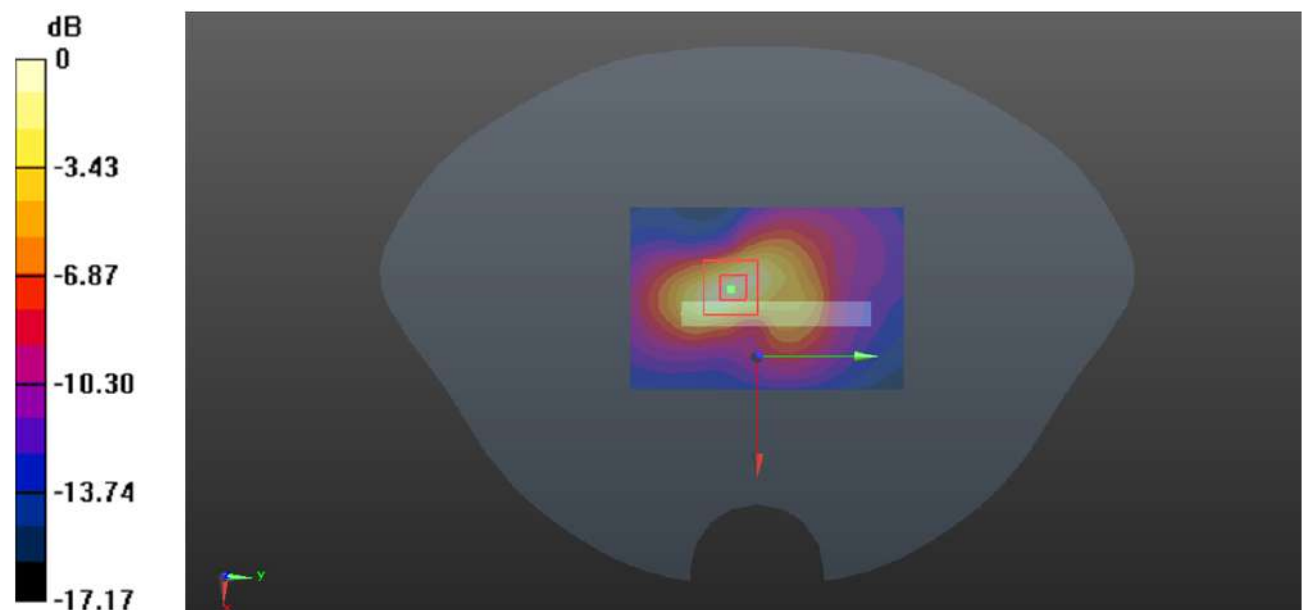
Zoom Scan (5x5x7)/Cube 0: Measurement grid: dx=8mm, dy=8mm, dz=5mm

Reference Value = 8.619 V/m; Power Drift = 0.12 dB

Peak SAR (extrapolated) = 0.731 W/kg

SAR(1 g) = 0.353 W/kg; SAR(10 g) = 0.168 W/kg

Maximum value of SAR (measured) = 0.593 W/kg



0 dB = 0.593 W/kg = -2.27 dBW/kg

Plot 66#: LTE Band 4_50%RB_Mid_Body Bottom**DUT: Smart Phone; Type: S100; Serial: CR21090082-SA-S1**

Communication System: Generic FDD-LTE; Frequency: 1732.5 MHz; Duty Cycle: 1:1

Medium parameters used: $f = 1732.5$ MHz; $\sigma = 1.369$ S/m; $\epsilon_r = 40.317$; $\rho = 1000$ kg/m³

Phantom section: Flat Section

DASY5 Configuration:

- Probe: EX3DV4 - SN7522; ConvF(8.16, 8.16, 8.16) @ 1732.5 MHz; Calibrated: 2021/4/19
- Sensor-Surface: 1.4mm (Mechanical Surface Detection)
- Electronics: DAE4 Sn1354; Calibrated: 2021/9/1
- Phantom: Twin SAM; Type: Twin SAM V5.0; Serial: TP:1744
- Measurement SW: DASY52, Version 52.10 (2); SEMCAD X Version 14.6.12 (7470)

Area Scan (61x91x1): Interpolated grid: dx=1.200 mm, dy=1.200 mm

Maximum value of SAR (interpolated) = 0.442 W/kg

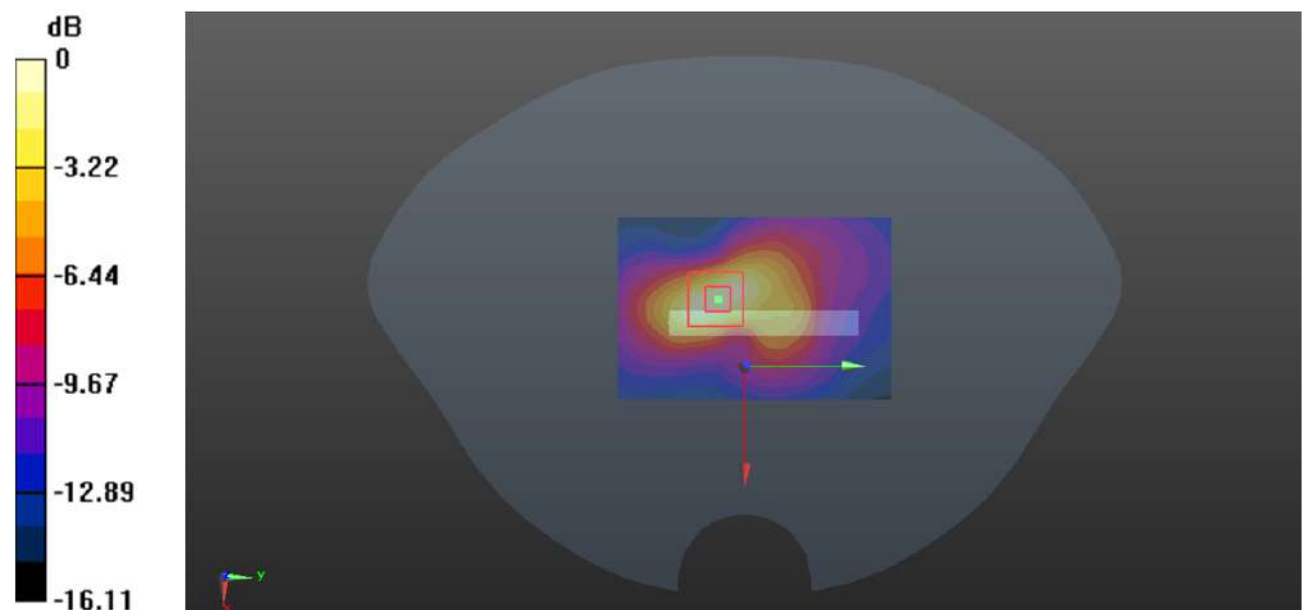
Zoom Scan (5x5x7)/Cube 0: Measurement grid: dx=8mm, dy=8mm, dz=5mm

Reference Value = 7.712 V/m; Power Drift = 0.16 dB

Peak SAR (extrapolated) = 0.541 W/kg

SAR(1 g) = 0.267 W/kg; SAR(10 g) = 0.131 W/kg

Maximum value of SAR (measured) = 0.435 W/kg



0 dB = 0.435 W/kg = -3.62 dBW/kg

Plot 67#: LTE Band 7_1RB_Mid_Head Left Cheek**DUT: Smart Phone; Type: S100; Serial: CR21090082-SA-S1**

Communication System: Generic FDD-LTE; Frequency: 2535 MHz; Duty Cycle: 1:1

Medium parameters used: $f = 2535$ MHz; $\sigma = 1.878$ S/m; $\epsilon_r = 38.658$; $\rho = 1000$ kg/m³

Phantom section: Left Section

DASY5 Configuration:

- Probe: EX3DV4 - SN7522; ConvF(7.25, 7.25, 7.25) @ 2535 MHz; Calibrated: 2021/4/19
- Sensor-Surface: 1.4mm (Mechanical Surface Detection)
- Electronics: DAE4 Sn1354; Calibrated: 2021/9/1
- Phantom: Twin SAM; Type: Twin SAM V5.0; Serial: TP:1744
- Measurement SW: DASY52, Version 52.10 (2); SEMCAD X Version 14.6.12 (7470)

Area Scan (91x161x1): Interpolated grid: dx=1.200 mm, dy=1.200 mm

Maximum value of SAR (interpolated) = 0.892 W/kg

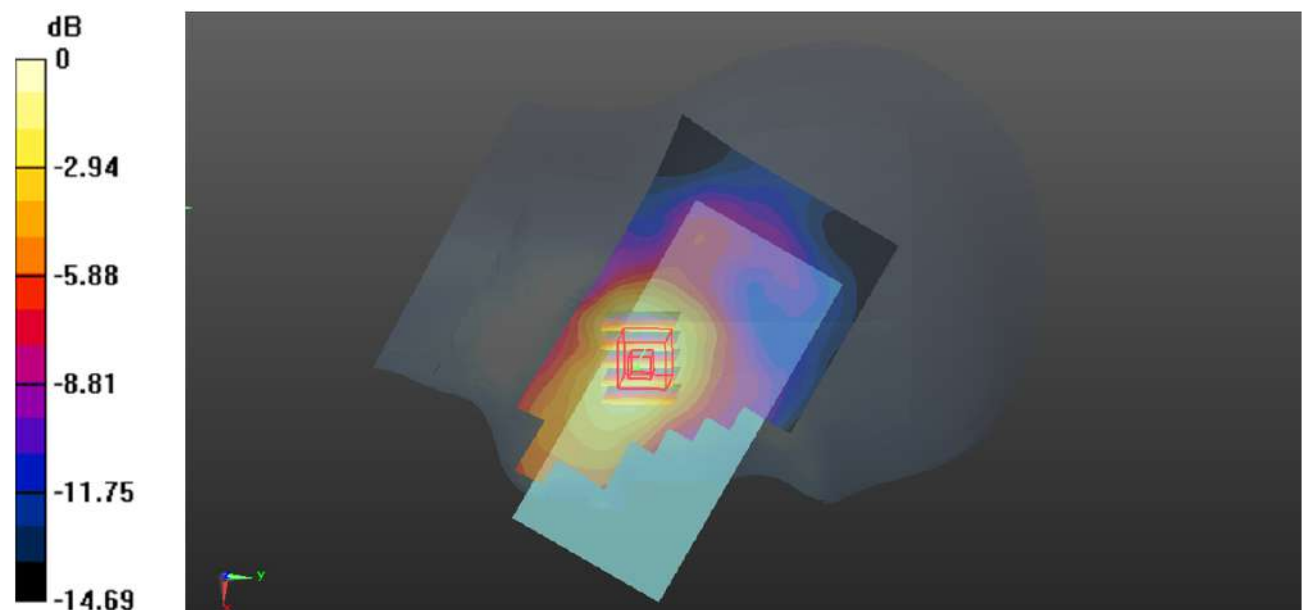
Zoom Scan (5x5x7)/Cube 0: Measurement grid: dx=8mm, dy=8mm, dz=5mm

Reference Value = 6.494 V/m; Power Drift = 0.17 dB

Peak SAR (extrapolated) = 1.04 W/kg

SAR(1 g) = 0.589 W/kg; SAR(10 g) = 0.336 W/kg

Maximum value of SAR (measured) = 0.883 W/kg



0 dB = 0.883 W/kg = -0.54 dBW/kg

Plot 68#: LTE Band 7_50%RB_Mid_Head Left Cheek**DUT: Smart Phone; Type: S100; Serial: CR21090082-SA-S1**

Communication System: Generic FDD-LTE; Frequency: 2535 MHz; Duty Cycle: 1:1

Medium parameters used: $f = 2535$ MHz; $\sigma = 1.878$ S/m; $\epsilon_r = 38.658$; $\rho = 1000$ kg/m³

Phantom section: Left Section

DASY5 Configuration:

- Probe: EX3DV4 - SN7522; ConvF(7.25, 7.25, 7.25) @ 2535 MHz; Calibrated: 2021/4/19
- Sensor-Surface: 1.4mm (Mechanical Surface Detection)
- Electronics: DAE4 Sn1354; Calibrated: 2021/9/1
- Phantom: Twin SAM; Type: Twin SAM V5.0; Serial: TP:1744
- Measurement SW: DASY52, Version 52.10 (2); SEMCAD X Version 14.6.12 (7470)

Area Scan (91x161x1): Interpolated grid: dx=1.200 mm, dy=1.200 mm

Maximum value of SAR (interpolated) = 0.391 W/kg


Zoom Scan (5x5x7)/Cube 0: Measurement grid: dx=8mm, dy=8mm, dz=5mm

Reference Value = 4.553 V/m; Power Drift = 0.13 dB

Peak SAR (extrapolated) = 0.449 W/kg

SAR(1 g) = 0.261 W/kg; SAR(10 g) = 0.153 W/kg

Maximum value of SAR (measured) = 0.385 W/kg



0 dB = 0.385 W/kg = -4.15 dBW/kg

Plot 69#: LTE Band 7_1RB_Mid_Head Left Tilt**DUT: Smart Phone; Type: S100; Serial: CR21090082-SA-S1**

Communication System: Generic FDD-LTE; Frequency: 2535 MHz; Duty Cycle: 1:1

Medium parameters used: $f = 2535$ MHz; $\sigma = 1.878$ S/m; $\epsilon_r = 38.658$; $\rho = 1000$ kg/m³

Phantom section: Left Section

DASY5 Configuration:

- Probe: EX3DV4 - SN7522; ConvF(7.25, 7.25, 7.25) @ 2535 MHz; Calibrated: 2021/4/19
- Sensor-Surface: 1.4mm (Mechanical Surface Detection)
- Electronics: DAE4 Sn1354; Calibrated: 2021/9/1
- Phantom: Twin SAM; Type: Twin SAM V5.0; Serial: TP:1744
- Measurement SW: DASY52, Version 52.10 (2); SEMCAD X Version 14.6.12 (7470)

Area Scan (61x121x1): Interpolated grid: dx=1.500 mm, dy=1.500 mm

Maximum value of SAR (interpolated) = 0.309 W/kg


Zoom Scan (7x7x7)/Cube 0: Measurement grid: dx=8mm, dy=8mm, dz=5mm

Reference Value = 8.778 V/m; Power Drift = -0.10 dB

Peak SAR (extrapolated) = 0.345 W/kg

SAR(1 g) = 0.200 W/kg; SAR(10 g) = 0.110 W/kg

Maximum value of SAR (measured) = 0.291 W/kg



0 dB = 0.291 W/kg = -5.36 dBW/kg

Plot 70#: LTE Band 7_50%RB_Mid_Head Left Tilt**DUT: Smart Phone; Type: S100; Serial: CR21090082-SA-S1**

Communication System: Generic FDD-LTE; Frequency: 2535 MHz; Duty Cycle: 1:1

Medium parameters used: $f = 2535$ MHz; $\sigma = 1.878$ S/m; $\epsilon_r = 38.658$; $\rho = 1000$ kg/m³

Phantom section: Left Section

DASY5 Configuration:

- Probe: EX3DV4 - SN7522; ConvF(7.25, 7.25, 7.25) @ 2535 MHz; Calibrated: 2021/4/19
- Sensor-Surface: 1.4mm (Mechanical Surface Detection)
- Electronics: DAE4 Sn1354; Calibrated: 2021/9/1
- Phantom: Twin SAM; Type: Twin SAM V5.0; Serial: TP:1744
- Measurement SW: DASY52, Version 52.10 (2); SEMCAD X Version 14.6.12 (7470)

Area Scan (61x121x1): Interpolated grid: dx=1.500 mm, dy=1.500 mm

Maximum value of SAR (interpolated) = 0.249 W/kg


Zoom Scan (7x7x7)/Cube 0: Measurement grid: dx=8mm, dy=8mm, dz=5mm

Reference Value = 6.968 V/m; Power Drift = 0.07 dB

Peak SAR (extrapolated) = 0.277 W/kg

SAR(1 g) = 0.164 W/kg; SAR(10 g) = 0.091 W/kg

Maximum value of SAR (measured) = 0.236 W/kg



0 dB = 0.236 W/kg = -6.27 dBW/kg

Plot 71#: LTE Band 7_1RB_Mid_Head Right Cheek**DUT: Smart Phone; Type: S100; Serial: CR21090082-SA-S1**

Communication System: Generic FDD-LTE; Frequency: 2535 MHz; Duty Cycle: 1:1

Medium parameters used: $f = 2535$ MHz; $\sigma = 1.878$ S/m; $\epsilon_r = 38.658$; $\rho = 1000$ kg/m³

Phantom section: Right Section

DASY5 Configuration:

- Probe: EX3DV4 - SN7522; ConvF(7.25, 7.25, 7.25) @ 2535 MHz; Calibrated: 2021/4/19
- Sensor-Surface: 1.4mm (Mechanical Surface Detection)
- Electronics: DAE4 Sn1354; Calibrated: 2021/9/1
- Phantom: Twin SAM; Type: Twin SAM V5.0; Serial: TP:1744
- Measurement SW: DASY52, Version 52.10 (2); SEMCAD X Version 14.6.12 (7470)

Area Scan (91x161x1): Interpolated grid: dx=1.200 mm, dy=1.200 mm

Maximum value of SAR (interpolated) = 0.291 W/kg

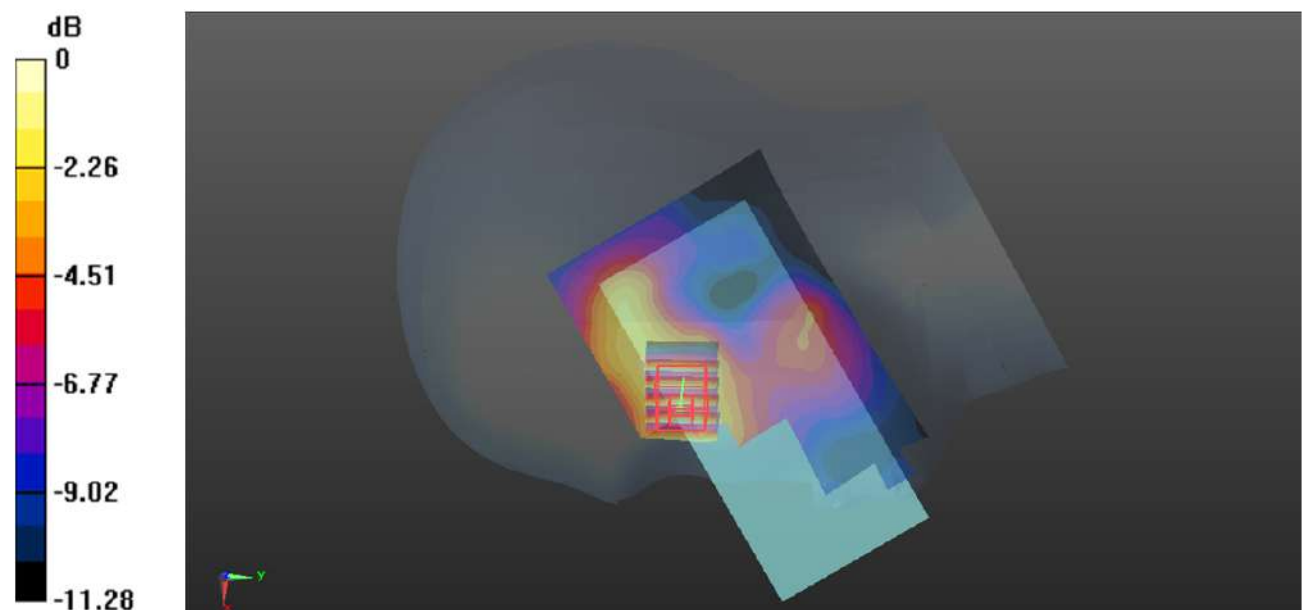
Zoom Scan (5x5x7)/Cube 0: Measurement grid: dx=8mm, dy=8mm, dz=5mm

Reference Value = 5.296 V/m; Power Drift = 0.11 dB

Peak SAR (extrapolated) = 0.398 W/kg

SAR(1 g) = 0.224 W/kg; SAR(10 g) = 0.134 W/kg

Maximum value of SAR (measured) = 0.328 W/kg



0 dB = 0.328 W/kg = -4.84 dBW/kg

Plot 72#: LTE Band 7_50%RB_Mid_Head Right Cheek**DUT: Smart Phone; Type: S100; Serial: CR21090082-SA-S1**

Communication System: Generic FDD-LTE; Frequency: 2535 MHz; Duty Cycle: 1:1

Medium parameters used: $f = 2535$ MHz; $\sigma = 1.878$ S/m; $\epsilon_r = 38.658$; $\rho = 1000$ kg/m³

Phantom section: Right Section

DASY5 Configuration:

- Probe: EX3DV4 - SN7522; ConvF(7.25, 7.25, 7.25) @ 2535 MHz; Calibrated: 2021/4/19
- Sensor-Surface: 1.4mm (Mechanical Surface Detection)
- Electronics: DAE4 Sn1354; Calibrated: 2021/9/1
- Phantom: Twin SAM; Type: Twin SAM V5.0; Serial: TP:1744
- Measurement SW: DASY52, Version 52.10 (2); SEMCAD X Version 14.6.12 (7470)

Area Scan (91x161x1): Interpolated grid: dx=1.200 mm, dy=1.200 mm

Maximum value of SAR (interpolated) = 0.282 W/kg

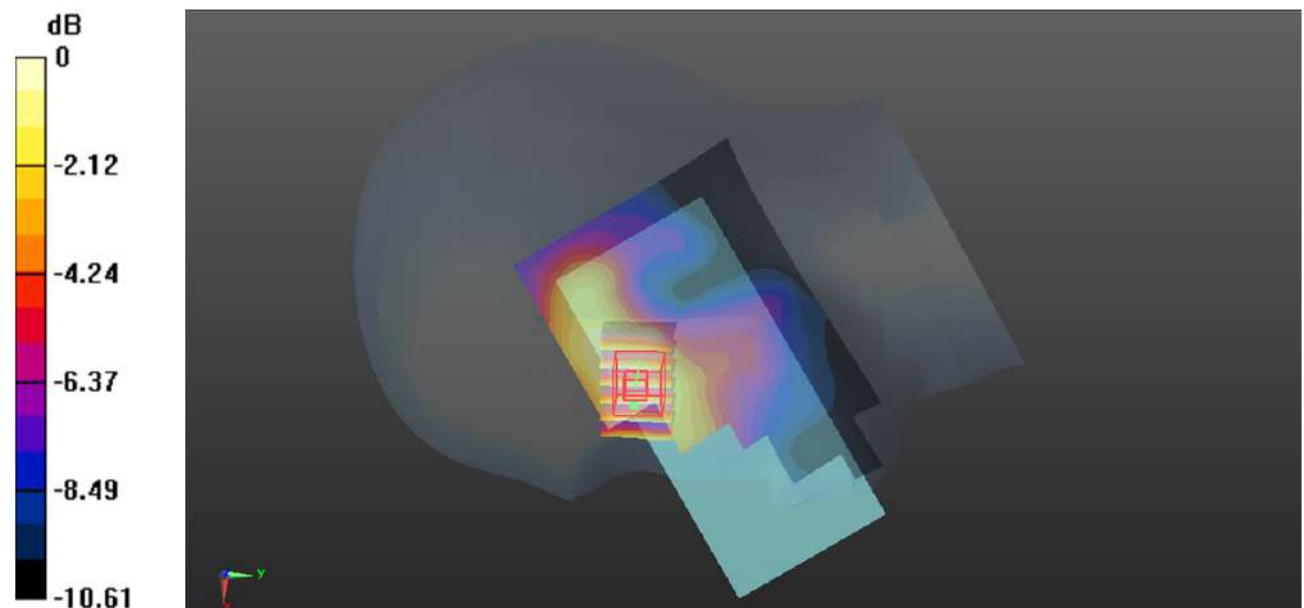
Zoom Scan (6x5x7)/Cube 0: Measurement grid: dx=8mm, dy=8mm, dz=5mm

Reference Value = 4.788 V/m; Power Drift = 0.13 dB

Peak SAR (extrapolated) = 0.310 W/kg

SAR(1 g) = 0.179 W/kg; SAR(10 g) = 0.112 W/kg

Maximum value of SAR (measured) = 0.256 W/kg



0 dB = 0.256 W/kg = -5.92 dBW/kg

Plot 73#: LTE Band 7_1RB_Mid_Head Right Tilt**DUT: Smart Phone; Type: S100; Serial: CR21090082-SA-S1**

Communication System: Generic FDD-LTE; Frequency: 2535 MHz; Duty Cycle: 1:1

Medium parameters used: $f = 2535$ MHz; $\sigma = 1.878$ S/m; $\epsilon_r = 38.658$; $\rho = 1000$ kg/m³

Phantom section: Right Section

DASY5 Configuration:

- Probe: EX3DV4 - SN7522; ConvF(7.25, 7.25, 7.25) @ 2535 MHz; Calibrated: 2021/4/19
- Sensor-Surface: 1.4mm (Mechanical Surface Detection)
- Electronics: DAE4 Sn1354; Calibrated: 2021/9/1
- Phantom: Twin SAM; Type: Twin SAM V5.0; Serial: TP:1744
- Measurement SW: DASY52, Version 52.10 (2); SEMCAD X Version 14.6.12 (7470)

Area Scan (91x161x1): Interpolated grid: dx=1.200 mm, dy=1.200 mm

Maximum value of SAR (interpolated) = 0.588 W/kg

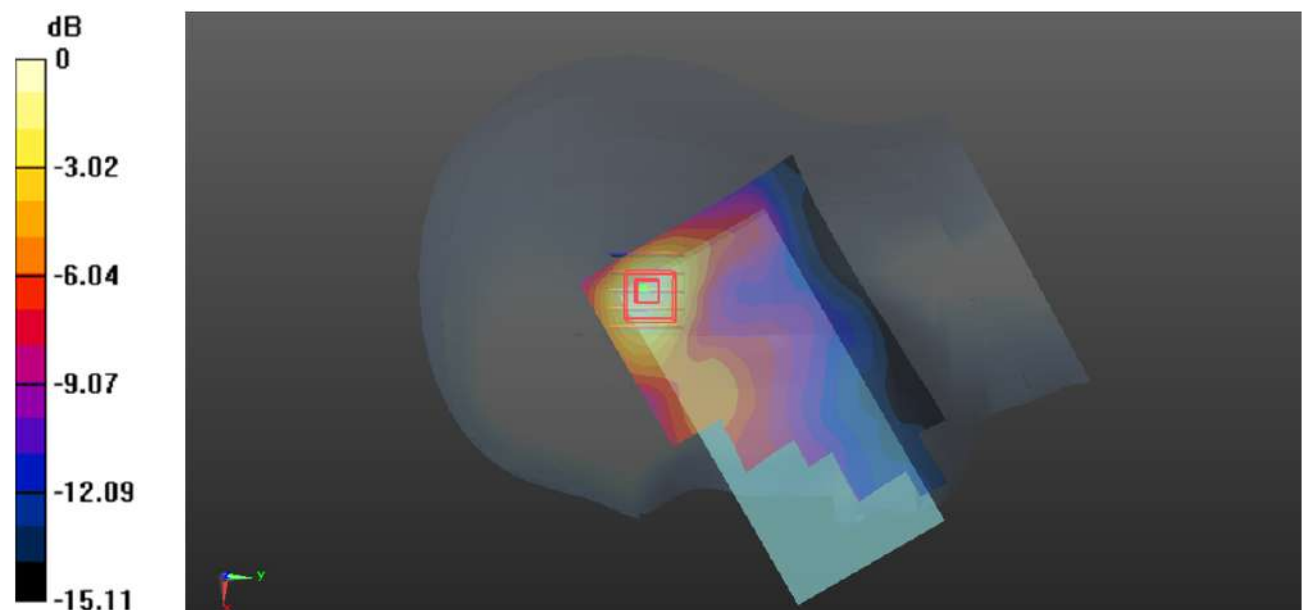
Zoom Scan (5x5x7)/Cube 0: Measurement grid: dx=8mm, dy=8mm, dz=5mm

Reference Value = 8.925 V/m; Power Drift = 0.19 dB

Peak SAR (extrapolated) = 0.665 W/kg

SAR(1 g) = 0.358 W/kg; SAR(10 g) = 0.190 W/kg

Maximum value of SAR (measured) = 0.538 W/kg



0 dB = 0.538 W/kg = -2.69 dBW/kg

Plot 74#: LTE Band 7_50%RB_Mid_Head Right Tilt**DUT: Smart Phone; Type: S100; Serial: CR21090082-SA-S1**

Communication System: Generic FDD-LTE; Frequency: 2535 MHz; Duty Cycle: 1:1

Medium parameters used: $f = 2535$ MHz; $\sigma = 1.878$ S/m; $\epsilon_r = 38.658$; $\rho = 1000$ kg/m³

Phantom section: Right Section

DASY5 Configuration:

- Probe: EX3DV4 - SN7522; ConvF(7.25, 7.25, 7.25) @ 2535 MHz; Calibrated: 2021/4/19
- Sensor-Surface: 1.4mm (Mechanical Surface Detection)
- Electronics: DAE4 Sn1354; Calibrated: 2021/9/1
- Phantom: Twin SAM; Type: Twin SAM V5.0; Serial: TP:1744
- Measurement SW: DASY52, Version 52.10 (2); SEMCAD X Version 14.6.12 (7470)

Area Scan (91x161x1): Interpolated grid: dx=1.200 mm, dy=1.200 mm

Maximum value of SAR (interpolated) = 0.455 W/kg

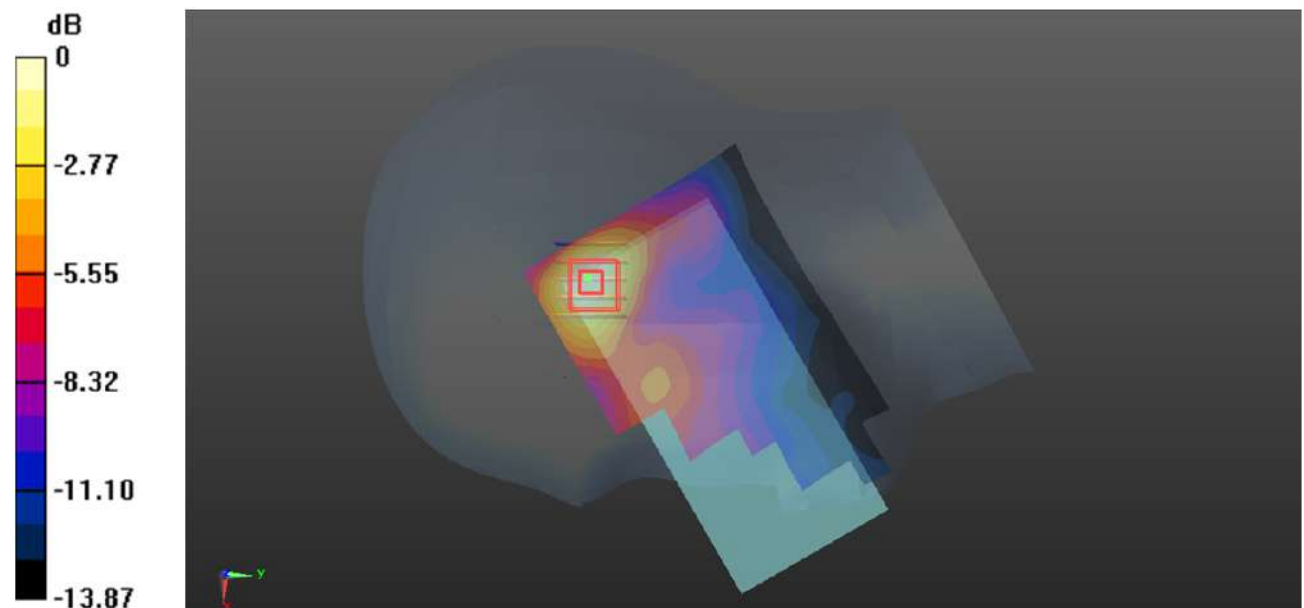
Zoom Scan (5x5x7)/Cube 0: Measurement grid: dx=8mm, dy=8mm, dz=5mm

Reference Value = 7.940 V/m; Power Drift = 0.10 dB

Peak SAR (extrapolated) = 0.532 W/kg

SAR(1 g) = 0.284 W/kg; SAR(10 g) = 0.152 W/kg

Maximum value of SAR (measured) = 0.423 W/kg



0 dB = 0.423 W/kg = -3.74 dBW/kg

Plot 75#: LTE Band 7_1RB_Low_Body Back**DUT: Smart Phone; Type: S100; Serial: CR21090082-SA-S1**

Communication System: Generic FDD-LTE; Frequency: 2510 MHz; Duty Cycle: 1:1

Medium parameters used: $f = 2510$ MHz; $\sigma = 1.863$ S/m; $\epsilon_r = 38.745$; $\rho = 1000$ kg/m³

Phantom section: Flat Section

DASY5 Configuration:

- Probe: EX3DV4 - SN7522; ConvF(7.25, 7.25, 7.25) @ 2510 MHz; Calibrated: 2021/4/19
- Sensor-Surface: 1.4mm (Mechanical Surface Detection)
- Electronics: DAE4 Sn1354; Calibrated: 2021/9/1
- Phantom: Twin SAM; Type: Twin SAM V5.0; Serial: TP:1744
- Measurement SW: DASY52, Version 52.10 (2); SEMCAD X Version 14.6.12 (7470)

Area Scan (91x161x1): Interpolated grid: dx=1.200 mm, dy=1.200 mm

Maximum value of SAR (interpolated) = 1.58 W/kg

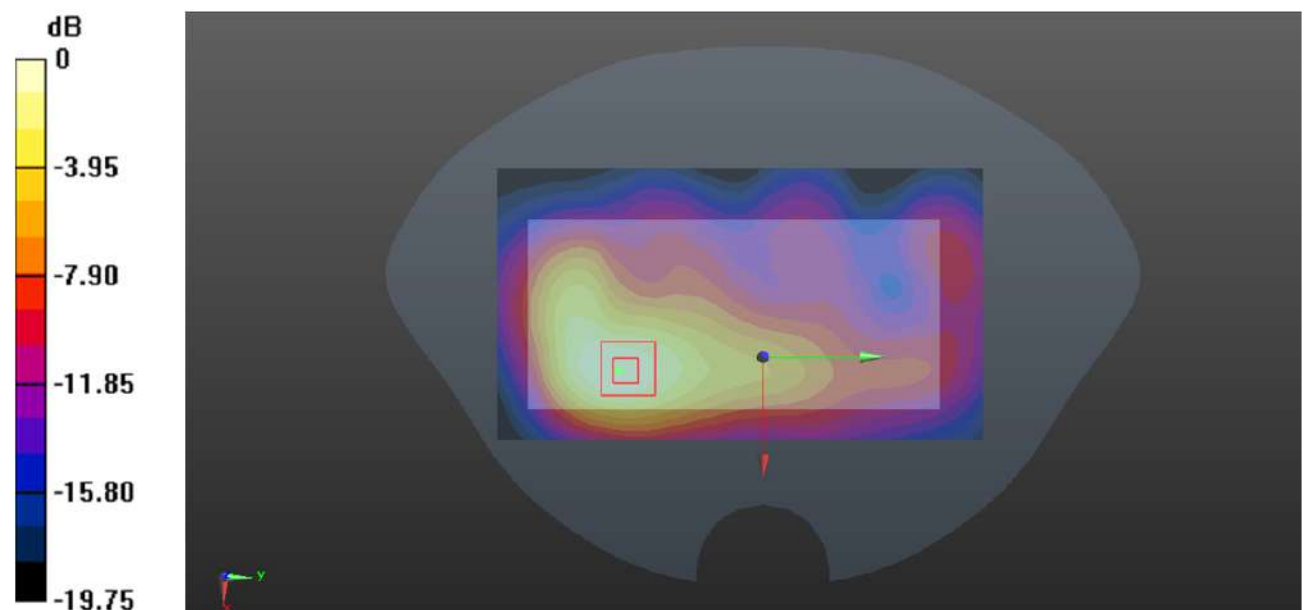
Zoom Scan (5x5x7)/Cube 0: Measurement grid: dx=8mm, dy=8mm, dz=5mm

Reference Value = 8.511 V/m; Power Drift = 0.08 dB

Peak SAR (extrapolated) = 1.89 W/kg

SAR(1 g) = 0.978 W/kg; SAR(10 g) = 0.503 W/kg

Maximum value of SAR (measured) = 1.56 W/kg



0 dB = 1.56 W/kg = 1.93 dBW/kg

Plot 76#: LTE Band 7_1RB_Mid_Body Back**DUT: Smart Phone; Type: S100; Serial: CR21090082-SA-S1**

Communication System: Generic FDD-LTE; Frequency: 2535 MHz; Duty Cycle: 1:1

Medium parameters used: $f = 2535$ MHz; $\sigma = 1.878$ S/m; $\epsilon_r = 38.658$; $\rho = 1000$ kg/m³

Phantom section: Flat Section

DASY5 Configuration:

- Probe: EX3DV4 - SN7522; ConvF(7.25, 7.25, 7.25) @ 2535 MHz; Calibrated: 2021/4/19
- Sensor-Surface: 1.4mm (Mechanical Surface Detection)
- Electronics: DAE4 Sn1354; Calibrated: 2021/9/1
- Phantom: Twin SAM; Type: Twin SAM V5.0; Serial: TP:1744
- Measurement SW: DASY52, Version 52.10 (2); SEMCAD X Version 14.6.12 (7470)

Area Scan (91x161x1): Interpolated grid: dx=1.200 mm, dy=1.200 mm

Maximum value of SAR (interpolated) = 1.83 W/kg

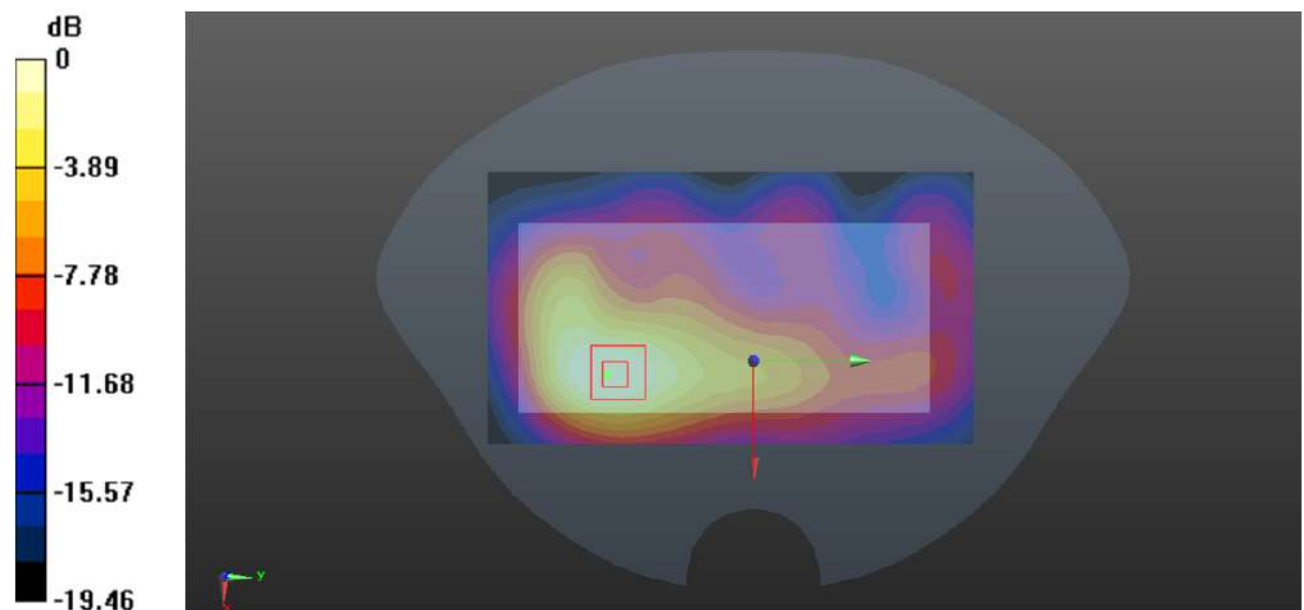
Zoom Scan (5x5x7)/Cube 0: Measurement grid: dx=8mm, dy=8mm, dz=5mm

Reference Value = 8.759 V/m; Power Drift = 0.16 dB

Peak SAR (extrapolated) = 2.09 W/kg

SAR(1 g) = 1.1 W/kg; SAR(10 g) = 0.576 W/kg

Maximum value of SAR (measured) = 1.71 W/kg



0 dB = 1.71 W/kg = 2.33 dBW/kg

Plot 77#: LTE Band 7_1RB_High_Body Back**DUT: Smart Phone; Type: S100; Serial: CR21090082-SA-S1**

Communication System: Generic FDD-LTE; Frequency: 2560 MHz; Duty Cycle: 1:1

Medium parameters used: $f = 2560$ MHz; $\sigma = 1.906$ S/m; $\epsilon_r = 39.614$; $\rho = 1000$ kg/m³

Phantom section: Flat Section

DASY5 Configuration:

- Probe: EX3DV4 - SN7522; ConvF(7.05, 7.05, 7.05) @ 2560 MHz; Calibrated: 2021/4/19
- Sensor-Surface: 1.4mm (Mechanical Surface Detection)
- Electronics: DAE4 Sn1354; Calibrated: 2021/9/1
- Phantom: Twin SAM; Type: Twin SAM V5.0; Serial: TP:1744
- Measurement SW: DASY52, Version 52.10 (2); SEMCAD X Version 14.6.12 (7470)

Area Scan (91x161x1): Interpolated grid: dx=1.200 mm, dy=1.200 mm

Maximum value of SAR (interpolated) = 1.50 W/kg

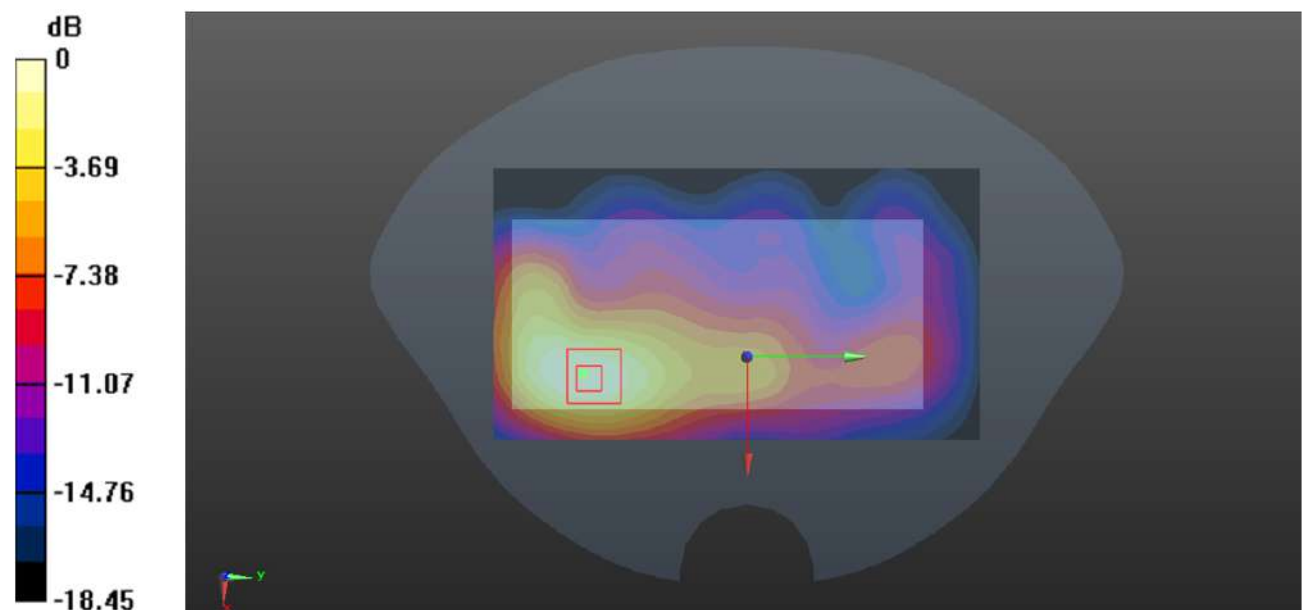
Zoom Scan (5x5x7)/Cube 0: Measurement grid: dx=8mm, dy=8mm, dz=5mm

Reference Value = 8.871 V/m; Power Drift = -0.12 dB

Peak SAR (extrapolated) = 1.83 W/kg

SAR(1 g) = 0.970 W/kg; SAR(10 g) = 0.511 W/kg

Maximum value of SAR (measured) = 1.50 W/kg



0 dB = 1.50 W/kg = 1.76 dBW/kg

Plot 78#: LTE Band 7_50%RB_Mid_Body Back**DUT: Smart Phone; Type: S100; Serial: CR21090082-SA-S1**

Communication System: Generic FDD-LTE; Frequency: 2535 MHz; Duty Cycle: 1:1

Medium parameters used: $f = 2535$ MHz; $\sigma = 1.878$ S/m; $\epsilon_r = 38.658$; $\rho = 1000$ kg/m³

Phantom section: Flat Section

DASY5 Configuration:

- Probe: EX3DV4 - SN7522; ConvF(7.25, 7.25, 7.25) @ 2535 MHz; Calibrated: 2021/4/19
- Sensor-Surface: 1.4mm (Mechanical Surface Detection)
- Electronics: DAE4 Sn1354; Calibrated: 2021/9/1
- Phantom: Twin SAM; Type: Twin SAM V5.0; Serial: TP:1744
- Measurement SW: DASY52, Version 52.10 (2); SEMCAD X Version 14.6.12 (7470)

Area Scan (91x161x1): Interpolated grid: dx=1.200 mm, dy=1.200 mm

Maximum value of SAR (interpolated) = 1.30 W/kg

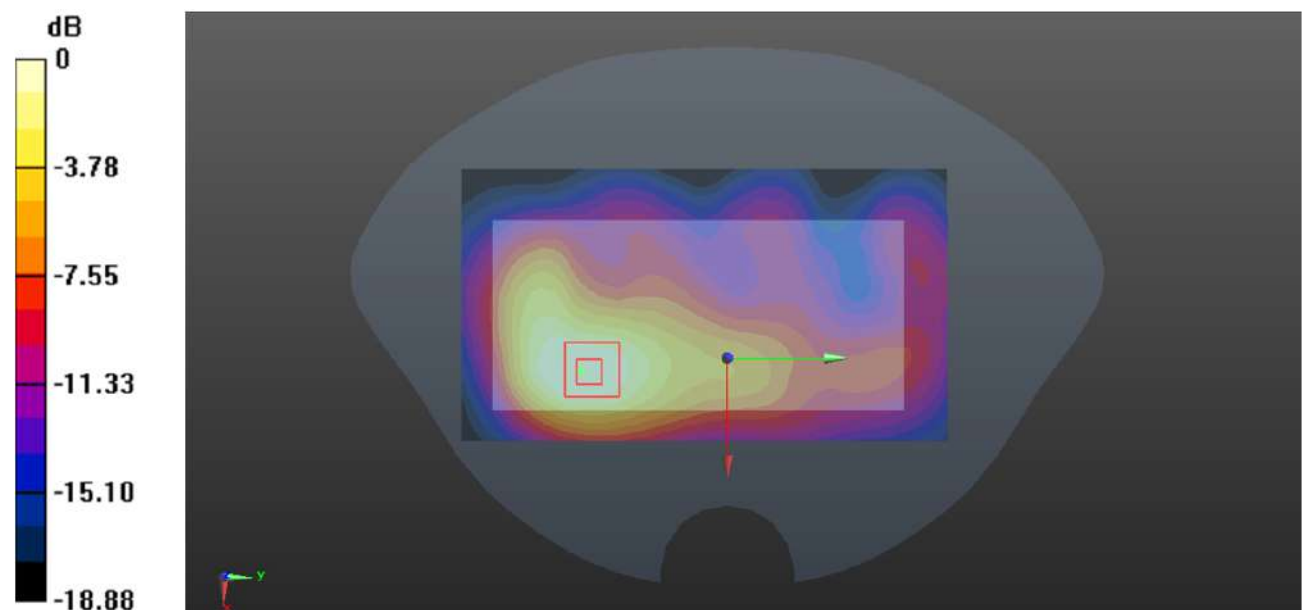
Zoom Scan (5x5x7)/Cube 0: Measurement grid: dx=8mm, dy=8mm, dz=5mm

Reference Value = 7.716 V/m; Power Drift = -0.10 dB

Peak SAR (extrapolated) = 1.35 W/kg

SAR(1 g) = 0.701 W/kg; SAR(10 g) = 0.372 W/kg

Maximum value of SAR (measured) = 1.09 W/kg



0 dB = 1.09 W/kg = 0.37 dBW/kg

Plot 79#: LTE Band 7_1RB_Low_Body Left**DUT: Smart Phone; Type: S100; Serial: CR21090082-SA-S1**

Communication System: Generic FDD-LTE; Frequency: 2510 MHz; Duty Cycle: 1:1

Medium parameters used: $f = 2510$ MHz; $\sigma = 1.863$ S/m; $\epsilon_r = 38.745$; $\rho = 1000$ kg/m³

Phantom section: Flat Section

DASY5 Configuration:

- Probe: EX3DV4 - SN7522; ConvF(7.25, 7.25, 7.25) @ 2510 MHz; Calibrated: 2021/4/19
- Sensor-Surface: 1.4mm (Mechanical Surface Detection)
- Electronics: DAE4 Sn1354; Calibrated: 2021/9/1
- Phantom: Twin SAM; Type: Twin SAM V5.0; Serial: TP:1744
- Measurement SW: DASY52, Version 52.10 (2); SEMCAD X Version 14.6.12 (7470)

Area Scan (61x151x1): Interpolated grid: dx=1.200 mm, dy=1.200 mm

Maximum value of SAR (interpolated) = 1.14 W/kg

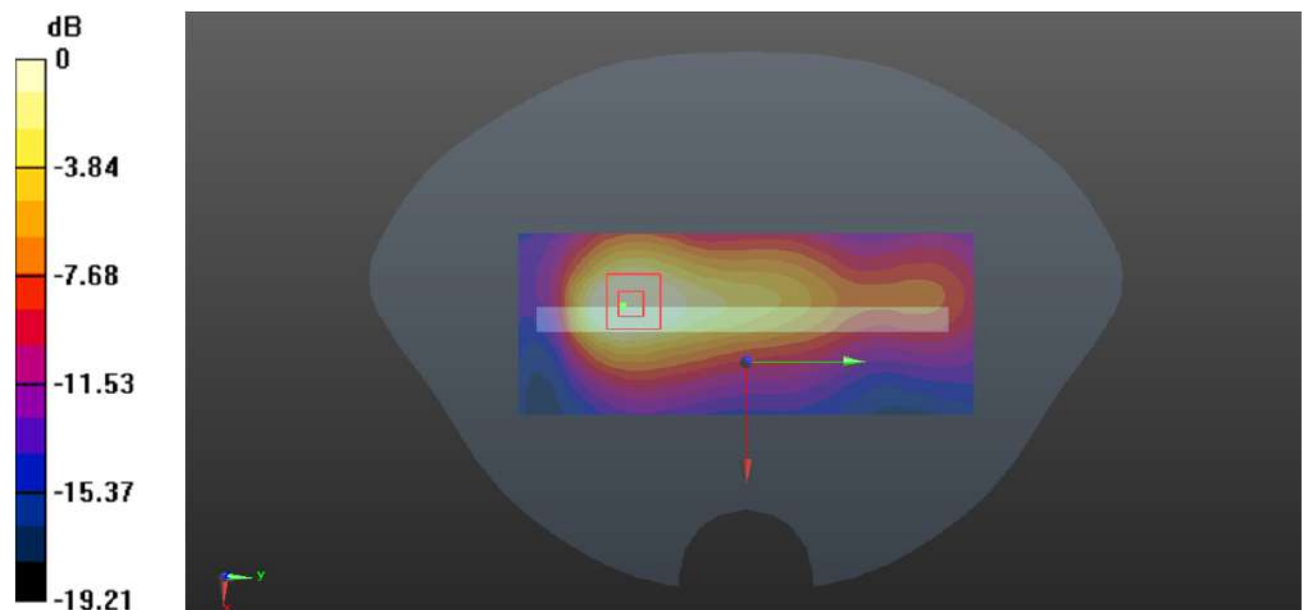
Zoom Scan (5x5x7)/Cube 0: Measurement grid: dx=8mm, dy=8mm, dz=5mm

Reference Value = 16.44 V/m; Power Drift = -0.15 dB

Peak SAR (extrapolated) = 1.87 W/kg

SAR(1 g) = 0.965 W/kg; SAR(10 g) = 0.502 W/kg

Maximum value of SAR (measured) = 1.51 W/kg



0 dB = 1.51 W/kg = 1.79 dBW/kg

Plot 80#: LTE Band 7_1RB_Mid_Body Left**DUT: Smart Phone; Type: S100; Serial: CR21090082-SA-S1**

Communication System: Generic FDD-LTE; Frequency: 2535 MHz; Duty Cycle: 1:1

Medium parameters used: $f = 2535$ MHz; $\sigma = 1.878$ S/m; $\epsilon_r = 38.658$; $\rho = 1000$ kg/m³

Phantom section: Flat Section

DASY5 Configuration:

- Probe: EX3DV4 - SN7522; ConvF(7.25, 7.25, 7.25) @ 2535 MHz; Calibrated: 2021/4/19
- Sensor-Surface: 1.4mm (Mechanical Surface Detection)
- Electronics: DAE4 Sn1354; Calibrated: 2021/9/1
- Phantom: Twin SAM; Type: Twin SAM V5.0; Serial: TP:1744
- Measurement SW: DASY52, Version 52.10 (2); SEMCAD X Version 14.6.12 (7470)

Area Scan (61x151x1): Interpolated grid: dx=1.200 mm, dy=1.200 mm

Maximum value of SAR (interpolated) = 2.21 W/kg

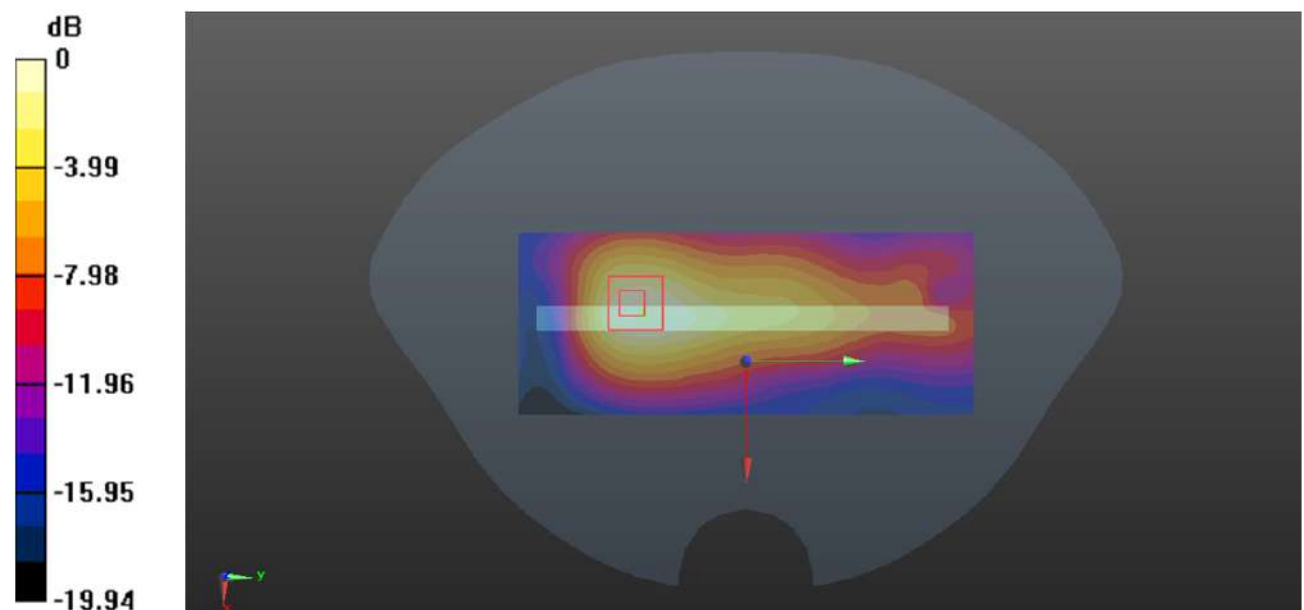
Zoom Scan (5x5x7)/Cube 0: Measurement grid: dx=8mm, dy=8mm, dz=5mm

Reference Value = 15.81 V/m; Power Drift = 0.10 dB

Peak SAR (extrapolated) = 2.66 W/kg

SAR(1 g) = 1.34 W/kg; SAR(10 g) = 0.681 W/kg

Maximum value of SAR (measured) = 2.00 W/kg



0 dB = 2.00 W/kg = 3.01 dBW/kg

Plot 81#: LTE Band 7_1RB_High_Body Left**DUT: Smart Phone; Type: S100; Serial: CR21090082-SA-S1**

Communication System: Generic FDD-LTE; Frequency: 2560 MHz; Duty Cycle: 1:1

Medium parameters used: $f = 2560$ MHz; $\sigma = 1.906$ S/m; $\epsilon_r = 39.614$; $\rho = 1000$ kg/m³

Phantom section: Flat Section

DASY5 Configuration:

- Probe: EX3DV4 - SN7522; ConvF(7.05, 7.05, 7.05) @ 2560 MHz; Calibrated: 2021/4/19
- Sensor-Surface: 1.4mm (Mechanical Surface Detection)
- Electronics: DAE4 Sn1354; Calibrated: 2021/9/1
- Phantom: Twin SAM; Type: Twin SAM V5.0; Serial: TP:1744
- Measurement SW: DASY52, Version 52.10 (2); SEMCAD X Version 14.6.12 (7470)

Area Scan (61x151x1): Interpolated grid: dx=1.200 mm, dy=1.200 mm

Maximum value of SAR (interpolated) = 1.78 W/kg

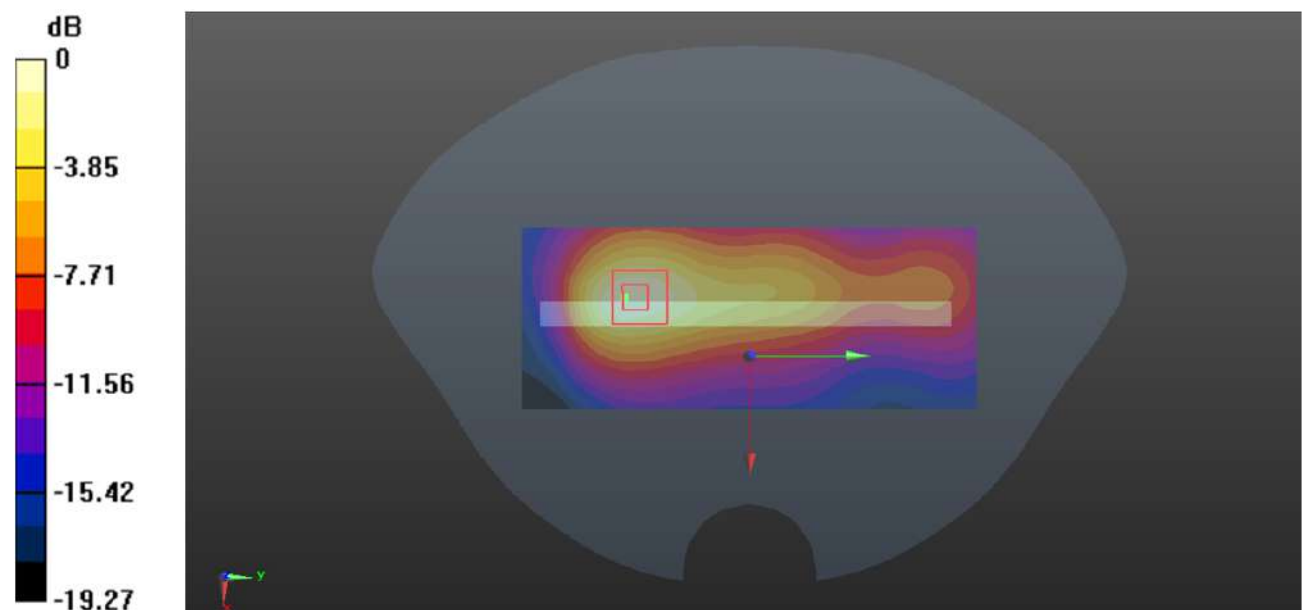
Zoom Scan (5x6x7)/Cube 0: Measurement grid: dx=8mm, dy=8mm, dz=5mm

Reference Value = 15.48 V/m; Power Drift = 0.15 dB

Peak SAR (extrapolated) = 2.20 W/kg

SAR(1 g) = 1.11 W/kg; SAR(10 g) = 0.576 W/kg

Maximum value of SAR (measured) = 1.77 W/kg



0 dB = 1.77 W/kg = 2.48 dBW/kg

Plot 82#: LTE Band 7_50%RB_Low_Body Left**DUT: Smart Phone; Type: S100; Serial: CR21090082-SA-S1**

Communication System: Generic FDD-LTE; Frequency: 2510 MHz; Duty Cycle: 1:1

Medium parameters used: $f = 2510$ MHz; $\sigma = 1.863$ S/m; $\epsilon_r = 38.745$; $\rho = 1000$ kg/m³

Phantom section: Flat Section

DASY5 Configuration:

- Probe: EX3DV4 - SN7522; ConvF(7.25, 7.25, 7.25) @ 2510 MHz; Calibrated: 2021/4/19
- Sensor-Surface: 1.4mm (Mechanical Surface Detection)
- Electronics: DAE4 Sn1354; Calibrated: 2021/9/1
- Phantom: Twin SAM; Type: Twin SAM V5.0; Serial: TP:1744
- Measurement SW: DASY52, Version 52.10 (2); SEMCAD X Version 14.6.12 (7470)

Area Scan (61x151x1): Interpolated grid: dx=1.200 mm, dy=1.200 mm

Maximum value of SAR (interpolated) = 1.13 W/kg

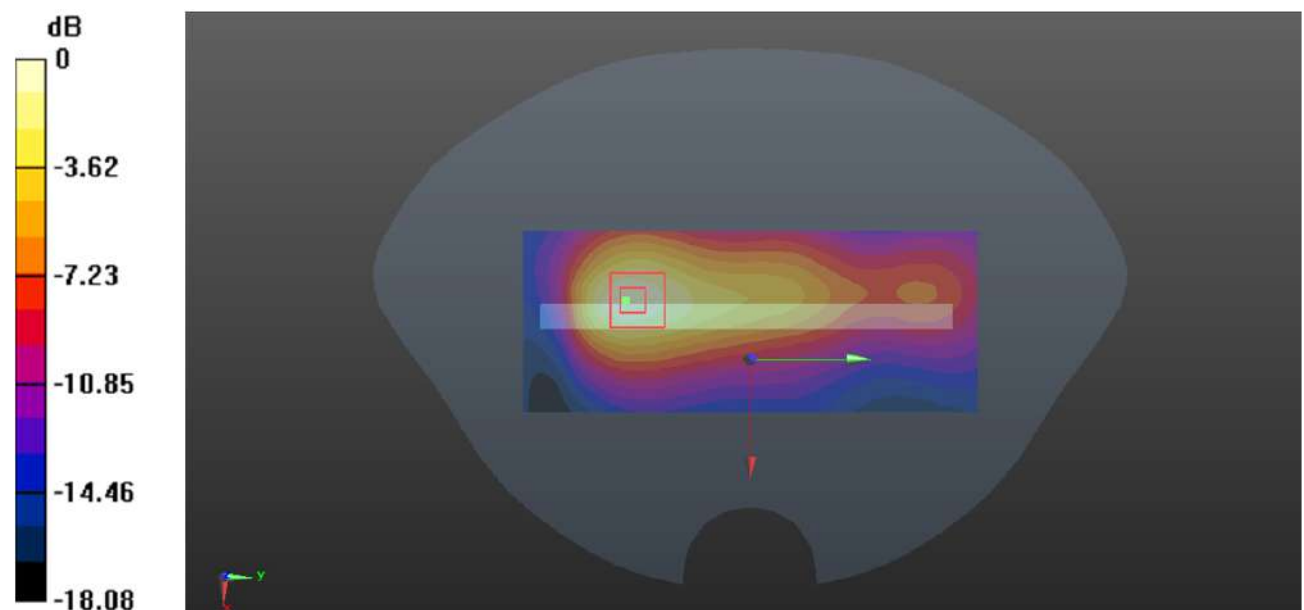
Zoom Scan (5x5x7)/Cube 0: Measurement grid: dx=8mm, dy=8mm, dz=5mm

Reference Value = 12.86 V/m; Power Drift = 0.13 dB

Peak SAR (extrapolated) = 1.37 W/kg

SAR(1 g) = 0.703 W/kg; SAR(10 g) = 0.368 W/kg

Maximum value of SAR (measured) = 1.12 W/kg



0 dB = 1.12 W/kg = 0.49 dBW/kg

Plot 83#: LTE Band 7_50%RB_Mid_Body Left**DUT: Smart Phone; Type: S100; Serial: CR21090082-SA-S1**

Communication System: Generic FDD-LTE ; Frequency: 2535 MHz;Duty Cycle: 1:1

Medium parameters used: $f = 2535$ MHz; $\sigma = 1.878$ S/m; $\epsilon_r = 38.658$; $\rho = 1000$ kg/m³

Phantom section: Flat Section

DASY5 Configuration:

- Probe: EX3DV4 - SN7522; ConvF(7.25, 7.25, 7.25) @ 2535 MHz; Calibrated: 2021/4/19
- Sensor-Surface: 1.4mm (Mechanical Surface Detection)
- Electronics: DAE4 Sn1354; Calibrated: 2021/9/1
- Phantom: Twin SAM; Type: Twin SAM V5.0; Serial: TP:1744
- Measurement SW: DASY52, Version 52.10 (2); SEMCAD X Version 14.6.12 (7470)

Area Scan (61x151x1): Interpolated grid: dx=1.200 mm, dy=1.200 mm

Maximum value of SAR (interpolated) = 1.82 W/kg

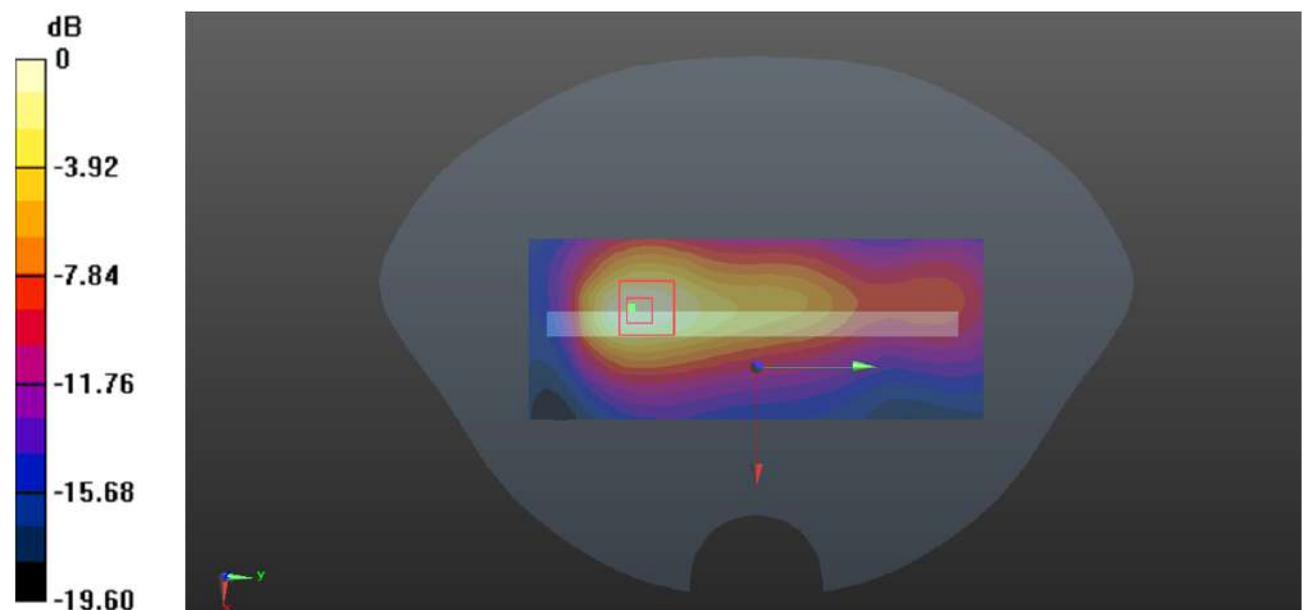
Zoom Scan (5x6x7)/Cube 0: Measurement grid: dx=8mm, dy=8mm, dz=5mm

Reference Value = 14.38 V/m; Power Drift = 0.11 dB

Peak SAR (extrapolated) = 2.12 W/kg

SAR(1 g) = 1.05 W/kg; SAR(10 g) = 0.535 W/kg

Maximum value of SAR (measured) = 1.70 W/kg



0 dB = 1.70 W/kg = 2.30 dBW/kg

Plot 84#: LTE Band 7_50%RB_High_Body Left**DUT: Smart Phone; Type: S100; Serial: CR21090082-SA-S1**

Communication System: Generic FDD-LTE; Frequency: 2560 MHz; Duty Cycle: 1:1

Medium parameters used: $f = 2560$ MHz; $\sigma = 1.906$ S/m; $\epsilon_r = 39.614$; $\rho = 1000$ kg/m³

Phantom section: Flat Section

DASY5 Configuration:

- Probe: EX3DV4 - SN7522; ConvF(7.05, 7.05, 7.05) @ 2560 MHz; Calibrated: 2021/4/19
- Sensor-Surface: 1.4mm (Mechanical Surface Detection)
- Electronics: DAE4 Sn1354; Calibrated: 2021/9/1
- Phantom: Twin SAM; Type: Twin SAM V5.0; Serial: TP:1744
- Measurement SW: DASY52, Version 52.10 (2); SEMCAD X Version 14.6.12 (7470)

Area Scan (61x151x1): Interpolated grid: dx=1.200 mm, dy=1.200 mm

Maximum value of SAR (interpolated) = 1.37 W/kg

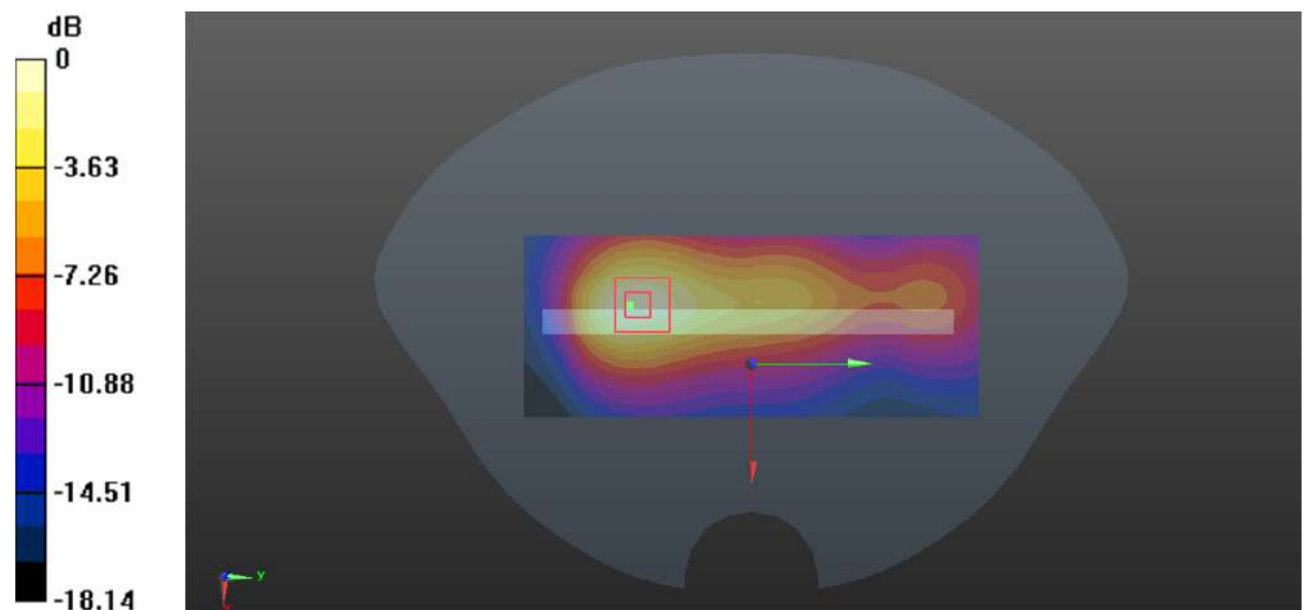
Zoom Scan (5x6x7)/Cube 0: Measurement grid: dx=8mm, dy=8mm, dz=5mm

Reference Value = 13.80 V/m; Power Drift = -0.16 dB

Peak SAR (extrapolated) = 1.69 W/kg

SAR(1 g) = 0.862 W/kg; SAR(10 g) = 0.449 W/kg

Maximum value of SAR (measured) = 1.37 W/kg



0 dB = 1.37 W/kg = 1.37 dBW/kg

Plot 85#: LTE Band 7_100%RB_Mid_Body Left**DUT: Smart Phone; Type: S100; Serial: CR21090082-SA-S1**

Communication System: Generic FDD-LTE; Frequency: 2535 MHz; Duty Cycle: 1:1

Medium parameters used: $f = 2535$ MHz; $\sigma = 1.878$ S/m; $\epsilon_r = 38.658$; $\rho = 1000$ kg/m³

Phantom section: Flat Section

DASY5 Configuration:

- Probe: EX3DV4 - SN7522; ConvF(7.25, 7.25, 7.25) @ 2535 MHz; Calibrated: 2021/4/19
- Sensor-Surface: 1.4mm (Mechanical Surface Detection)
- Electronics: DAE4 Sn1354; Calibrated: 2021/9/1
- Phantom: Twin SAM; Type: Twin SAM V5.0; Serial: TP:1744
- Measurement SW: DASY52, Version 52.10 (2); SEMCAD X Version 14.6.12 (7470)

Area Scan (61x151x1): Interpolated grid: dx=1.200 mm, dy=1.200 mm

Maximum value of SAR (interpolated) = 1.27 W/kg

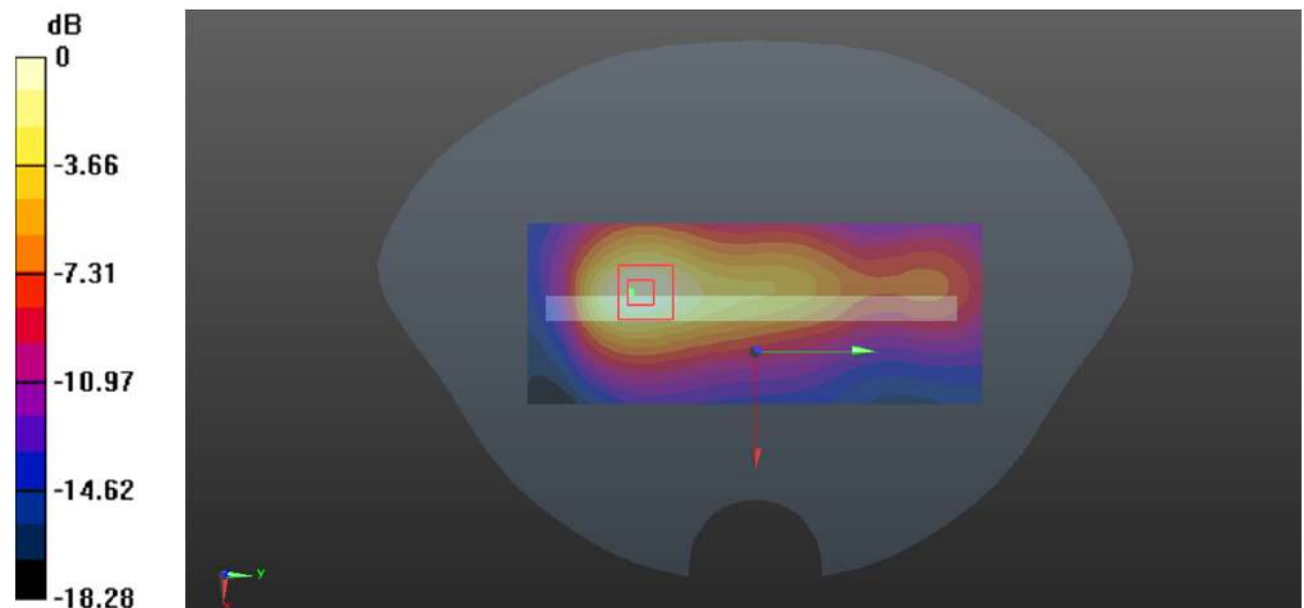
Zoom Scan (5x6x7)/Cube 0: Measurement grid: dx=8mm, dy=8mm, dz=5mm

Reference Value = 13.23 V/m; Power Drift = 0.05 dB

Peak SAR (extrapolated) = 1.49 W/kg

SAR(1 g) = 0.766 W/kg; SAR(10 g) = 0.397 W/kg

Maximum value of SAR (measured) = 1.21 W/kg



0 dB = 1.21 W/kg = 0.83 dBW/kg

Plot 86#: LTE Band 7_1RB_Mid_Body Right**DUT: Smart Phone; Type: S100; Serial: CR21090082-SA-S1**

Communication System: Generic FDD-LTE; Frequency: 2535 MHz; Duty Cycle: 1:1

Medium parameters used: $f = 2535$ MHz; $\sigma = 1.878$ S/m; $\epsilon_r = 38.658$; $\rho = 1000$ kg/m³

Phantom section: Flat Section

DASY5 Configuration:

- Probe: EX3DV4 - SN7522; ConvF(7.25, 7.25, 7.25) @ 2535 MHz; Calibrated: 2021/4/19
- Sensor-Surface: 1.4mm (Mechanical Surface Detection)
- Electronics: DAE4 Sn1354; Calibrated: 2021/9/1
- Phantom: Twin SAM; Type: Twin SAM V5.0; Serial: TP:1744
- Measurement SW: DASY52, Version 52.10 (2); SEMCAD X Version 14.6.12 (7470)

Area Scan (61x151x1): Interpolated grid: dx=1.200 mm, dy=1.200 mm

Maximum value of SAR (interpolated) = 0.0418 W/kg

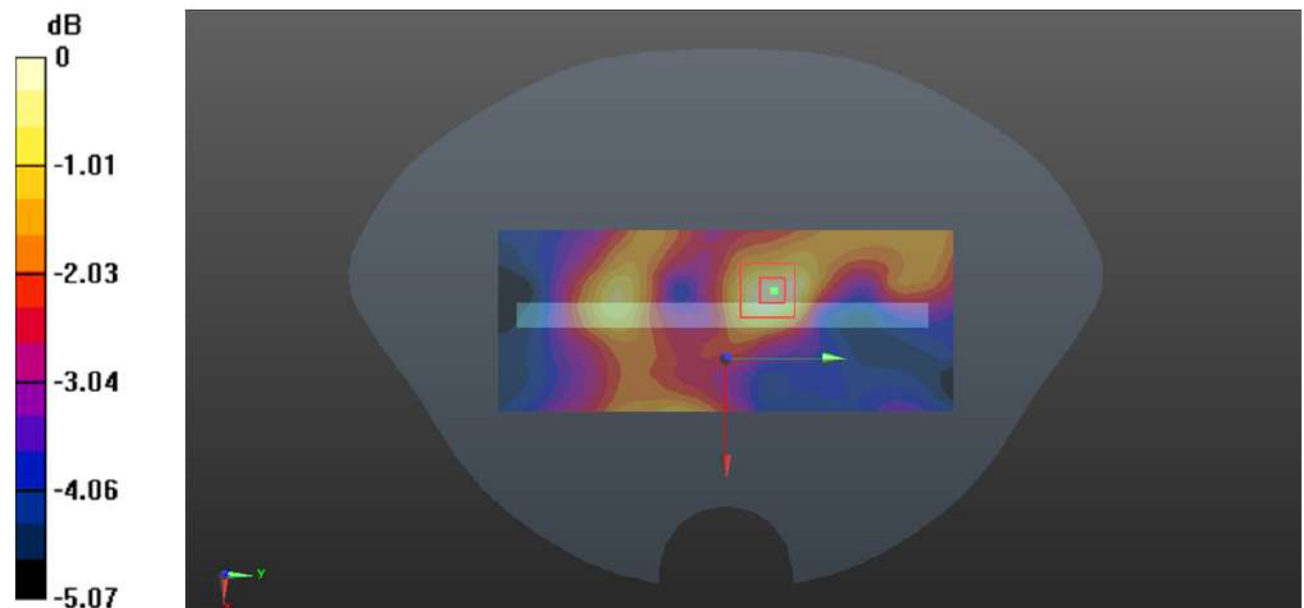
Zoom Scan (5x5x7)/Cube 0: Measurement grid: dx=8mm, dy=8mm, dz=5mm

Reference Value = 3.852 V/m; Power Drift = -0.14 dB

Peak SAR (extrapolated) = 0.0530 W/kg

SAR(1 g) = 0.032 W/kg; SAR(10 g) = 0.023 W/kg

Maximum value of SAR (measured) = 0.0429 W/kg



0 dB = 0.0429 W/kg = -13.68 dBW/kg

Plot 87#: LTE Band 7_50%RB_Mid_Body Right**DUT: Smart Phone; Type: S100; Serial: CR21090082-SA-S1**

Communication System: Generic FDD-LTE; Frequency: 2535 MHz; Duty Cycle: 1:1

Medium parameters used: $f = 2535$ MHz; $\sigma = 1.878$ S/m; $\epsilon_r = 38.658$; $\rho = 1000$ kg/m³

Phantom section: Flat Section

DASY5 Configuration:

- Probe: EX3DV4 - SN7522; ConvF(7.25, 7.25, 7.25) @ 2535 MHz; Calibrated: 2021/4/19
- Sensor-Surface: 1.4mm (Mechanical Surface Detection)
- Electronics: DAE4 Sn1354; Calibrated: 2021/9/1
- Phantom: Twin SAM; Type: Twin SAM V5.0; Serial: TP:1744
- Measurement SW: DASY52, Version 52.10 (2); SEMCAD X Version 14.6.12 (7470)

Area Scan (61x151x1): Interpolated grid: dx=1.200 mm, dy=1.200 mm

Maximum value of SAR (interpolated) = 0.0336 W/kg

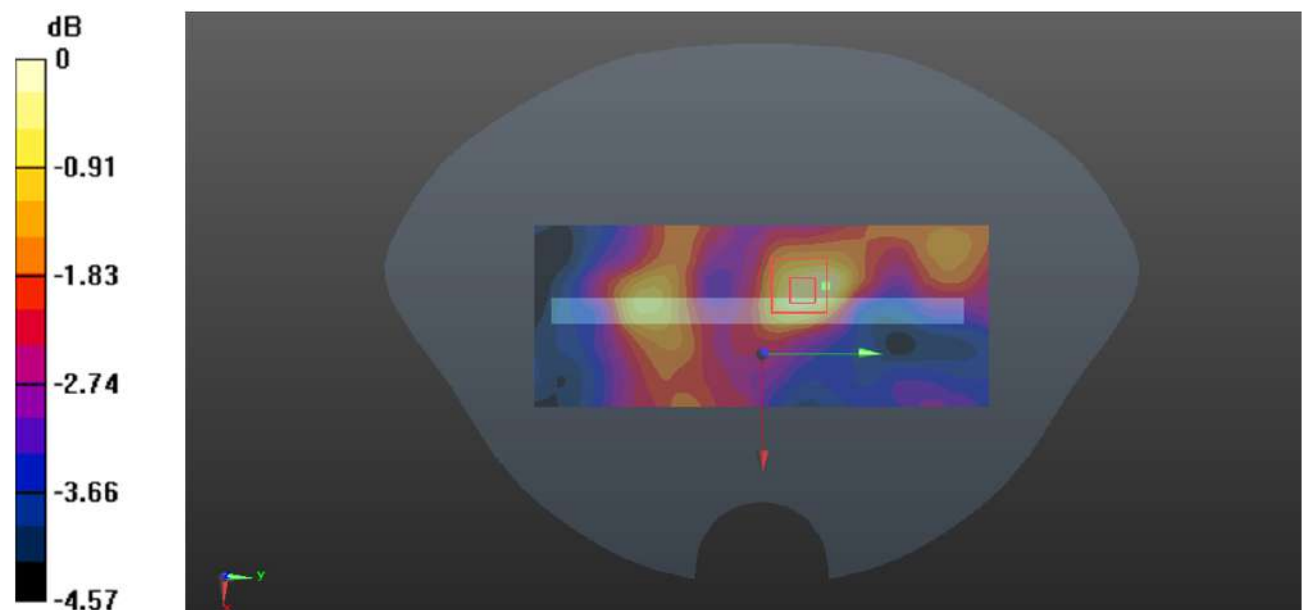
Zoom Scan (5x7x7)/Cube 0: Measurement grid: dx=8mm, dy=8mm, dz=5mm

Reference Value = 3.367 V/m; Power Drift = 0.16 dB

Peak SAR (extrapolated) = 0.0430 W/kg

SAR(1 g) = 0.027 W/kg; SAR(10 g) = 0.021 W/kg

Maximum value of SAR (measured) = 0.0352 W/kg



0 dB = 0.0352 W/kg = -14.53 dBW/kg

Plot 88#: LTE Band 7_1RB_Mid_Body Bottom**DUT: Smart Phone; Type: S100; Serial: CR21090082-SA-S1**

Communication System: Generic FDD-LTE; Frequency: 2535 MHz; Duty Cycle: 1:1

Medium parameters used: $f = 2535$ MHz; $\sigma = 1.878$ S/m; $\epsilon_r = 38.658$; $\rho = 1000$ kg/m³

Phantom section: Flat Section

DASY5 Configuration:

- Probe: EX3DV4 - SN7522; ConvF(7.25, 7.25, 7.25) @ 2535 MHz; Calibrated: 2021/4/19
- Sensor-Surface: 1.4mm (Mechanical Surface Detection)
- Electronics: DAE4 Sn1354; Calibrated: 2021/9/1
- Phantom: Twin SAM; Type: Twin SAM V5.0; Serial: TP:1744
- Measurement SW: DASY52, Version 52.10 (2); SEMCAD X Version 14.6.12 (7470)

Area Scan (61x91x1): Interpolated grid: dx=1.200 mm, dy=1.200 mm

Maximum value of SAR (interpolated) = 0.835 W/kg

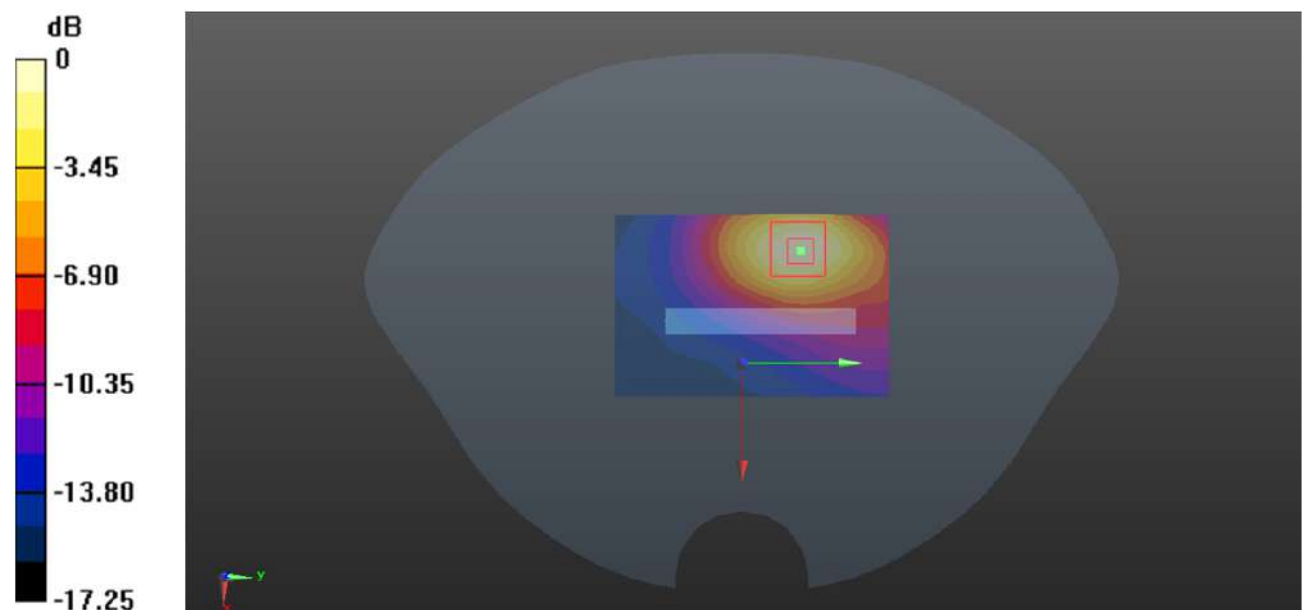
Zoom Scan (5x5x7)/Cube 0: Measurement grid: dx=8mm, dy=8mm, dz=5mm

Reference Value = 5.204 V/m; Power Drift = 0.12 dB

Peak SAR (extrapolated) = 1.03 W/kg

SAR(1 g) = 0.532 W/kg; SAR(10 g) = 0.271 W/kg

Maximum value of SAR (measured) = 0.850 W/kg



0 dB = 0.850 W/kg = -0.71 dBW/kg

Plot 89#: LTE Band 7_50%RB_Mid_Body Bottom**DUT: Smart Phone; Type: S100; Serial: CR21090082-SA-S1**

Communication System: Generic FDD-LTE; Frequency: 2535 MHz; Duty Cycle: 1:1

Medium parameters used: $f = 2535$ MHz; $\sigma = 1.878$ S/m; $\epsilon_r = 38.658$; $\rho = 1000$ kg/m³

Phantom section: Flat Section

DASY5 Configuration:

- Probe: EX3DV4 - SN7522; ConvF(7.25, 7.25, 7.25) @ 2535 MHz; Calibrated: 2021/4/19
- Sensor-Surface: 1.4mm (Mechanical Surface Detection)
- Electronics: DAE4 Sn1354; Calibrated: 2021/9/1
- Phantom: Twin SAM; Type: Twin SAM V5.0; Serial: TP:1744
- Measurement SW: DASY52, Version 52.10 (2); SEMCAD X Version 14.6.12 (7470)

Area Scan (61x91x1): Interpolated grid: dx=1.200 mm, dy=1.200 mm

Maximum value of SAR (interpolated) = 0.648 W/kg


Zoom Scan (5x5x7)/Cube 0: Measurement grid: dx=8mm, dy=8mm, dz=5mm

Reference Value = 4.650 V/m; Power Drift = 0.17 dB

Peak SAR (extrapolated) = 0.786 W/kg

SAR(1 g) = 0.408 W/kg; SAR(10 g) = 0.210 W/kg

Maximum value of SAR (measured) = 0.646 W/kg



0 dB = 0.646 W/kg = -1.90 dBW/kg

Plot 90#: 2.4G Wi-Fi Mode B_Mid_Head Left Cheek**DUT: Smart Phone; Type: S100; Serial: CR21090082-SA-S1**

Communication System: 802.11 b; Frequency: 2437 MHz; Duty Cycle: 1:1

Medium parameters used: $f = 2437$ MHz; $\sigma = 1.736$ S/m; $\epsilon_r = 39.341$; $\rho = 1000$ kg/m³

Phantom section: Left Section

DASY5 Configuration:

- Probe: EX3DV4 - SN7522; ConvF(7.25, 7.25, 7.25) @ 2437 MHz; Calibrated: 2021/4/19
- Sensor-Surface: 1.4mm (Mechanical Surface Detection)
- Electronics: DAE4 Sn1354; Calibrated: 2021/9/1
- Phantom: Twin SAM; Type: Twin SAM V5.0; Serial: TP:1744
- Measurement SW: DASY52, Version 52.10 (2); SEMCAD X Version 14.6.12 (7470)

Area Scan (81x161x1): Interpolated grid: dx=1.200 mm, dy=1.200 mm

Maximum value of SAR (interpolated) = 0.555 W/kg


Zoom Scan (6x6x7)/Cube 0: Measurement grid: dx=8mm, dy=8mm, dz=5mm

Reference Value = 6.492 V/m; Power Drift = 0.18 dB

Peak SAR (extrapolated) = 0.730 W/kg

SAR(1 g) = 0.251 W/kg; SAR(10 g) = 0.114 W/kg

Maximum value of SAR (measured) = 0.496 W/kg



0 dB = 0.496 W/kg = -3.05 dBW/kg

Plot 91#: 2.4G Wi-Fi Mode B_Mid_Head Left Tilt**DUT: Smart Phone; Type: S100; Serial: CR21090082-SA-S1**

Communication System: 802.11 b; Frequency: 2437 MHz; Duty Cycle: 1:1

Medium parameters used: $f = 2437$ MHz; $\sigma = 1.736$ S/m; $\epsilon_r = 39.341$; $\rho = 1000$ kg/m³

Phantom section: Left Section

DASY5 Configuration:

- Probe: EX3DV4 - SN7522; ConvF(7.25, 7.25, 7.25) @ 2437 MHz; Calibrated: 2021/4/19
- Sensor-Surface: 1.4mm (Mechanical Surface Detection)
- Electronics: DAE4 Sn1354; Calibrated: 2021/9/1
- Phantom: Twin SAM; Type: Twin SAM V5.0; Serial: TP:1744
- Measurement SW: DASY52, Version 52.10 (2); SEMCAD X Version 14.6.12 (7470)

Area Scan (81x161x1): Interpolated grid: dx=1.200 mm, dy=1.200 mm

Maximum value of SAR (interpolated) = 0.472 W/kg


Zoom Scan (6x6x7)/Cube 0: Measurement grid: dx=8mm, dy=8mm, dz=5mm

Reference Value = 6.516 V/m; Power Drift = 0.04 dB

Peak SAR (extrapolated) = 0.604 W/kg

SAR(1 g) = 0.199 W/kg; SAR(10 g) = 0.088 W/kg

Maximum value of SAR (measured) = 0.387 W/kg



0 dB = 0.387 W/kg = -4.12 dBW/kg

Plot 92#: 2.4G Wi-Fi Mode B_Mid_Head Right Cheek**DUT: Smart Phone; Type: S100; Serial: CR21090082-SA-S1**

Communication System: 802.11 b; Frequency: 2437 MHz; Duty Cycle: 1:1

Medium parameters used: $f = 2437$ MHz; $\sigma = 1.736$ S/m; $\epsilon_r = 39.341$; $\rho = 1000$ kg/m³

Phantom section: Right Section

DASY5 Configuration:

- Probe: EX3DV4 - SN7522; ConvF(7.25, 7.25, 7.25) @ 2437 MHz; Calibrated: 2021/4/19
- Sensor-Surface: 1.4mm (Mechanical Surface Detection)
- Electronics: DAE4 Sn1354; Calibrated: 2021/9/1
- Phantom: Twin SAM; Type: Twin SAM V5.0; Serial: TP:1744
- Measurement SW: DASY52, Version 52.10 (2); SEMCAD X Version 14.6.12 (7470)

Area Scan (81x161x1): Interpolated grid: dx=1.200 mm, dy=1.200 mm

Maximum value of SAR (interpolated) = 0.175 W/kg


Zoom Scan (5x5x7)/Cube 0: Measurement grid: dx=8mm, dy=8mm, dz=5mm

Reference Value = 6.064 V/m; Power Drift = 0.17 dB

Peak SAR (extrapolated) = 0.204 W/kg

SAR(1 g) = 0.099 W/kg; SAR(10 g) = 0.053 W/kg

Maximum value of SAR (measured) = 0.158 W/kg



0 dB = 0.158 W/kg = -8.01 dBW/kg

Plot 93#: 2.4G Wi-Fi Mode B_Mid_Head Right Tilt**DUT: Smart Phone; Type: S100; Serial: CR21090082-SA-S1**

Communication System: 802.11 b; Frequency: 2437 MHz; Duty Cycle: 1:1

Medium parameters used: $f = 2437$ MHz; $\sigma = 1.736$ S/m; $\epsilon_r = 39.341$; $\rho = 1000$ kg/m³

Phantom section: Right Section

DASY5 Configuration:

- Probe: EX3DV4 - SN7522; ConvF(7.25, 7.25, 7.25) @ 2437 MHz; Calibrated: 2021/4/19
- Sensor-Surface: 1.4mm (Mechanical Surface Detection)
- Electronics: DAE4 Sn1354; Calibrated: 2021/9/1
- Phantom: Twin SAM; Type: Twin SAM V5.0; Serial: TP:1744
- Measurement SW: DASY52, Version 52.10 (2); SEMCAD X Version 14.6.12 (7470)

Area Scan (81x161x1): Interpolated grid: dx=1.200 mm, dy=1.200 mm

Maximum value of SAR (interpolated) = 0.150 W/kg


Zoom Scan (5x5x7)/Cube 0: Measurement grid: dx=8mm, dy=8mm, dz=5mm

Reference Value = 6.220 V/m; Power Drift = 0.01 dB

Peak SAR (extrapolated) = 0.189 W/kg

SAR(1 g) = 0.084 W/kg; SAR(10 g) = 0.045 W/kg

Maximum value of SAR (measured) = 0.139 W/kg



0 dB = 0.139 W/kg = -8.57 dBW/kg

Plot 94#: 2.4G Wi-Fi Mode B_Mid_Body Back**DUT: Smart Phone; Type: S100; Serial: CR21090082-SA-S1**

Communication System: 802.11 b; Frequency: 2437 MHz; Duty Cycle: 1:1

Medium parameters used: $f = 2437$ MHz; $\sigma = 1.736$ S/m; $\epsilon_r = 39.341$; $\rho = 1000$ kg/m³

Phantom section: Flat Section

DASY5 Configuration:

- Probe: EX3DV4 - SN7522; ConvF(7.25, 7.25, 7.25) @ 2437 MHz; Calibrated: 2021/4/19
- Sensor-Surface: 1.4mm (Mechanical Surface Detection)
- Electronics: DAE4 Sn1354; Calibrated: 2021/9/1
- Phantom: Twin SAM; Type: Twin SAM V5.0; Serial: TP:1744
- Measurement SW: DASY52, Version 52.10 (2); SEMCAD X Version 14.6.12 (7470)

Area Scan (81x161x1): Interpolated grid: dx=1.200 mm, dy=1.200 mm

Maximum value of SAR (interpolated) = 0.100 W/kg

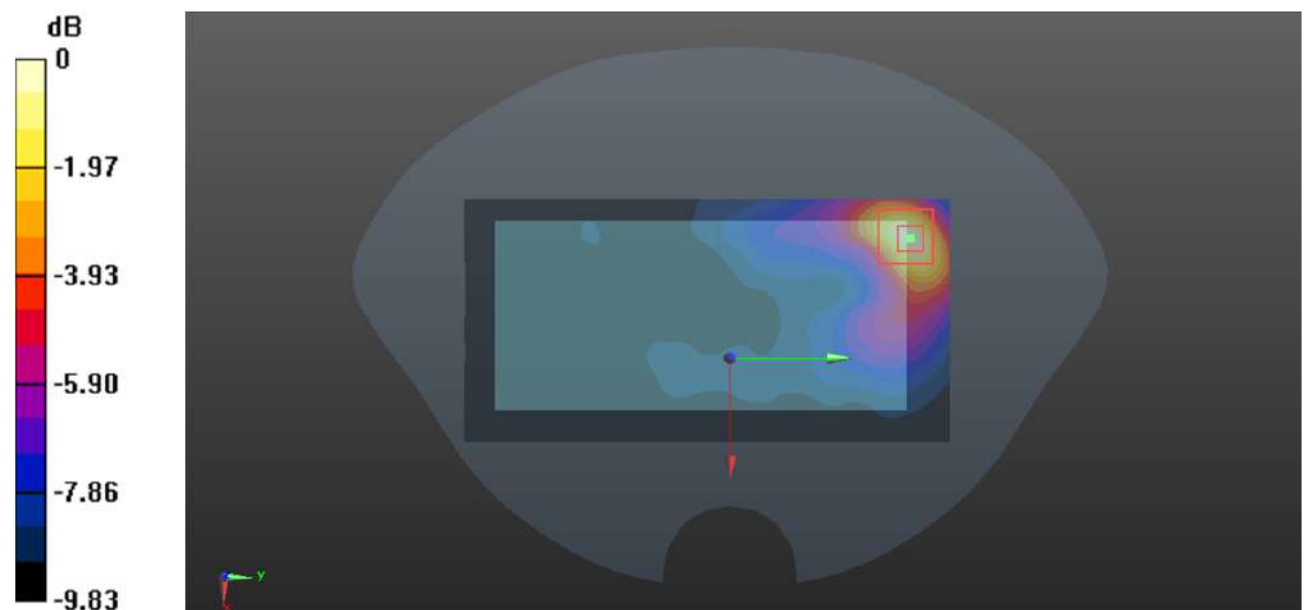
Zoom Scan (5x5x7)/Cube 0: Measurement grid: dx=8mm, dy=8mm, dz=5mm

Reference Value = 2.575 V/m; Power Drift = 0.15 dB

Peak SAR (extrapolated) = 0.138 W/kg

SAR(1 g) = 0.063 W/kg; SAR(10 g) = 0.033 W/kg

Maximum value of SAR (measured) = 0.103 W/kg



0 dB = 0.103 W/kg = -9.87 dBW/kg

Plot 95#: 2.4G Wi-Fi Mode B_Mid_Body Right**DUT: Smart Phone; Type: S100; Serial: CR21090082-SA-S1**

Communication System: 802.11 b; Frequency: 2437 MHz; Duty Cycle: 1:1

Medium parameters used: $f = 2437$ MHz; $\sigma = 1.736$ S/m; $\epsilon_r = 39.341$; $\rho = 1000$ kg/m³

Phantom section: Flat Section

DASY5 Configuration:

- Probe: EX3DV4 - SN7522; ConvF(7.25, 7.25, 7.25) @ 2437 MHz; Calibrated: 2021/4/19
- Sensor-Surface: 1.4mm (Mechanical Surface Detection)
- Electronics: DAE4 Sn1354; Calibrated: 2021/9/1
- Phantom: Twin SAM; Type: Twin SAM V5.0; Serial: TP:1744
- Measurement SW: DASY52, Version 52.10 (2); SEMCAD X Version 14.6.12 (7470)

Area Scan (51x151x1): Interpolated grid: dx=1.200 mm, dy=1.200 mm

Maximum value of SAR (interpolated) = 0.0323 W/kg

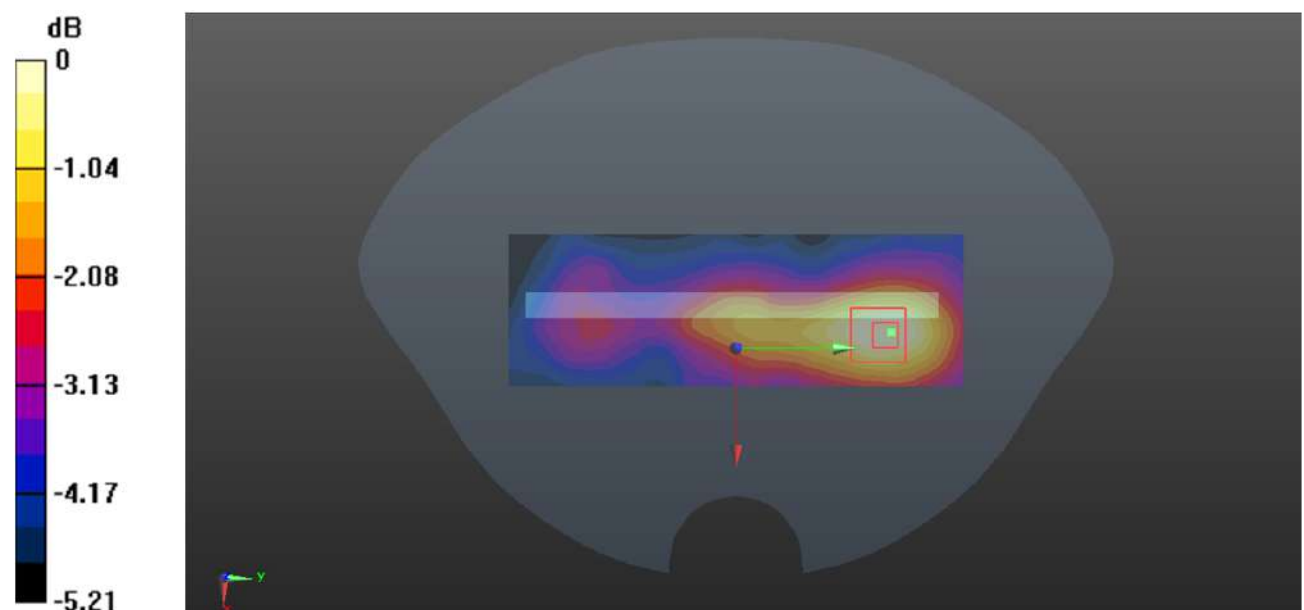
Zoom Scan (6x6x7)/Cube 0: Measurement grid: dx=8mm, dy=8mm, dz=5mm

Reference Value = 3.213 V/m; Power Drift = 0.12 dB

Peak SAR (extrapolated) = 0.0360 W/kg

SAR(1 g) = 0.024 W/kg; SAR(10 g) = 0.018 W/kg

Maximum value of SAR (measured) = 0.0311 W/kg



0 dB = 0.0311 W/kg = -15.07 dBW/kg

Plot 96#: 2.4G Wi-Fi Mode B_Mid_Body Top**DUT: Smart Phone; Type: S100; Serial: CR21090082-SA-S1**

Communication System: 802.11 b; Frequency: 2437 MHz; Duty Cycle: 1:1

Medium parameters used: $f = 2437$ MHz; $\sigma = 1.736$ S/m; $\epsilon_r = 39.341$; $\rho = 1000$ kg/m³

Phantom section: Flat Section

DASY5 Configuration:

- Probe: EX3DV4 - SN7522; ConvF(7.25, 7.25, 7.25) @ 2437 MHz; Calibrated: 2021/4/19
- Sensor-Surface: 1.4mm (Mechanical Surface Detection)
- Electronics: DAE4 Sn1354; Calibrated: 2021/9/1
- Phantom: Twin SAM; Type: Twin SAM V5.0; Serial: TP:1744
- Measurement SW: DASY52, Version 52.10 (2); SEMCAD X Version 14.6.12 (7470)

Area Scan (61x91x1): Interpolated grid: dx=1.200 mm, dy=1.200 mm

Maximum value of SAR (interpolated) = 0.0463 W/kg

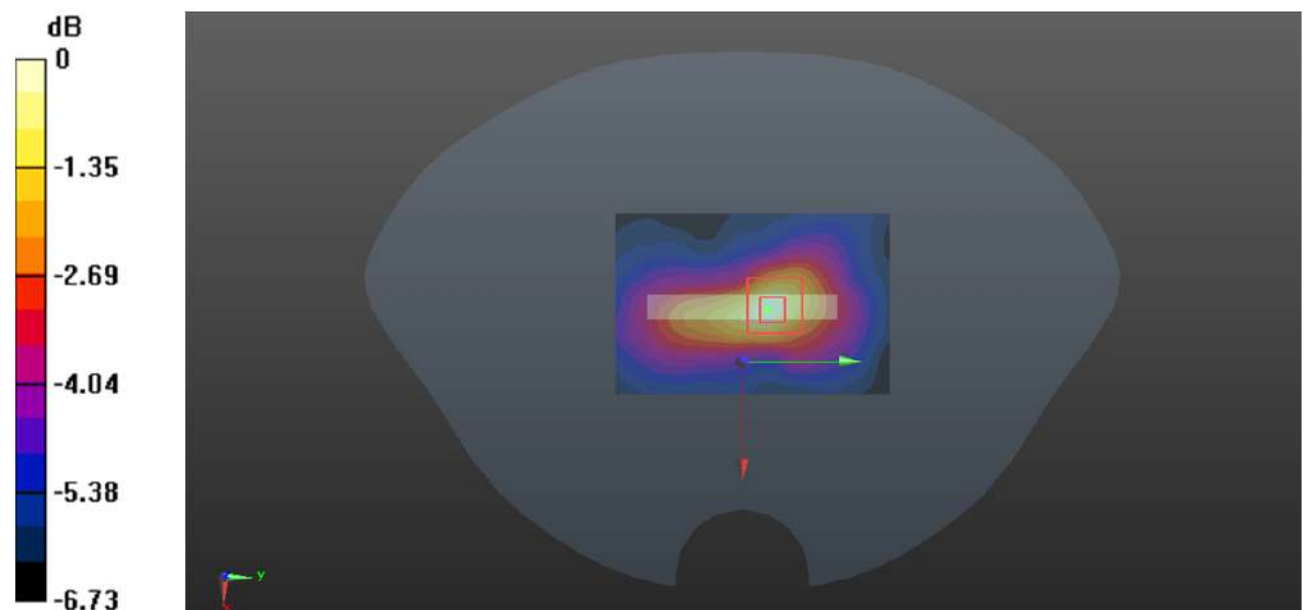
Zoom Scan (5x5x7)/Cube 0: Measurement grid: dx=8mm, dy=8mm, dz=5mm

Reference Value = 4.185 V/m; Power Drift = -0.13 dB

Peak SAR (extrapolated) = 0.0670 W/kg

SAR(1 g) = 0.030 W/kg; SAR(10 g) = 0.020 W/kg

Maximum value of SAR (measured) = 0.0479 W/kg



0 dB = 0.0479 W/kg = -13.20 dBW/kg