

APPENDIX B EUT TEST POSITION PHOTOS

Liquid depth $\geq 15\text{cm}$


Phantom Type: Triple Flat Phantom 5.1C; Model: QD 000 P51 CA; S/N: 1130




Phantom Type: Twin SAM; Model: Twin SAM V5.0; S/N: 1412



Head Left Cheek Setup Photo




Head Left Tilt Setup Photo



Head Right Check Setup Photo



Head Right Tilt Setup Photo



Body (Worn) Back Setup Photo (10mm)



Body Right Setup Photo (10mm)



Body Bottom Setup Photo (10mm)

