


---

## APPENDIX B EUT TEST POSITION PHOTOS


---

### Liquid depth $\geq 15\text{cm}$

Phantom Type: Triple Flat Phantom 5.1C; Model: QD 000 P51 CA; S/N: 1130




Phantom Type: Twin SAM; Model: Twin SAM V5.0; S/N: 1412



**Head Left Cheek Setup Photo**




**Head Left Tilt Setup Photo**




**Head Right Cheek Setup Photo**



**Head Right Tilt Setup Photo**



**Body (Worn) Back Setup Photo (10mm)**



**Body Right Setup Photo (10mm)**



**Body Bottom Setup Photo (10mm)**

