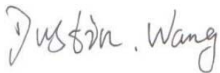
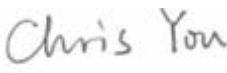



RF EXPOSURE REPORT



Report No.: 15070167-FCC-H2

Supersede Report No.: N/A

| | | |
|--|---|---|
| Applicant | HONGKONG IPRO TECH CO.,LTD | |
| Product Name | ELITE MINI | |
| Model No. | I9405 | |
| Serial No. | N/A | |
| Test Standard | FCC 2.1093 | |
| Test Date | April 15, 2015 | |
| Issue Date | April 24, 2015 | |
| Test Result | <input checked="" type="checkbox"/> Pass <input type="checkbox"/> Fail | |
| Equipment complied with the specification | <input checked="" type="checkbox"/> | |
| Equipment did not comply with the specification | <input type="checkbox"/> | |
|  |  |  |
| Dustin Wang Test Engineer | Chris You Checked By | |
| This test report may be reproduced in full only Test result presented in this test report is applicable to the tested sample only | | |

Issued by:

SIEMIC (SHENZHEN-CHINA) LABORATORIES

Zone A, Floor 1, Building 2 Wan Ye Long Technology Park

South Side of Zhoushi Road, Bao' an District, Shenzhen, Guangdong China 518108

Phone: +86 0755 2601 4629801 Email: China@siemic.com.cn

Laboratories Introduction

SIEMIC, headquartered in the heart of Silicon Valley, with superior facilities in US and Asia, is one of the leading independent testing and certification facilities providing customers with one-stop shop services for Compliance Testing and Global Certifications.



In addition to testing and certification, SIEMIC provides initial design reviews and compliance management throughout a project. Our extensive experience with China, Asia Pacific, North America, European, and International compliance requirements, assures the fastest, most cost effective way to attain regulatory compliance for the global markets.

Accreditations for Conformity Assessment

| Country/Region | Scope |
|----------------|------------------------------------|
| USA | EMC, RF/Wireless, SAR, Telecom |
| Canada | EMC, RF/Wireless, SAR, Telecom |
| Taiwan | EMC, RF, Telecom, SAR, Safety |
| Hong Kong | RF/Wireless, SAR, Telecom |
| Australia | EMC, RF, Telecom, SAR, Safety |
| Korea | EMI, EMS, RF, SAR, Telecom, Safety |
| Japan | EMI, RF/Wireless, SAR, Telecom |
| Singapore | EMC, RF, SAR, Telecom |
| Europe | EMC, RF, SAR, Telecom, Safety |

| | |
|-------------|-----------------|
| Test Report | 15070167-FCC-H2 |
| Page | 3 of 10 |

This page has been left blank intentionally.

CONTENTS

- 1. REPORT REVISION HISTORY5
- 2. CUSTOMER INFORMATION5
- 3. TEST SITE INFORMATION.....5
- 4. EQUIPMENT UNDER TEST (EUT) INFORMATION6
- 5. FCC §2.1093 - RADIOFREQUENCY RADIATION EXPOSURE EVALUATION: PORTABLE DEVICES. 8
- 5.1 RF EXPOSURE.....8
- 5.2 TEST RESULT9

1. Report Revision History

| Report No. | Report Version | Description | Issue Date |
|-----------------|----------------|-------------|----------------|
| 15070167-FCC-H2 | NONE | Original | April 24, 2015 |
| | | | |
| | | | |
| | | | |
| | | | |

2. Customer information

| | |
|------------------|--|
| Applicant Name | HONGKONG IPRO TECH CO.,LTD |
| Applicant Add | 707-713 NATHAN RD MONGKOK, HONGKONG |
| Manufacturer | shenzhen zhike communications co.,ltd |
| Manufacturer Add | 8th Floor, B Bldg. Dianzi Fuhua Jidi, Taojindi, Longsheng community, Longhua District, Shenzhen(ShangTang Metro Station Exit A LongHua Line) |

3. Test site information

| | |
|----------------------|--|
| Lab performing tests | SIEMIC (Shenzhen-China) LABORATORIES |
| Lab Address | Zone A, Floor 1, Building 2 Wan Ye Long Technology Park South Side of Zhoushi Road, Bao' an District, Shenzhen, Guangdong China 518108 |
| FCC Test Site No. | 718246 |
| IC Test Site No. | 4842E-1 |
| Test Software | Radiated Emission Program-To Shenzhen v2.0 |

4. Equipment under Test (EUT) Information

| | |
|-------------------------------|--|
| Description of EUT: | ELITE MINI |
| Main Model: | I9405 |
| Serial Model: | N/A |
| Date EUT received: | March 19, 2015 |
| Test Date(s): | April 15, 2015 |
| Antenna Gain: | UMTS-FDD Band V/GSM850: 0 dBi PCS1900/UMTS-FDD Band II: 1 dBi Bluetooth/BLE: 2 dBi WIFI: 2 dBi |
| Type of Modulation: | GSM / GPRS: GMSK EGPRS: GMSK, 8PSK UMTS-FDD: QPSK 802.11b/g/n: DSSS, OFDM Bluetooth: GFSK, π /4DQPSK, 8DPSK BLE: GFSK |
| RF Operating Frequency (ies): | GSM850 TX: 824.2 ~ 848.8 MHz; RX: 869.2 ~ 893.8 MHz PCS1900 TX: 1850.2 ~ 1909.8 MHz; RX: 1930.2 ~ 1989.8 MHz UMTS-FDD Band V TX: 826.4 ~ 846.6 MHz; RX: 871.4 ~ 891.6 MHz UMTS-FDD Band II TX: 1852.4 ~ 1907.6 MHz; RX: 1932.4 ~ 1987.6 MHz WIFI:802.11b/g/n(20M): 2412-2462 MHz WIFI:802.11n(40M): 2422-2452 MHz Bluetooth& BLE: 2402-2480 MHz |
| Number of Channels: | GSM 850: 124CH PCS1900: 299CH UMTS-FDD Band V : 102CH UMTS-FDD Band II : 277CH WIFI :802.11b/g/n(20M): 11CH |

| | |
|-------------|-----------------|
| Test Report | 15070167-FCC-H2 |
| Page | 7 of 10 |

WIFI :802.11n(40M): 7CH

Bluetooth: 79CH

BLE: 40CH

Port: Power Port, Earphone Port, USB Port

Battery:

Model: Elite mini

Spec: 3.8V 1250mAh

Input Power: Limited charger voltage: 4.35V

Adapter:

Model: NTR-S05

Input: AC 100-240V; 50/60Hz 150mA

Output: DC 5.0V; 700mA

Trade Name : IPRO

GPRS/EGPRS Multi-slot class 8/10/12

FCC ID: PQ4IPROELITEMINI

5. FCC §2.1093 - Radiofrequency radiation exposure evaluation: portable devices.

5.1 RF Exposure

Radiofrequency radiation exposure evaluation: portable devices.

Standard Requirement:

According to §15.247 (i) and §1.1307(b)(1), systems operating under the provisions of this section shall be operated in a manner that ensures that the public is not exposed to radio frequency energy level in excess of the Commission' s guidelines.

The 1-g and 10-g SAR test exclusion thresholds for 100 MHz to 6 GHz at *test separation distances* ≤ 50 mm are determined by:

$[(\text{max. power of channel, including tune-up tolerance, mW}) / (\text{min. test separation distance, mm})] \cdot [\sqrt{f_{\text{(GHz)}}}] \leq 3.0$ for 1-g SAR and ≤ 7.5 for 10-g extremity SAR,¹⁶ where

- $f_{\text{(GHz)}}$ is the RF channel transmit frequency in GHz
- Power and distance are rounded to the nearest mW and mm before calculation¹⁷
- The result is rounded to one decimal place for comparison

The test exclusions are applicable only when the minimum *test separation distance* is ≤ 50 mm and for transmission frequencies between 100 MHz and 6 GHz. When the minimum *test separation distance* is < 5 mm, a distance of 5 mm is applied to determine SAR test exclusion.

Routine SAR evaluation refers to that specifically required by § 2.1093, using measurements or computer simulation. When routine SAR evaluation is not required, portable transmitters with output power greater than the applicable low threshold require SAR evaluation to qualify for TCB approval.

$$\text{result} = P\sqrt{F} / D$$

P= Maximum turn-up power in mW

F= Channel frequency in GHz

D= Minimum test separation distance in mm

5.2 Test Result

Bluetooth Mode:

| Modulation | CH | Freq (MHz) | Conducted Power (dBm) | Tune Up Power (dBm) | Max Tune Up Power (dBm) | Max Tune Up Power (mW) | Result | Limit |
|------------|------|------------|-----------------------|---------------------|-------------------------|------------------------|--------|-------|
| GFSK | Low | 2402 | 6.442 | 6.0±1 | 7.0 | 5.01 | 1.55 | 3 |
| | Mid | 2441 | 6.385 | 6.0±1 | 7.0 | 5.01 | 1.57 | 3 |
| | High | 2480 | 5.943 | 6.0±1 | 7.0 | 5.01 | 1.58 | 3 |
| π /4 DQPSK | Low | 2402 | 5.775 | 6.0±1 | 7.0 | 5.01 | 1.55 | 3 |
| | Mid | 2441 | 5.823 | 6.0±1 | 7.0 | 5.01 | 1.57 | 3 |
| | High | 2480 | 5.259 | 6.0±1 | 7.0 | 5.01 | 1.58 | 3 |
| 8-DPSK | Low | 2402 | 5.814 | 6.0±1 | 7.0 | 5.01 | 1.55 | 3 |
| | Mid | 2441 | 5.807 | 6.0±1 | 7.0 | 5.01 | 1.57 | 3 |
| | High | 2480 | 5.297 | 6.0±1 | 7.0 | 5.01 | 1.58 | 3 |

WIFI Mode:

| Modulation | CH | Freq (MHz) | Conducted Power (dBm) | Tune Up Power (dBm) | Max Tune Up Power (dBm) | Max Tune Up Power (mW) | Result | Limit |
|---------------|------|------------|-----------------------|---------------------|-------------------------|------------------------|--------|-------|
| 802.11b | Low | 2412 | 9.68 | 8.7±1 | 9.7 | 9.333 | 2.90 | 3 |
| | Mid | 2437 | 9.61 | 8.7±1 | 9.7 | 9.333 | 2.91 | 3 |
| | High | 2462 | 9.44 | 8.7±1 | 9.7 | 9.333 | 2.93 | 3 |
| 802.11g | Low | 2412 | 9.26 | 8.7±1 | 9.7 | 9.333 | 2.90 | 3 |
| | Mid | 2437 | 9.17 | 8.7±1 | 9.7 | 9.333 | 2.91 | 3 |
| | High | 2462 | 9.62 | 8.7±1 | 9.7 | 9.333 | 2.93 | 3 |
| 802.11n (20M) | Low | 2412 | 8.99 | 8.7±1 | 9.7 | 9.333 | 2.90 | 3 |
| | Mid | 2437 | 8.81 | 8.7±1 | 9.7 | 9.333 | 2.91 | 3 |
| | High | 2462 | 8.59 | 8.7±1 | 9.7 | 9.333 | 2.93 | 3 |
| 802.11n (40M) | Low | 2422 | 8.76 | 8.7±1 | 9.7 | 9.333 | 2.90 | 3 |
| | Mid | 2437 | 9.06 | 8.7±1 | 9.7 | 9.333 | 2.91 | 3 |
| | High | 2452 | 9.18 | 8.7±1 | 9.7 | 9.333 | 2.92 | 3 |

BLE Mode:

| Modulation | CH | Freq (MHz) | Conducted Power (dBm) | Tune Up Power (dBm) | Max Tune Up Power (dBm) | Max Tune Up Power (mW) | Result | Limit |
|------------|------|------------|-----------------------|---------------------|-------------------------|------------------------|--------|-------|
| GFSK | Low | 2402 | -1.078 | -1.5±1 | -0.5 | 0.89 | 0.28 | 3 |
| | Mid | 2440 | -1.156 | -1.5±1 | -0.5 | 0.89 | 0.28 | 3 |
| | High | 2480 | -1.924 | -1.5±1 | -0.5 | 0.89 | 0.28 | 3 |

Result: Compliance

No SAR measurement is required.