

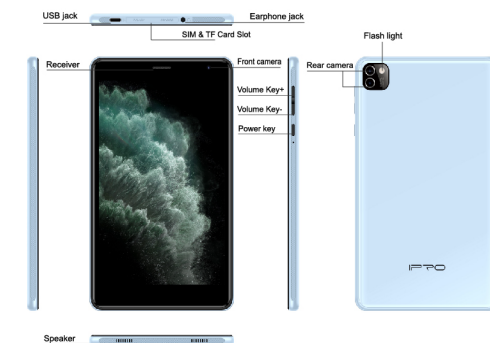
I P R O

BUQUE7S

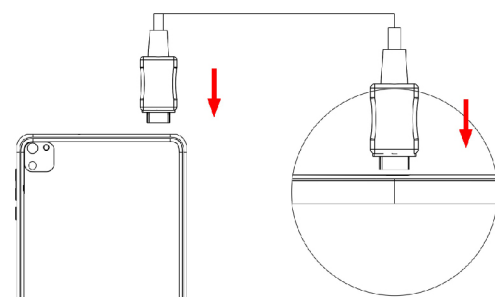
Quick Starter Guide

Quick starter guide

Device location diagram
To turn on the device, press the switch button for 2-3 seconds.



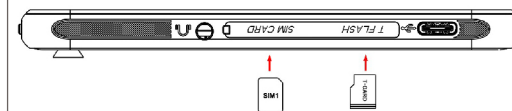
Battery Charging



Batteries must be charged before they are first used.
When charging, the charger should be close to the power socket and easy to unplug.

Insert card description

This device uses standard 1 Micro-SIM Cards and 1 TF Card
If you need to replace or purchase SIM cards, please contact the network operator.
Remove the rubber plug, please insert the SIM card and TF card as shown in the picture.



This will prevent the phone from being recognized or causing damage to the card slot.
In case the phone cannot be recognized or the card slot is damaged.
In order to avoid the tablet can not identify or cause damage to the card slot.

In the setting interface, click SIM card management, select 3G card slot settings according to needs, and easily switch 3G networks

security information

Before using the device, please read all safety information to ensure safe and correct use.
Use of an unapproved or incompatible power supply, charger or battery that may cause fire, explosion or other hazard.
When charging the device, the power sockets should be installed near the device and easily accessible.
When charging is complete or not, please disconnect the charger from the device and remove the charging from the power socket

If the device is equipped with a non-removable internal battery, do not replace the battery by yourself to avoid damaging to battery or device. The battery can only be replaced by authorized service center.

Please dispose the equipment, batteries and other accessories according to local regulations and do not treat them as domestic waste disposal. Batteries may explode if improperly disposed of.

If other types of accessories are used, it may violate the warranty terms of the device and relevant provisions of the country where the device is located, and may lead to safety accidents.

For approved accessories, please contact the authorized service center.

In order to prevent possible hearing damage, do not use high volume for a long time.

Please use the device in the temperature range of 0 °C-35 °C, and store the device and accessories in the temperature range of -20 °C-45 °C. When the ambient temperature is too high or too low, it may cause device failure.

Do not expose the device and batteries to high temperature or heating device, such as sunshine, heater, microwave oven, oven or water heater. Overheating of the battery may cause an explosion.

! Do not flashing by yourself
If the user adds the third-party ROM system or modifies the system files by cracking, the system maybe unstable and may bring security risks and threats. IPRO will not be responsible for these situations.

the cell broadcast



Enter Message menu to view Broadcast list
The purpose of cell broadcasting is to inform tablet users of the danger, such as serious threats, child abduction and so on, through some alerts issued by operators, the function is activated by default

FCC Warning

Specific Absorption Rate (SAR) information SAR tests are conducted using standard operating positions accepted by the FCC with the tablet transmitting at its highest certified power level in all tested frequency bands, although the SAR is determined at the highest certified power level, the actual SAR level of the tablet while operating can be well below the maximum value, in general, the closer you are to a wireless base station antenna, the lower the power output.
Before a new model tablet is available for sale to the public, it must be tested and certified to the FCC that it does not exceed the exposure limit established by the FCC, Tests for each tablet are performed in

positions and locations (e.g. at the ear and worn on the body) as required by the FCC.
For body-worn operation, this device has been tested and meets the FCC RF exposure guidelines when used with a plastic case.
The users must use this plastic case. The product is shipped with a plastic case. Use of other plastic cases may not ensure compliance with FCC RF exposure guidelines.

This device complies with part 15 of the FCC Rules. Operation is subject to the following two conditions:
(1) This device may not cause harmful interference, and (2) this device must accept any interference received, including interference that may cause undesired operation. Any Changes or modifications not expressly approved by the party responsible for compliance could void the user's authority to operate the equipment.
Note: This equipment has been tested and found to comply with the limits for a Class B digital device,

pursuant to part 15 of the FCC Rules. These limits are designed to provide reasonable protection against harmful interference in a residential installation. This equipment generates uses and can radiate radio frequency energy and, if not installed and used in accordance with the instructions, may cause harmful interference to radio communications. However, there is no guarantee that interference will not occur in a particular installation. If this equipment does cause harmful interference to radio or television reception, which can be determined by turning the equipment off and on, the user is encouraged to try to correct the interference by one or more of the following measures:
--Reorient or relocate the receiving antenna.
--Increase the separation between the equipment and receiver.
--Connect the equipment into an outlet on a circuit different from that to which the receiver is connected.
--Consult the dealer or an experienced radio/TV technician for help.