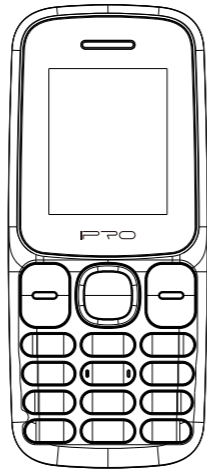
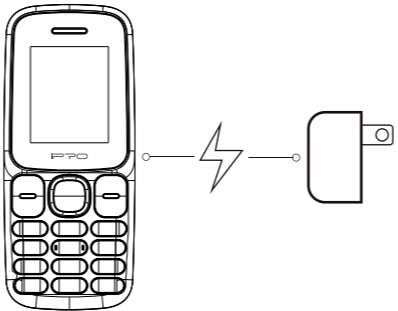
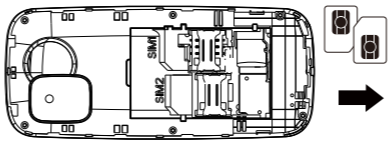
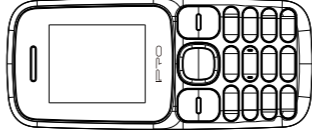
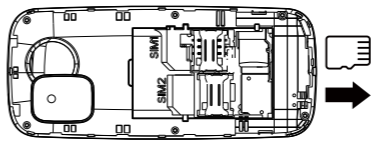
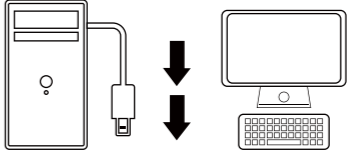

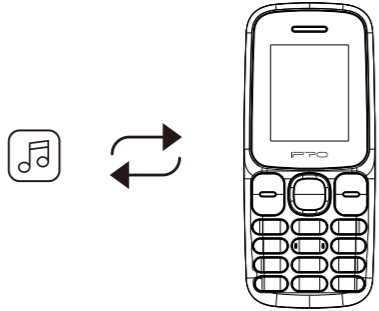
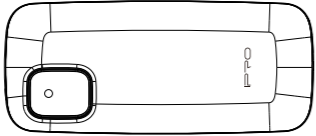
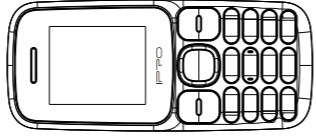


<p>P70</p> <p><b>A7MINI</b></p> <p>Quick Starter Guide</p>	<p>P70</p>  <p>Quick Starter Guide</p>	<p><b>1. CHARGE BEFORE POWERING ON IN CASE OF LOW BATTERY</b></p>  <p><b>2. INSERT SIM CARD</b></p> <p>Insert the Sim card</p> 	<p><b>3. FM RADIO</b></p>  <p>(((•))) Built in Antenna</p> <p><b>4. AUDIO PLAYER</b></p> <p>1. Insert the micro SD card</p> 	<p>2. Connect the phone with the computer via USB.</p>  
--	--	---	--	--

<p>3. Copy and transfer music files</p>  <p>4. Enjoy the audio player</p> <p><b>5. 3D stereo sound</b></p> 	<p><b>6.the cell broadcast</b></p>  <p>Enter Message menu to view Broadcast list</p> <p>The purpose of cell broadcasting is to inform mobile phone users of the danger, such as serious threats, child abduction and so on, through some alerts issued by operators,the function is activated by default</p> <p><b>FCC Warning</b></p> <p>Specific Absorption Rate (SAR) information SAR tests are conducted using standard operating positions accepted by the FCC with the phone transmitting at its highest certified power level in all tested frequency bands, although the SAR is determined at the highest certified power level, the actual SAR level of the phone while operating can be well below the maximum value, in general, the closer you are to a wireless</p>	<p>base station antenna, the lower the power output. Before a new model phone is available for sale to the public, it must be tested and certified to the FCC that it does not exceed the exposure limit established by the FCC, Tests for each phone are performed in positions and locations (e.g. at the ear and worn on the body)as required by the FCC.</p> <p>For body worn operation, this mobile phone has been tested and meets the FCC RF exposure guidelines when used with an accessory designated for this product or when used with an accessory that contains no metal and that positions the handset a minimum of 5mm from the body.</p> <p>This device complies with part 15 of the FCC Rules. Operation is subject to the following two conditions: (1) This device may not cause harmful interference, and (2) this device must accept any interference received, including interference that may cause undesired operation. Any Changes or modifications not expressly approved by the party responsible for compliance could void the user's authority to operate the equipment.</p>	<p>Note: This equipment has been tested and found to comply with the limits for a Class B digital device, pursuant to part 15 of the FCC Rules. These limits are designed to provide reasonable protection against harmful interference in a residential installation. This equipment generates uses and can radiate radio frequency energy and, if not installed and used in accordance with the instructions, may cause harmful interference to radio communications. However, there is no guarantee that interference will not occur in a particular installation. If this equipment does cause harmful interference to radio or television reception, which can be determined by turning the equipment off and on, the user is encouraged to try to correct the interference by one or more of the following measures:</p> <ul style="list-style-type: none"> <li>--Reorient or relocate the receiving antenna.</li> <li>--Increase the separation between the equipment and receiver.</li> <li>--Connect the equipment into an outlet on a circuit different from that to which the receiver is connected.</li> <li>--Consult the dealer or an experienced radio/TV technician for help.</li> </ul>	<p><b>Quick Starter Guide</b></p>
---	--	---	--	-----------------------------------