



The Photos of SAR test

HONG KONG IPRO TECHNOLOGY CO., LIMITED

Mobile phone

Model Name: A3

Marketing Name: IPRO

FCC ID: PQ4IPROA3

with

Hardware Version: V2.0

Software Version: A3_IPRO_3G_W25_V0.6

Test Laboratory:

TMC Beijing, Telecommunication Metrology Center of MIIT

No. 52, Huayuan Bei Road, Haidian District, Beijing, P. R. China 100191.


Tel:+86(0)10-62304633-2079, Fax:+86(0)10-62304633 Email:welcome@emcite.com. www.emcite.com




Picture 1: front side of the sample



Picture 2: back side of the sample




Picture 3: Left Hand Touch Cheek Position



Picture 4: Left Hand Tilt 15° Position




Picture 5: Right Hand Touch Cheek Position




Picture 6: Right Hand Tilt 15° Position

Test positions for body:

The Body SAR is tested at the following 2 test positions all with the distance =10mm between the EUT and the phantom bottom:



Picture 7: Toward Phantom



Picture 8: Toward Ground