
APPENDIX 3: Photographs of test setup

Radiated Emission



Photo 1




Photo 2

Radiated Emission



Photo 1




Photo 2

Worst Case Position

Below 30 MHz: Tag Vertical
Above 30 MHz: Tag Horizontal

With Tag: Horizontal



With Tag: Vertical



Without Tag



Frequency Tolerance



Photo 1




Photo 2

End of Report