



1. Photographs of Conducted Emissions Test Configuration

Dipole


Front view



Side view




Under table view




PIFA


Front view



Side view



Under table view




2. Photographs of Radiated Emissions Test Configuration


For radiated emissions 30MHz~1GHz

Dipole

Front view




Rear view




PIFA

Front view




Rear view




For radiated emissions above 1GHz
Dipole


Front view



Rear view




EUT take a close-up




PIFA

Front view



Rear view



————THE END————