

1. Photographs of Conducted Emissions Test Configuration

Front view



Side view



Under table view




2. Photographs of Radiated Emissions Test Configuration


For radiated emissions 30MHz~1GHz

Dipole

Front view




Rear view



For radiated emissions above 1GHz
Dipole


Front view



Rear view




EUT take a close-up




For radiated emissions 30MHz~1GHz
PCB

Front view




Rear view



For radiated emissions above 1GHz
PCB

Front view



Rear view



EUT take a close-up

