


1. Photographs of Conducted Emissions Test Configuration

Adapter mode

Front view



Side view



Under table view



PoE mode



Front view



Side view

Under table view




2. Photographs of Radiated Emissions Test Configuration


For radiated emissions 30MHz~1GHz

Adapter mode


Front view




Rear view



PoE mode




Front view




Rear view

For radiated emissions above 1GHz
Adapter mode

Front view



Rear view



————THE END————