

***802.11 a/b/g/n, 2.4G/5G 3T3R Wireless Module***

***WN6508A***

***User's Manual***

## **REGULATORY STATEMENTS**

### **FCC Certification**

The United States Federal Communication Commission (FCC) and the Canadian Department of Communications have established certain rules governing the use of electronic equipment.

Part15, Class B

This device complies with Part 15 of FCC rules. Operation is subject to the following two conditions:

- 1) This device may not cause harmful interference, and
- 2) This device must accept any interference received, including interference

that may cause undesired operation. This equipment has been tested and found to comply with the limits for a Class B digital device, pursuant to Part15 of the FCC Rules. These limits are designed to provide reasonable protection against harmful interference in a residential installation. This equipment generates uses and can radiate radio frequency energy, and if not installed and used in accordance with the instructions, may cause harmful interference to radio communications. However, there is no guarantee that interference will not occur in a particular installation. If this equipment does cause harmful interference to radio or television reception, which can be determined by turning off and on, the user is encouraged to try to correct the interference by one or more of the following measures:

- Reorient or relocate the receiving antenna.
- Increase the separation between the equipment and receiver.
- Connect the equipment into an outlet on a circuit different from that to which the receiver is connected.
- Consult the dealer or an experienced radio/TV technician for help.

**Warning: Changes or modifications to this unit not expressly approved by the party responsible for compliance could void the user authority to operate the equipment.**



**CAUTION**

1. This Transmitter must not be co-located or operating in conjunction with any other antenna or transmitter.
2. For product available in the USA market, only channel 1~11 can be operated. Selection of other channels is not possible.

**IMPORTANT NOTE:**

This module is intended for OEM integrator. The OEM integrator is still responsible for the FCC compliance requirement of the end product, which integrates this module.

20cm minimum distance has to be able to be maintained between the antenna and the users for the host this module is integrated into. Under such configuration, the FCC radiation exposure limits set forth for an population/uncontrolled environment can be satisfied.

Any changes or modifications not expressly approved by the manufacturer could void the user's authority to operate this equipment.

The operation frequency of the device is in the 5150-5250 MHz band is for indoor use only. A warning message should be provided in the user's manual.

**Canada, Industry Canada (IC) Notices**

This Class B digital apparatus complies with Canadian ICES-003 and RSS-210. Operation is subject to the following two conditions: (1) this device may not cause interference, and (2) this device must accept any interference, including interference that may cause undesired operation of the device.

**Radio Frequency (RF) Exposure Information**

The radiated output power of the Wireless Device is below the Industry Canada (IC) radio frequency exposure limits. The Wireless Device should be used in such a manner such that the potential for human contact during normal operation is minimized.

This device has also been evaluated and shown compliant with the IC RF Exposure limits under mobile exposure conditions. (antennas are greater than 20cm from a person's body).

This device has been certified for use in Canada. Status of the listing in the Industry Canada's REL (Radio Equipment List) can be found at the following web address:

<http://www.ic.gc.ca/app/sitt/reltel/srch/nwRdSrch.do?lang=eng>

Additional Canadian information on RF exposure also can be found at the following web address: <http://www.ic.gc.ca/eic/site/smt-gst.nsf/eng/sf08792.html>

**Canada, avis d'Industry Canada (IC)**

Cet appareil numérique de classe B est conforme aux normes canadiennes ICES-003 et RSS-210.

Son fonctionnement est soumis aux deux conditions suivantes : (1) cet appareil ne doit pas causer d'interférence et (2) cet appareil doit accepter toute interférence, notamment les interférences qui peuvent affecter son fonctionnement.

**Informations concernant l'exposition aux fréquences radio (RF)**

La puissance de sortie émise par l'appareil de sans fil Dell est inférieure à la limite d'exposition aux fréquences radio d'Industry Canada (IC). Utilisez l'appareil de sans fil Dell de façon à minimiser les contacts humains lors du fonctionnement normal.

Ce périphérique a également été évalué et démontré conforme aux limites d'exposition aux RF d'IC dans des conditions d'exposition à des appareils mobiles (les antennes se situent à moins de 20 cm du corps d'une personne).

Ce périphérique est homologué pour l'utilisation au Canada. Pour consulter l'entrée correspondant à l'appareil dans la liste d'équipement radio (REL - Radio Equipment List) d'Industry Canada rendez-vous sur:

<http://www.ic.gc.ca/app/sitt/reltel/srch/nwRdSrch.do?lang=eng>

Pour des informations supplémentaires concernant l'exposition aux RF au Canada rendez-vous sur : <http://www.ic.gc.ca/eic/site/smt-gst.nsf/eng/sf08792.html>

## INTRODUCTION

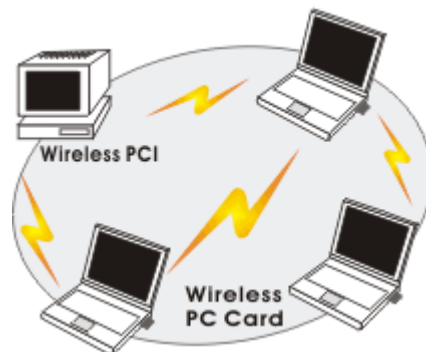
The **Atheros 802.11n Wireless Adapter** is a device that allows you connect your computer to a wireless local area network (LAN). A wireless LAN allows your system to use wireless Radio Frequency (RF) technology to transmit and receive data without physically attaching to the network. The Wireless protocols that come with this product ensure data security and isolation from interference generated by other radio frequencies.

This card also allows you to take full advantage of your computer's mobility with access to real-time information and online services anytime and anywhere. In addition, this device eliminates the bother of pulling cable through walls and under furniture. It even allows you to place your system in locations where cabling is impossible. Modifying and augmenting networks has never been so easy.

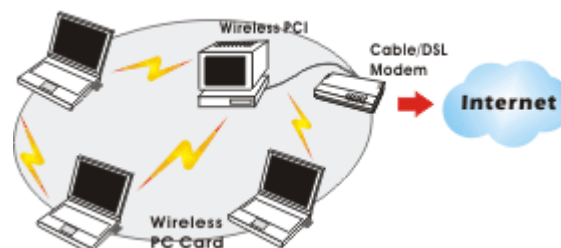
### Wireless Network Options

#### The Peer-to-Peer Network

This network installation lets you set a small wireless workgroup easily and quickly. Equipped with wireless PC Cards or wireless PCI, you can share files and printers between each PC and laptop.

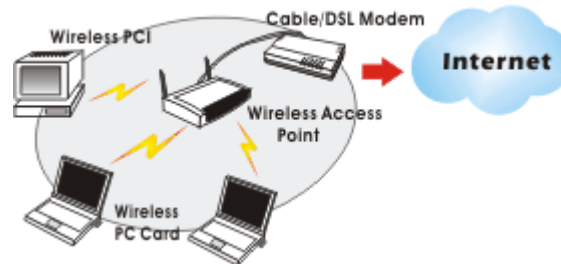


You can also use one computer as an Internet Server to connect to a wired global network and share files and information with other computers via a wireless LAN.



### **The Access Point Network**

The network installation allows you to share files, printers, and Internet access much more conveniently. With Wireless LAN Cards, you can connect wireless LAN to a wired global network via an **Access Point**.



## **SOFTWARE INSTALLATION**

### **Install the device**

1. Make sure the computer is turned off. Remove the expansion slot cover from the computer.
2. After the device has been connected to your computer, turn on your computer. Windows will detect the new hardware and then automatically copy all of the files needed for networking.

## **Install the Driver & Utility**

1. Exit all Windows programs. Insert the included CD-ROM into your computer. The CD-ROM will run automatically.
2. Manually install driver from Device Manager.

## **HARDWARE INSTALLATION**

To verify if the device exists in your computer and is enabled, go to **Start → Control Panel → System (Hardware) → Device Manager**. Expand the **Network Adapters** category. If the **Atheros 802.11n Wireless Adapter** is listed here, it means that your device is properly installed and enabled.

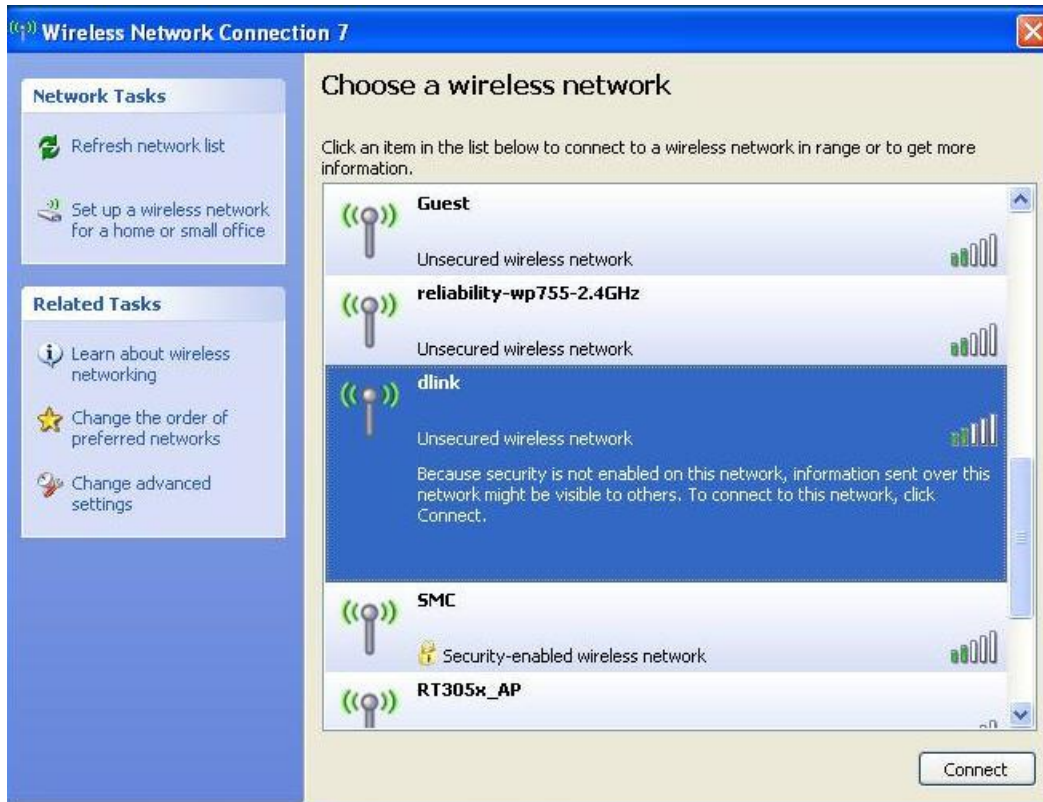
## NETWORK CONNECTION

Once the device driver is well installed, a network setting described in the following should be also established.

1. Click the Wireless icon to enable Windows Zero Configure.



2. Select the AP then click the **Connect**





3. Surfing the Internet after completing connection.

