

# WN4520L-D

# ANTENNA DATA SHEET

Sony Corporation

Model Name: WN4520L-D


Manufacturer: Sony Corporation

Manufacturer Address: 1-7-1 Konan  
Minato-ku Tokyo  
108-0075 Japan

Country of Origin: Malaysia

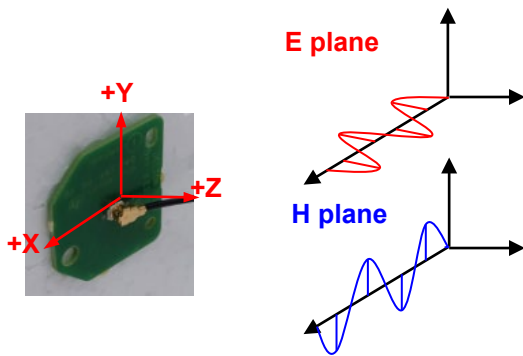
## 1. Specification

Item	Characteristics
Frequency Range	5.15 ~ 5.85 GHz
Input Impedance	50 $\Omega$
V.S.W.R	< 3.0
Polarization	linear polarization
Temperature	-10°C to 85°C



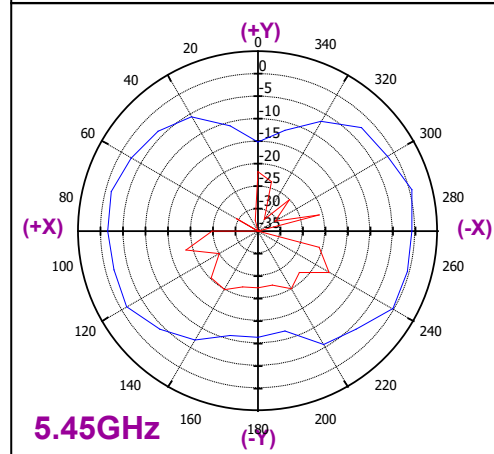
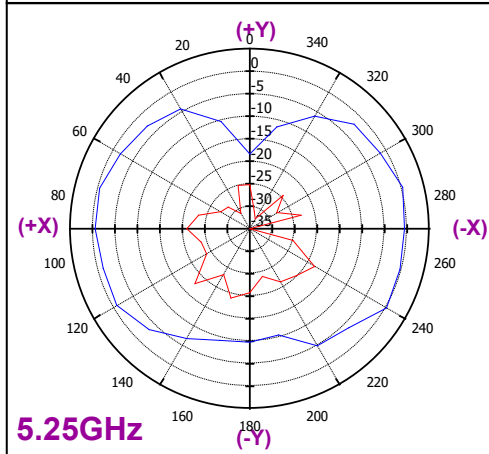
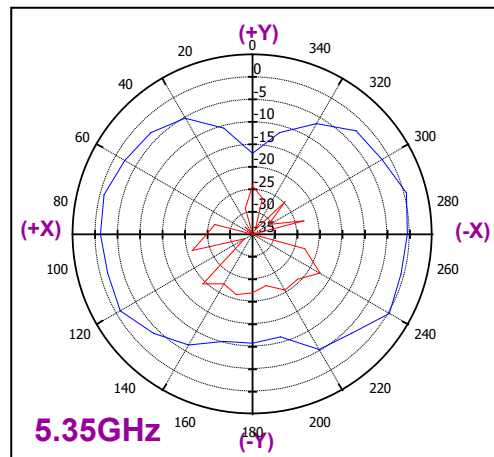
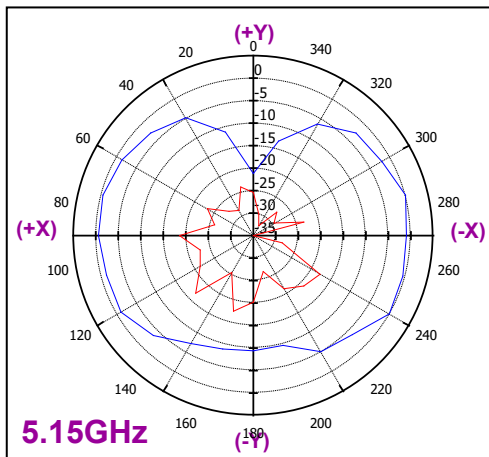
Size (W X H X D) =  
22 X 25 X 1.0 [mm]

# 2. X-Y plane radiation pattern

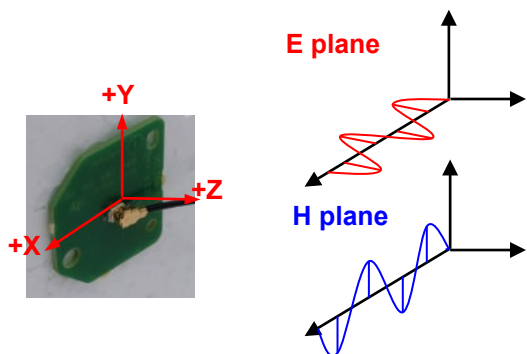


Freq. (GHz)	Peak Gain (dBi)		Ave Gain (dBi)	
	E	H	E	H
5.15	-16.90	-0.03	-24.71	-5.58
5.25	-17.72	0.21	-24.81	-5.22
5.35	-17.76	0.32	-26.53	-5.40
5.45	-16.66	0.43	-26.17	-5.57

Antenna Cable (L = 100mm) included

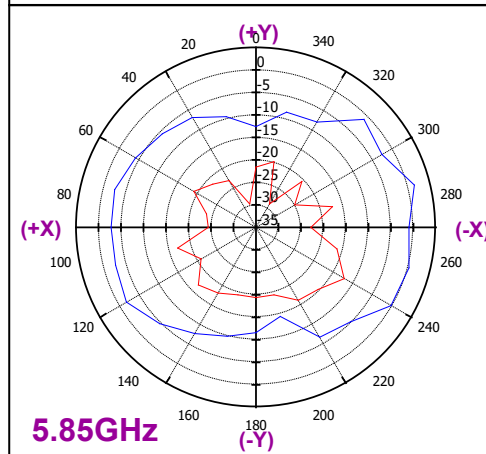
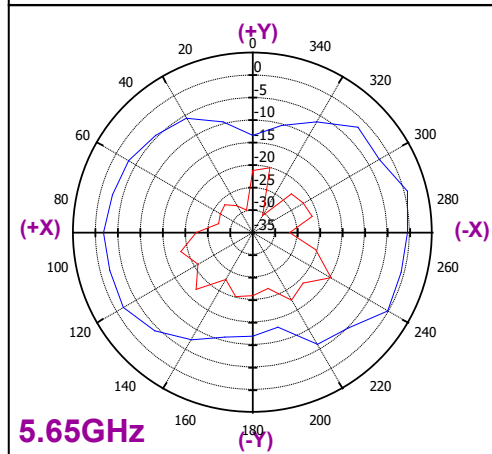
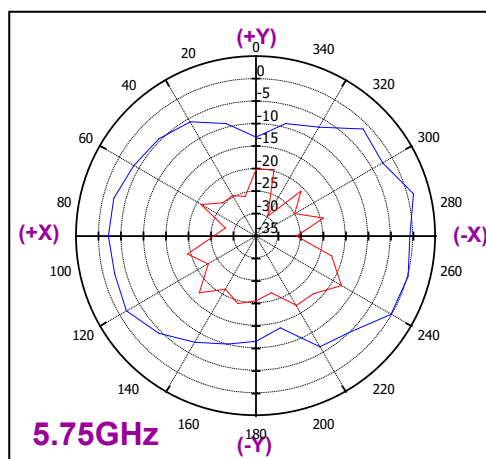
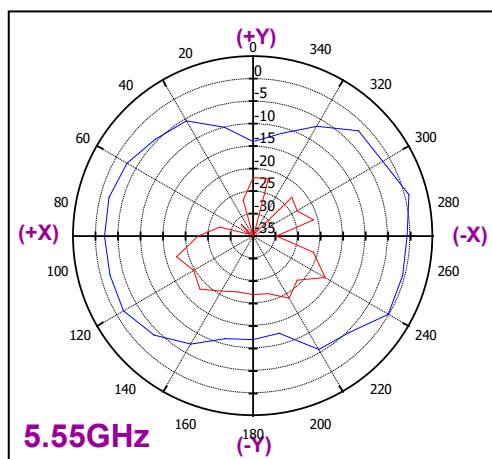


# 2. X-Y plane radiation pattern

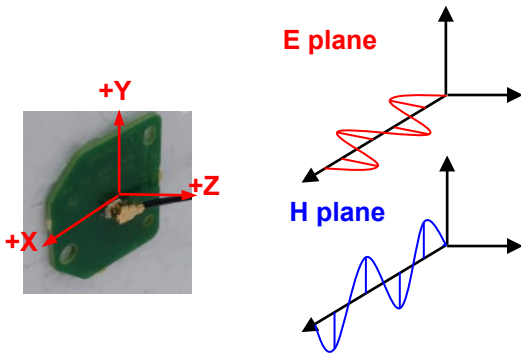


Freq. (GHz)	Peak Gain (dBi)		Ave Gain (dBi)	
	E	H	E	H
5.55	-16.60	0.73	-24.49	-5.56
5.65	-14.92	0.71	-22.48	-5.59
5.75	-12.99	1.19	-21.53	-5.49
5.85	-12.27	1.41	-20.42	-5.65

Antenna Cable (L = 100mm) included

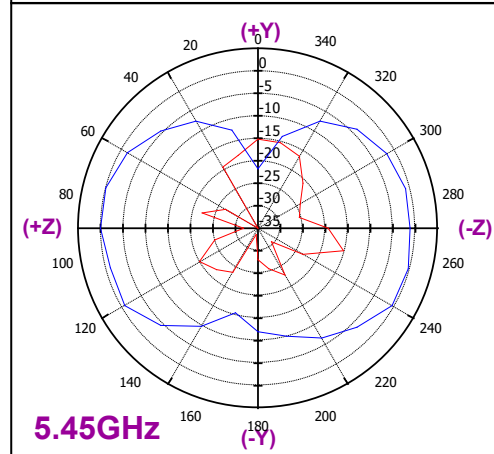
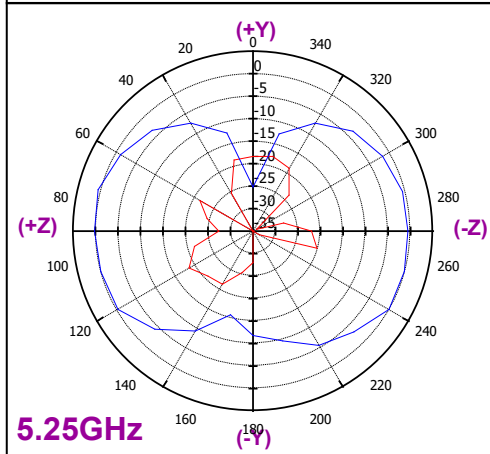
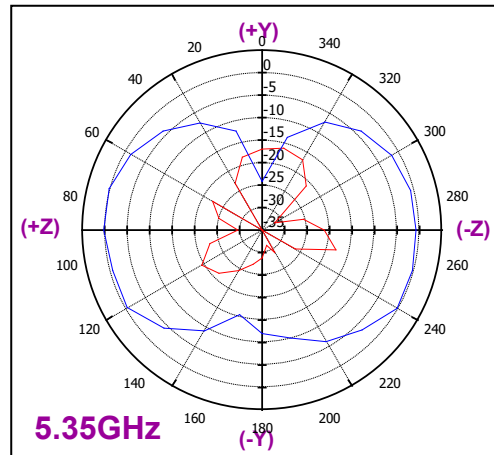
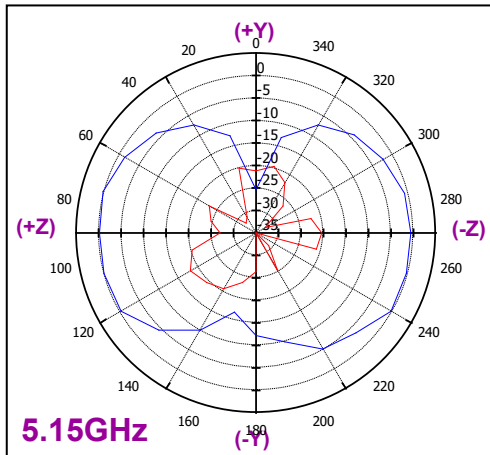


# 2. Y-Z plane radiation pattern

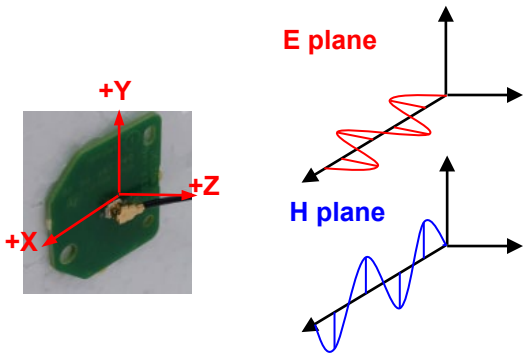


Freq. (GHz)	Peak Gain (dBi)		Ave Gain (dBi)	
	E	H	E	H
5.15	-18.09	0.28	-25.41	-6.69
5.25	-17.77	0.53	-25.36	-6.43
5.35	-16.20	0.18	-24.55	-6.57
5.45	-15.25	-0.04	-23.05	-6.57

Antenna Cable (L = 100mm) included

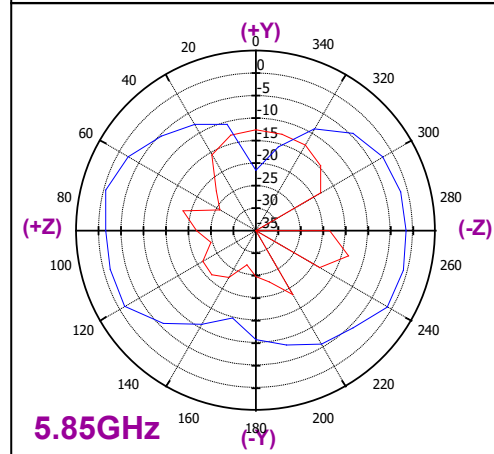
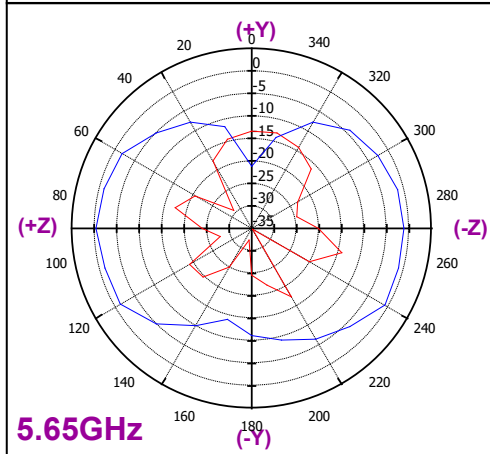
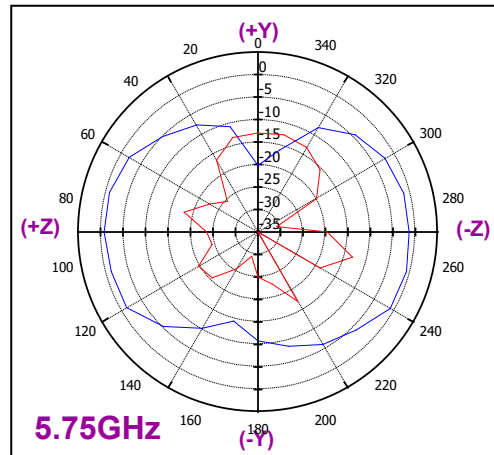
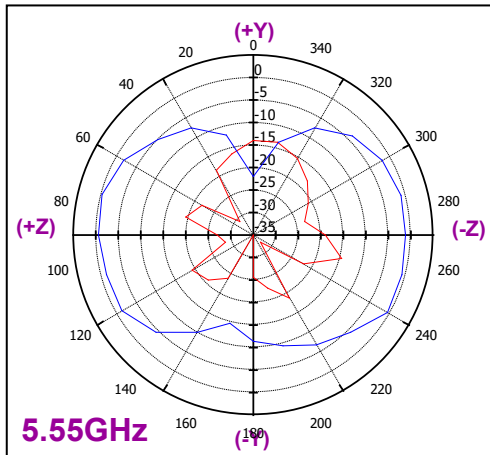


# 2. Y-Z plane radiation pattern

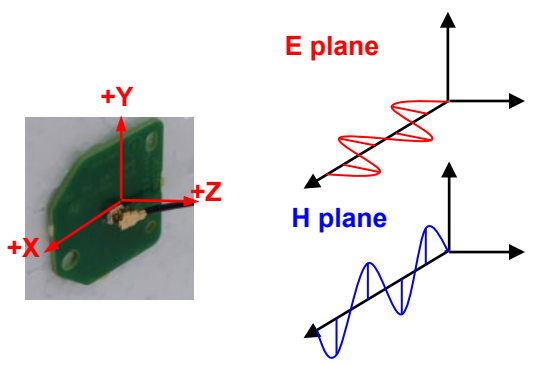


Freq. (GHz)	Peak Gain (dBi)		Ave Gain (dBi)	
	E	H	E	H
5.55	-13.77	-0.25	-21.53	-6.62
5.65	-13.09	-0.43	-20.75	-6.64
5.75	-12.73	-0.75	-20.50	-6.62
5.85	-12.67	-0.48	-20.49	-6.87

Antenna Cable (L = 100mm) included

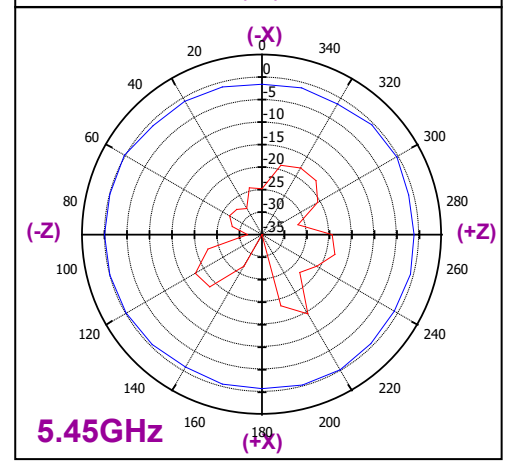
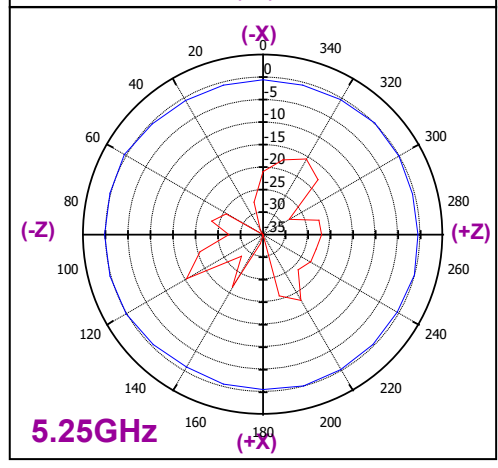
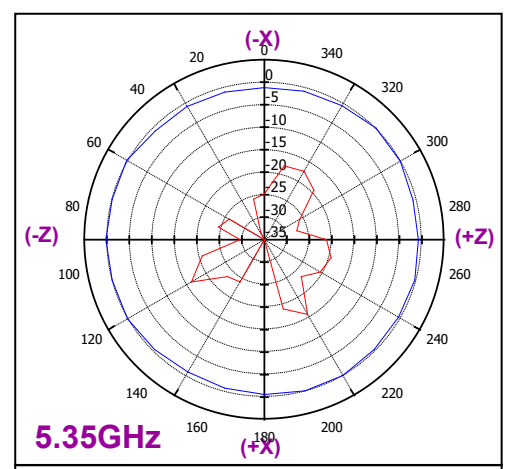
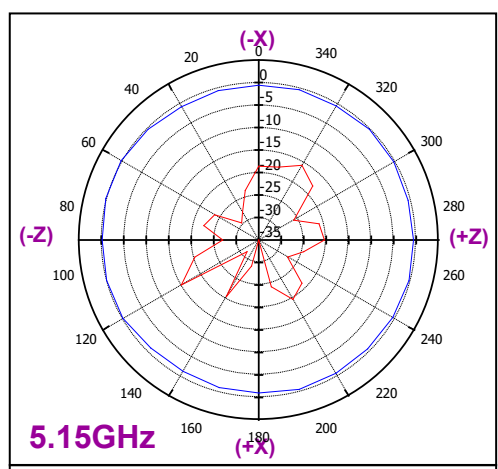


# 2. Z-X plane radiation pattern

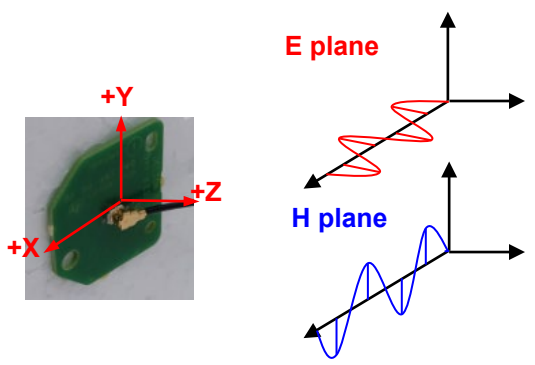


Freq. (GHz)	Peak Gain (dBi)		Ave Gain (dBi)	
	E	H	E	H
5.15	-15.13	0.36	-23.32	-0.53
5.25	-15.45	0.67	-24.14	-0.34
5.35	-15.89	0.35	-24.77	-0.48
5.45	-14.75	0.28	-24.07	-0.74

Antenna Cable (L = 100mm) included



# 2. Z-X plane radiation pattern



Freq. (GHz)	Peak Gain (dBi)		Ave Gain (dBi)	
	E	H	E	H
5.55	-13.15	-0.15	-22.02	-0.92
5.65	-11.32	0.14	-20.75	-0.82
5.75	-9.94	0.24	-20.56	-0.92
5.85	-9.55	0.01	-19.58	-1.25

Antenna Cable (L = 100mm) included

