

## 1. Photographs of Conducted Emissions Test Configuration


Front view



Rear view



**Side view**




## 2. Photographs of Radiated Emissions Test Configuration


For radiated emissions 9kHz~30MHz

Big board

Front view




Rear view






For radiated emissions 30MHz~1GHz  
Big board

**Front view**




**Rear view**



For radiated emissions above 1GHz  
Big board

**Front view**




**Rear view**






For radiated emissions 9kHz~30MHz  
Small board

**Front view**




**Rear view**




For radiated emissions 30MHz~1GHz  
Small board

Front view




Rear view





For radiated emissions above 1GHz  
Small board

**Front view**



**Rear view**

