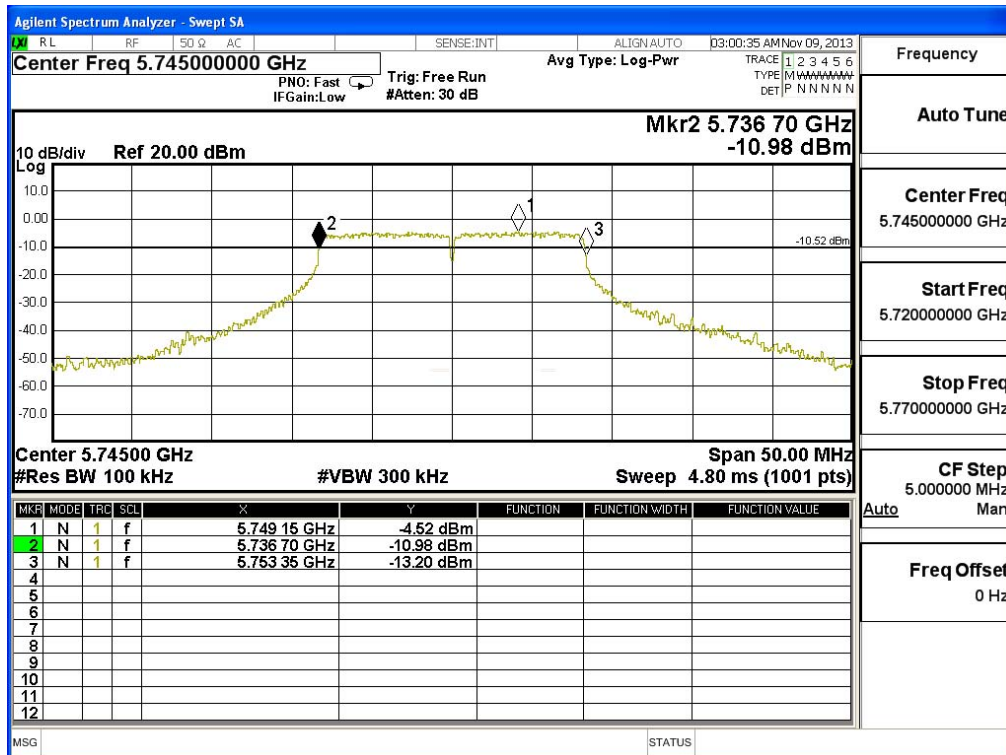


Product : AerialCast
 Test Item : Occupied Bandwidth Data
 Test Site : No.3 OATS
 Test Mode : Mode 3: Transmit - 802.11a 6Mbps (5745MHz)

Channel No.	Frequency (MHz)	Measurement Level (kHz)	Required Limit (kHz)	Result
149	5745.00	16650	>500	Pass

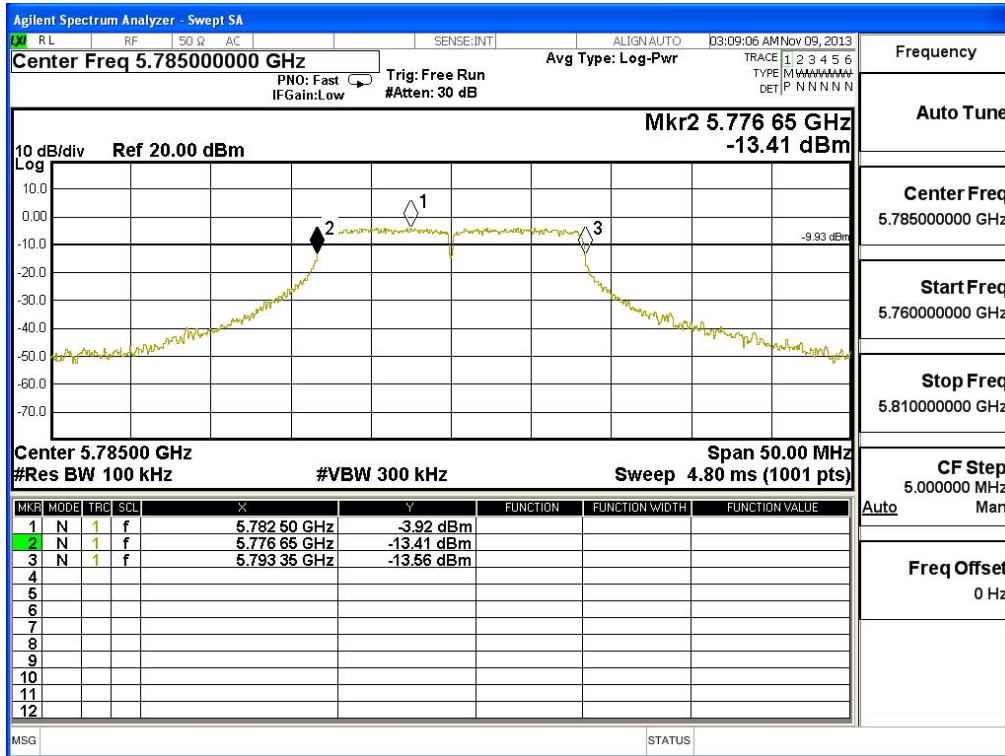
Figure Channel 149:



Product : AerialCast
 Test Item : Occupied Bandwidth Data
 Test Site : No.3 OATS
 Test Mode : Mode 3: Transmit - 802.11a 6Mbps (5785MHz)

Channel No.	Frequency (MHz)	Measurement Level (kHz)	Required Limit (kHz)	Result
157	5785.00	16650	>500	Pass

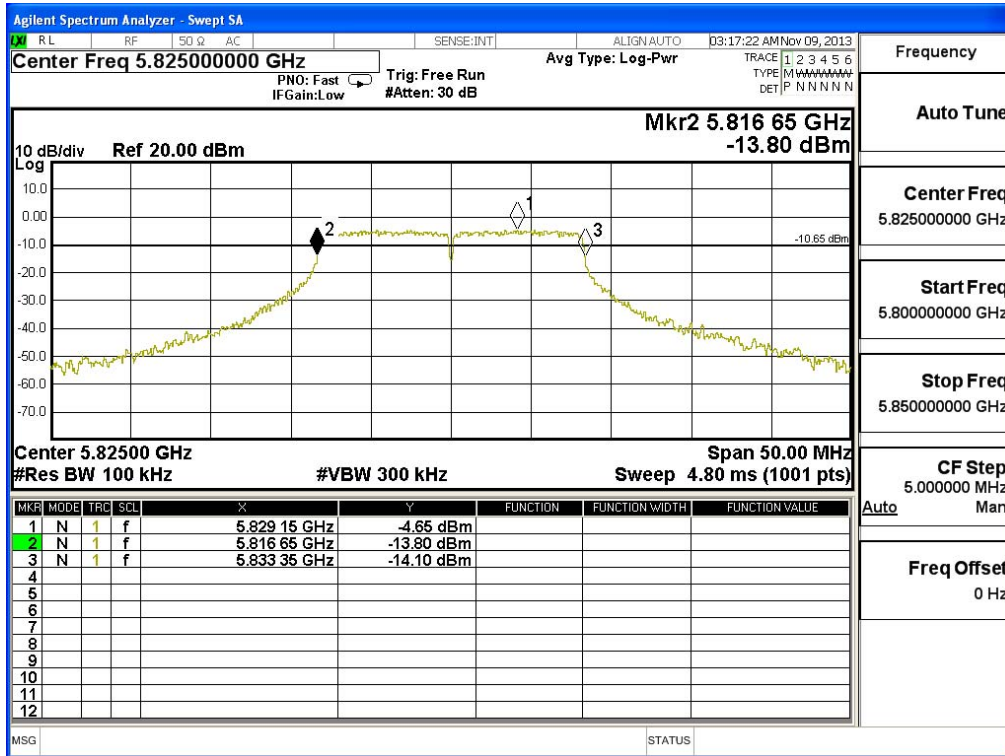
Figure Channel 157:



Product : AerialCast
 Test Item : Occupied Bandwidth Data
 Test Site : No.3 OATS
 Test Mode : Mode 3: Transmit - 802.11a 6Mbps (5825MHz)

Channel No.	Frequency (MHz)	Measurement Level (kHz)	Required Limit (kHz)	Result
165	5825.00	16670	>500	Pass

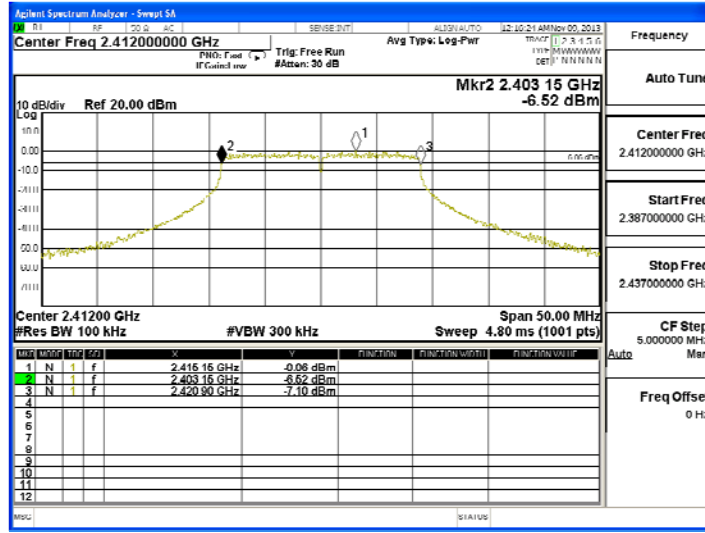
Figure Channel 165:



Product : AerialCast
 Test Item : Occupied Bandwidth Data
 Test Site : No.3 OATS
 Test Mode : Mode 4: Transmit - 802.11n-20BW_14.4Mbps(2.4G Band) (2412MHz)

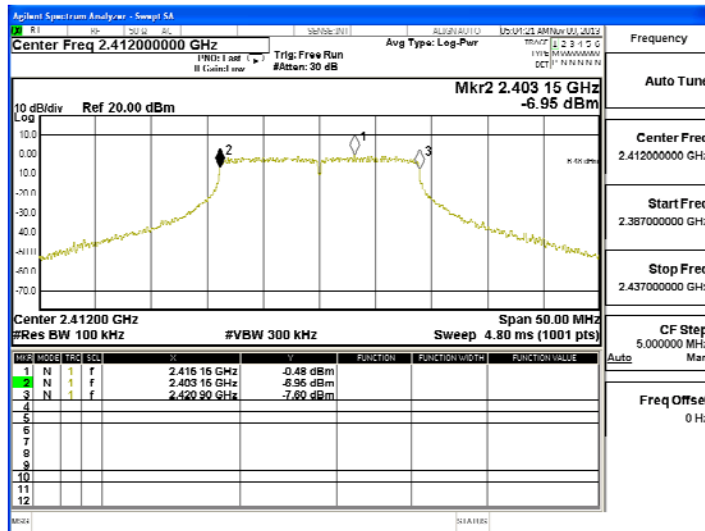
Channel No.	Frequency (MHz)	Measurement Level (kHz)	Required Limit (kHz)	Result
1	2412.00	17750	>500	Pass

Figure Channel 1: (Chain A)



Channel No.	Frequency (MHz)	Measurement Level (kHz)	Required Limit (kHz)	Result
1	2412.00	17750	>500	Pass

Figure Channel 1: (Chain B)



Product : AerialCast
 Test Item : Occupied Bandwidth Data
 Test Site : No.3 OATS
 Test Mode : Mode 4: Transmit - 802.11n-20BW_14.4Mbps(2.4G Band) (2437MHz)

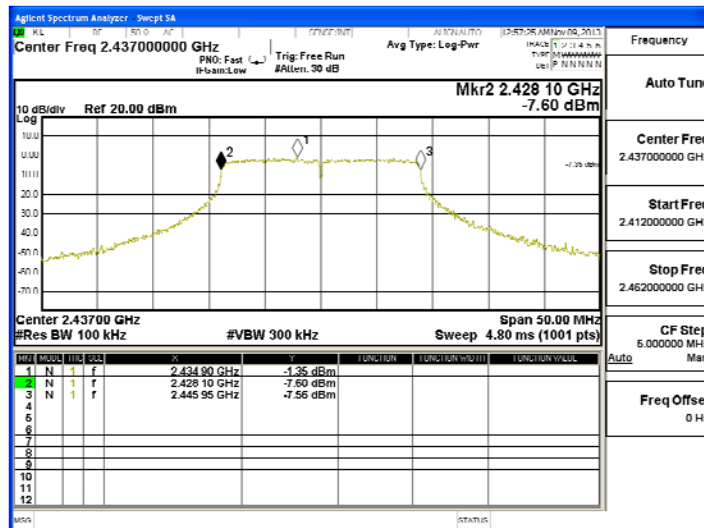
Channel No.	Frequency (MHz)	Measurement Level (kHz)	Required Limit (kHz)	Result
6	2437.00	17750	>500	Pass

Figure Channel 6: (Chain A)



Channel No.	Frequency (MHz)	Measurement Level (kHz)	Required Limit (kHz)	Result
6	2437.00	17850	>500	Pass

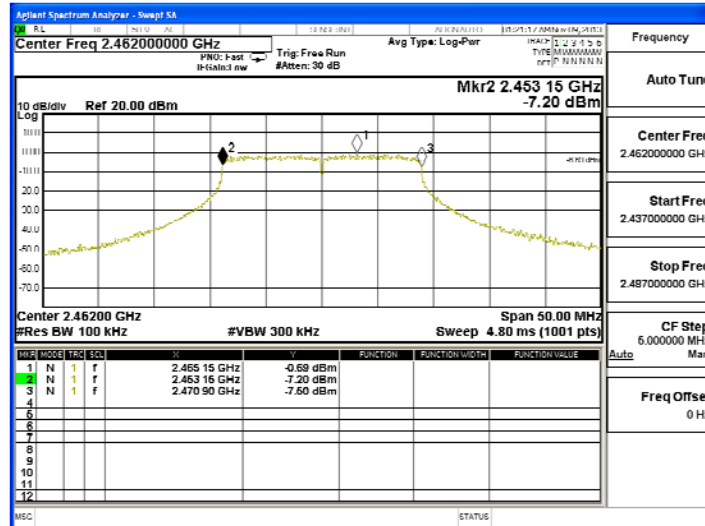
Figure Channel 6: (Chain B)



Product : AerialCast
 Test Item : Occupied Bandwidth Data
 Test Site : No.3 OATS
 Test Mode : Mode 4: Transmit - 802.11n-20BW_14.4Mbps(2.4G Band) (2462MHz)

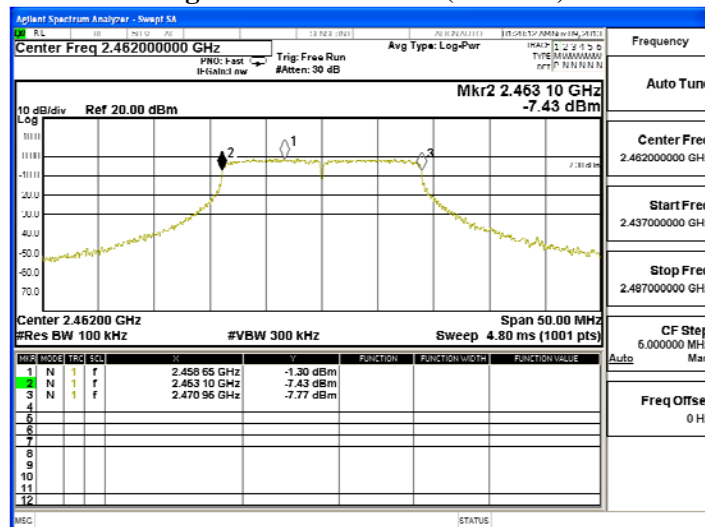
Channel No.	Frequency (MHz)	Measurement Level (kHz)	Required Limit (kHz)	Result
11	2462.00	17750	>500	Pass

Figure Channel 11: (Chain A)



Channel No.	Frequency (MHz)	Measurement Level (kHz)	Required Limit (kHz)	Result
11	2462.00	17850	>500	Pass

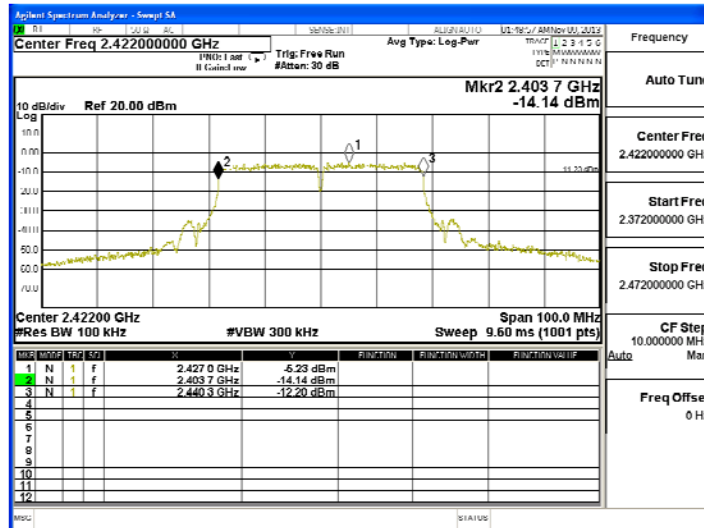
Figure Channel 11: (Chain B)



Product : AerialCast
 Test Item : Occupied Bandwidth Data
 Test Site : No.3 OATS
 Test Mode : Mode 5: Transmit - 802.11n-40BW_30Mbps(2.4G Band) (2422MHz)

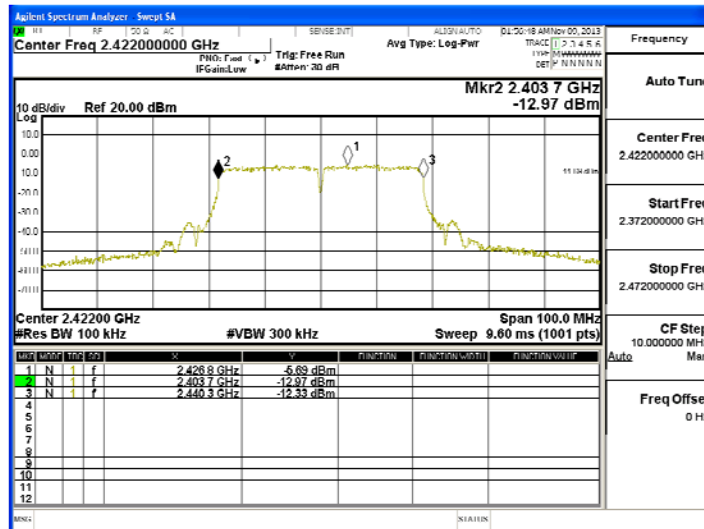
Channel No.	Frequency (MHz)	Measurement Level (kHz)	Required Limit (kHz)	Result
1	2422.00	36600	>500	Pass

Figure Channel 1: (Chain A)



Channel No.	Frequency (MHz)	Measurement Level (kHz)	Required Limit (kHz)	Result
1	2422.00	36600	>500	Pass

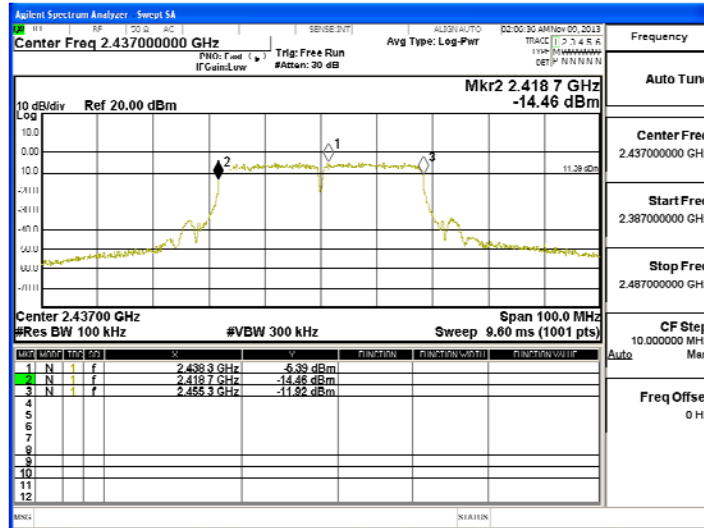
Figure Channel 1: (Chain B)



Product : AerialCast
 Test Item : Occupied Bandwidth Data
 Test Site : No.3 OATS
 Test Mode : Mode 5: Transmit - 802.11n-40BW_30Mbps(2.4G Band) (2437MHz)

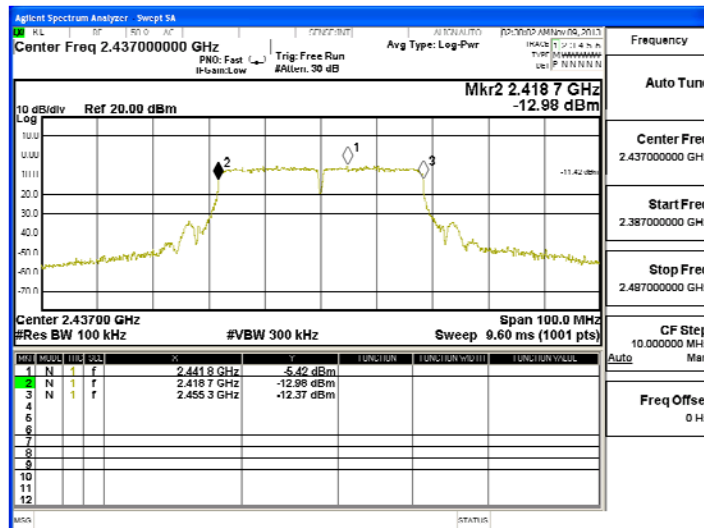
Channel No.	Frequency (MHz)	Measurement Level (kHz)	Required Limit (kHz)	Result
4	2437.00	36600	>500	Pass

Figure Channel 4: (Chain A)



Channel No.	Frequency (MHz)	Measurement Level (kHz)	Required Limit (kHz)	Result
4	2437.00	36600	>500	Pass

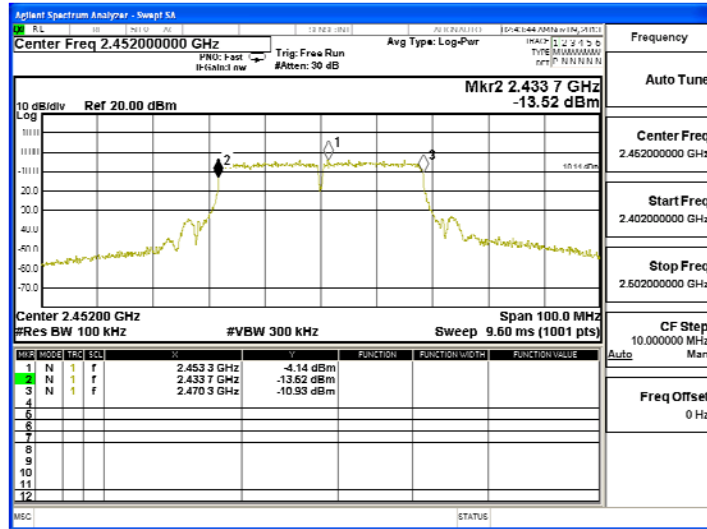
Figure Channel 4: (Chain B)



Product : AerialCast
 Test Item : Occupied Bandwidth Data
 Test Site : No.3 OATS
 Test Mode : Mode 5: Transmit - 802.11n-40BW_30Mbps(2.4G Band) (2452MHz)

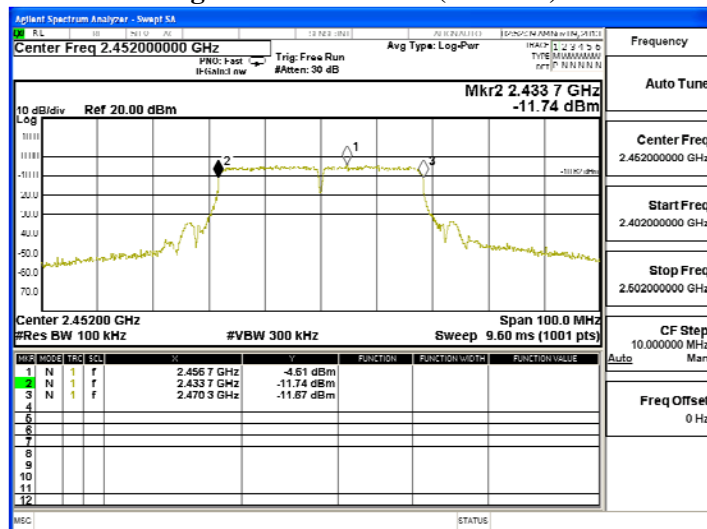
Channel No.	Frequency (MHz)	Measurement Level (kHz)	Required Limit (kHz)	Result
7	2452.00	36600	>500	Pass

Figure Channel 7: (Chain A)



Channel No.	Frequency (MHz)	Measurement Level (kHz)	Required Limit (kHz)	Result
7	2452.00	36600	>500	Pass

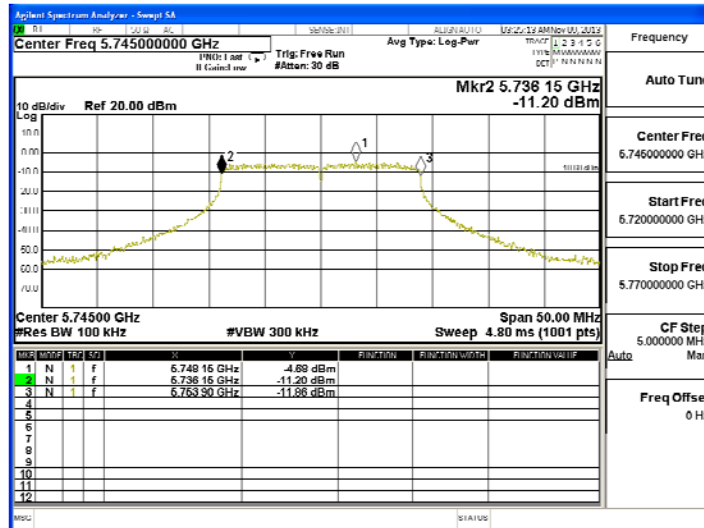
Figure Channel 7: (Chain B)



Product : AerialCast
 Test Item : Occupied Bandwidth Data
 Test Site : No.3 OATS
 Test Mode : Mode 6: Transmit - 802.11n-20BW_14.4Mbps(5G Band) (5745MHz)

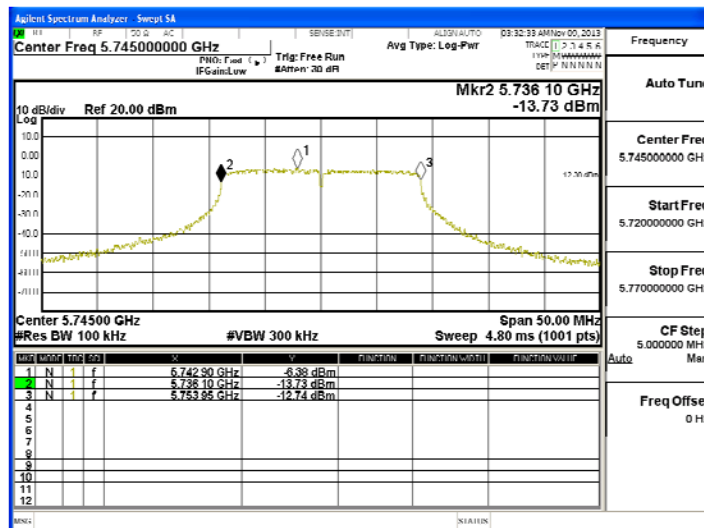
Channel No.	Frequency (MHz)	Measurement Level (kHz)	Required Limit (kHz)	Result
149	5745.00	17750	>500	Pass

Figure Channel 149: (Chain A)



Channel No.	Frequency (MHz)	Measurement Level (kHz)	Required Limit (kHz)	Result
149	5745.00	17850	>500	Pass

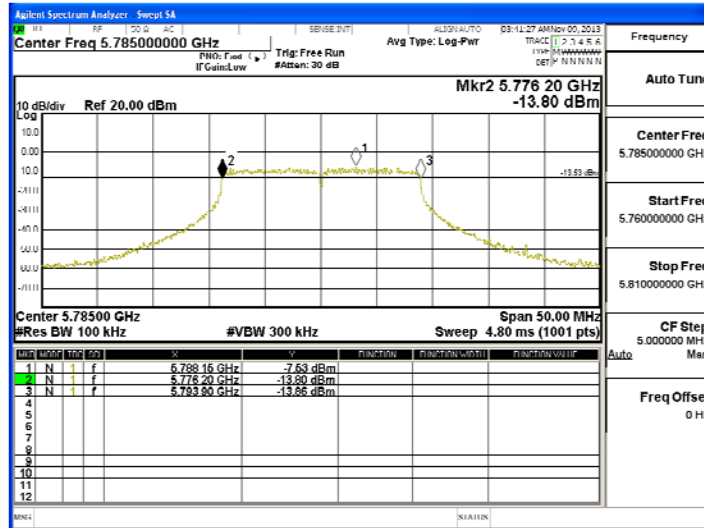
Figure Channel 149: (Chain B)



Product : AerialCast
 Test Item : Occupied Bandwidth Data
 Test Site : No.3 OATS
 Test Mode : Mode 6: Transmit - 802.11n-20BW_14.4Mbps(5G Band) (5785MHz)

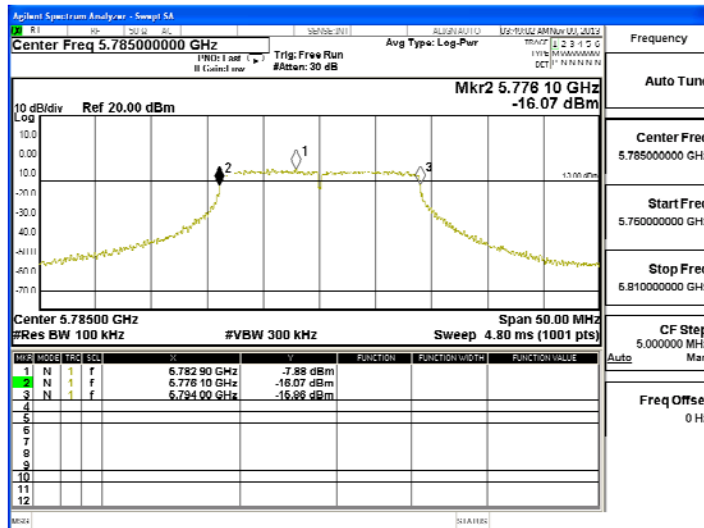
Channel No.	Frequency (MHz)	Measurement Level (kHz)	Required Limit (kHz)	Result
157	5785.00	17700	>500	Pass

Figure Channel 157: (Chain A)



Channel No.	Frequency (MHz)	Measurement Level (kHz)	Required Limit (kHz)	Result
157	5785.00	17900	>500	Pass

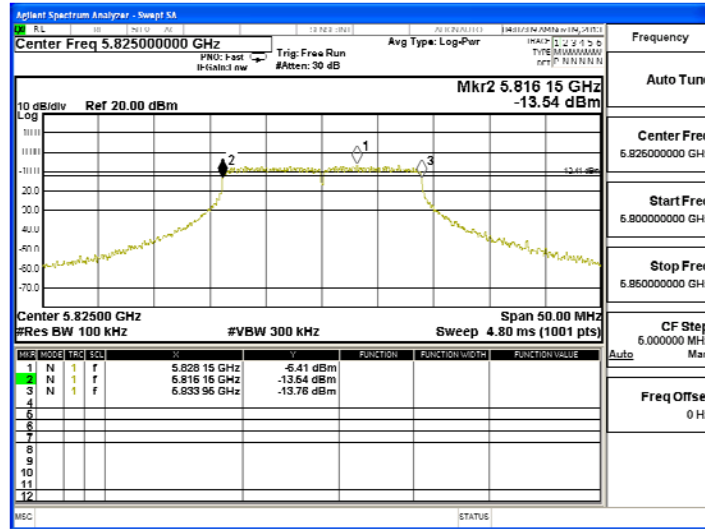
Figure Channel 157: (Chain B)



Product : AerialCast
 Test Item : Occupied Bandwidth Data
 Test Site : No.3 OATS
 Test Mode : Mode 6: Transmit - 802.11n-20BW_14.4Mbps(5G Band) (5825MHz)

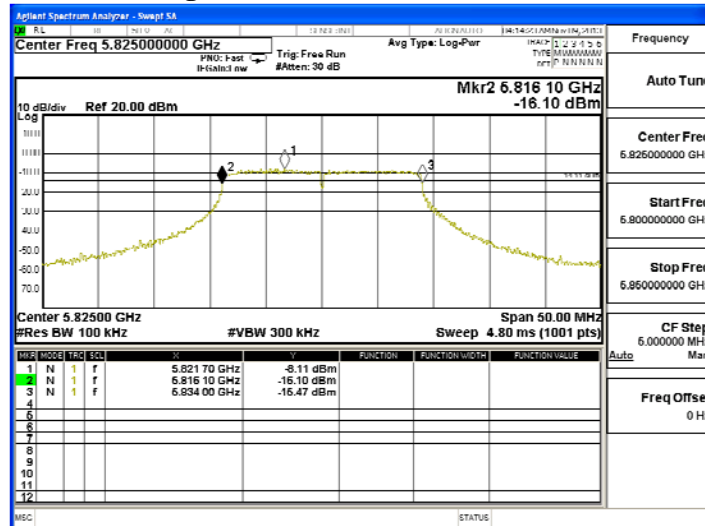
Channel No.	Frequency (MHz)	Measurement Level (kHz)	Required Limit (kHz)	Result
165	5825.00	17800	>500	Pass

Figure Channel 165: (Chain A)



Channel No.	Frequency (MHz)	Measurement Level (kHz)	Required Limit (kHz)	Result
165	5825.00	17900	>500	Pass

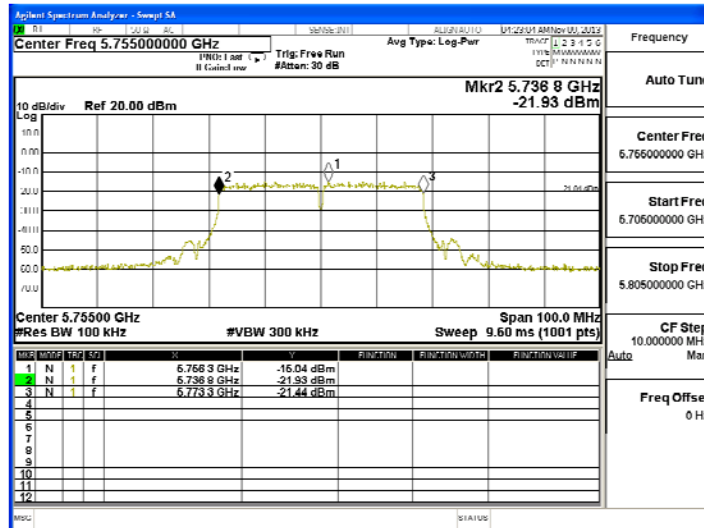
Figure Channel 165: (Chain B)



Product : AerialCast
 Test Item : Occupied Bandwidth Data
 Test Site : No.3 OATS
 Test Mode : Mode 7: Transmit - 802.11n-40BW_30Mbps(5G Band) (5755MHz)

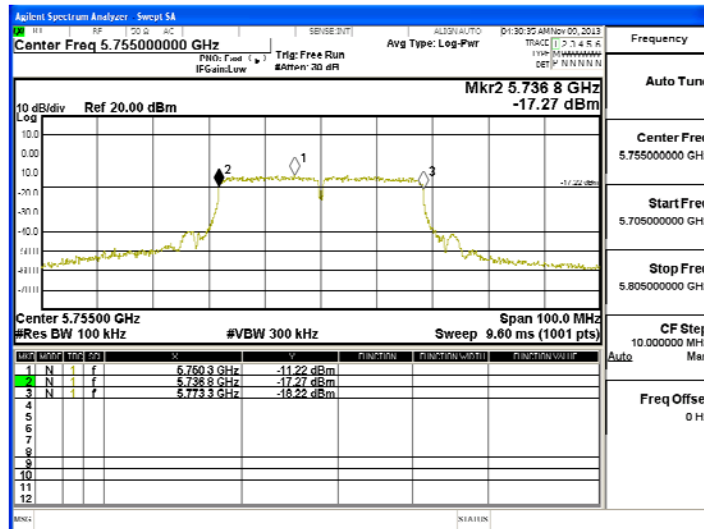
Channel No.	Frequency (MHz)	Measurement Level (kHz)	Required Limit (kHz)	Result
151	5755.00	36500	>500	Pass

Figure Channel 151: (Chain A)



Channel No.	Frequency (MHz)	Measurement Level (kHz)	Required Limit (kHz)	Result
151	5755.00	36500	>500	Pass

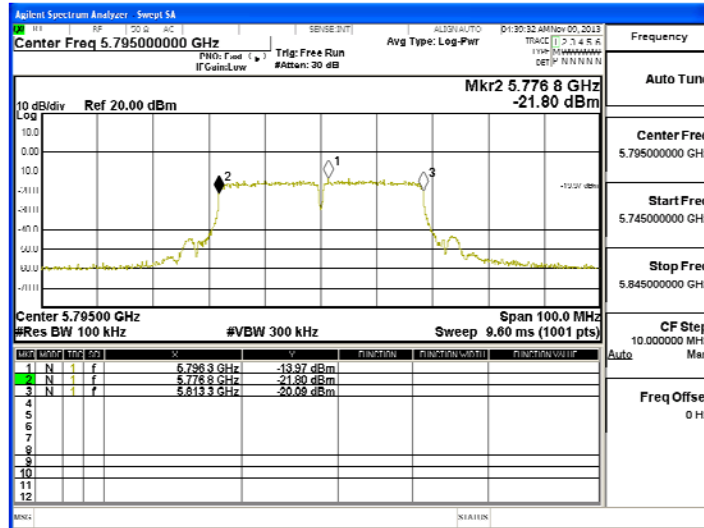
Figure Channel 151: (Chain B)



Product : AerialCast
 Test Item : Occupied Bandwidth Data
 Test Site : No.3 OATS
 Test Mode : Mode 7: Transmit - 802.11n-40BW_30Mbps(5G Band) (5795MHz)

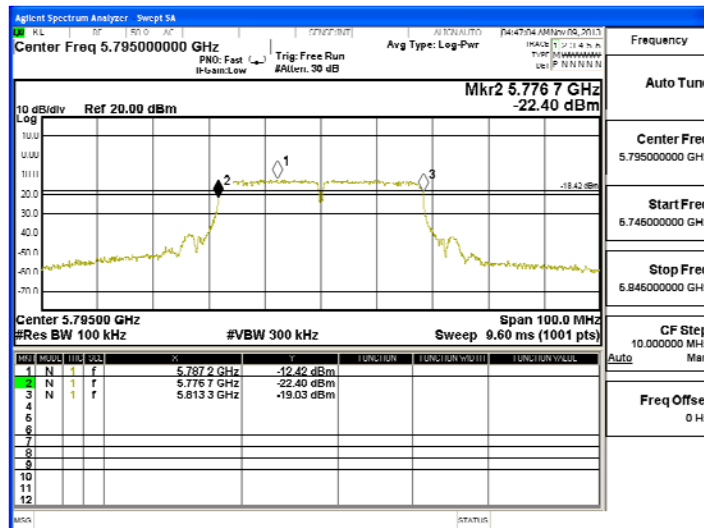
Channel No.	Frequency (MHz)	Measurement Level (kHz)	Required Limit (kHz)	Result
159	5795.00	36500	>500	Pass

Figure Channel 159: (Chain A)



Channel No.	Frequency (MHz)	Measurement Level (kHz)	Required Limit (kHz)	Result
159	5795.00	36600	>500	Pass

Figure Channel 159: (Chain B)



8. Power Density

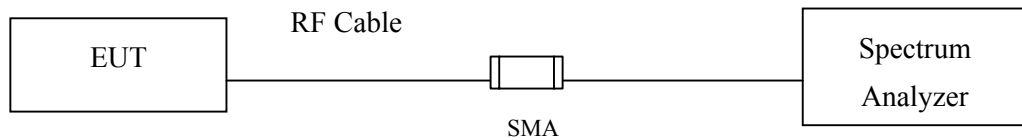
8.1. Test Equipment

	Equipment	Manufacturer	Model No./Serial No.	Last Cal.
	Spectrum Analyzer	R&S	FSP40 / 100170	Jun, 2013
	Spectrum Analyzer	Agilent	E4407B / US39440758	Jun, 2013
X	Spectrum Analyzer	Agilent	N9010A / MY48030495	Apr., 2013

Note:

1. All equipments are calibrated with traceable calibrations. Each calibration is traceable to the national or international standards.
2. The test instruments marked with “X” are used to measure the final test results.

8.2. Test Setup



8.3. Limits

The transmitted power density averaged over any 1 second interval shall not be greater +8dBm in any 3kHz bandwidth.

8.4. Test Procedure

The EUT was setup according to ANSI C63.10, 2009; tested according to DTS test procedure of KDB 558074 for compliance to FCC 47CFR 15.247 requirements.

The maximum power spectral density using KDB 558074 section 10.2 PKPSD (peak PSD) method.

8.5. Uncertainty

± 1.27 dB