

1. Photographs of Conducted Emissions Test Configuration

Adapter mode

Front view



Side view



Under table view



PoE mode



Front view



Side view


Under table view




2. Photographs of Radiated Emissions Test Configuration-Adapter mode

For radiated emissions 30MHz~1GHz

Front view




Rear view



For radiated emissions above 1GHz

Front view




Rear view



3. Photographs of Radiated Emissions Test Configuration- PoE mode For radiated emissions 30MHz~1GHz

Front view



Rear view



————THE END————