


1. Photographs of Conducted Emissions Test Configuration

Mode 1

Front view



Side view



Under table view




Mode 2

Front view



Side view



Under table view




2. Photographs of Radiated Emissions Test Configuration


For radiated emissions 30MHz~1GHz

Case 1

Front view




Rear view




**For radiated emissions above 1GHz
Case 1**


Front view



Rear view




EUT close up photo



For radiated emissions 30MHz~1GHz
Case 2

Front view




Rear view




For radiated emissions above 1GHz
Case 2


Front view



Rear view




EUT close up photo



**For radiated emissions 30MHz~1GHz
Case 3**

Front view




Rear view




For radiated emissions above 1GHz
Case 3


Front view



Rear view




EUT close up photo




For radiated emissions 30MHz~1GHz
Case 4

Front view




Rear view




For radiated emissions above 1GHz
Case 4


Front view



Rear view



EUT close up photo



————THE END————