

## **Appendix B. Test Photos**

## **1. Photographs of Conducted Emissions Test Configuration**

**LAN 1Gbps (Power Supply: POE20U-560(G) -R)**

**FRONT VIEW**



**REAR VIEW**



**SIDE VIEW**



**LAN 1Gbps (Adapter: DSA-20D-12 2 120150)**

**FRONT VIEW**



**REAR VIEW**



**SIDE VIEW**





**LAN 1Gbps (Adapter: DSA-15P-12 US 120150)**

**FRONT VIEW**



**REAR VIEW**




**SIDE VIEW**




## **2. Photographs of Radiated Emissions Test Configuration**

**For radiated emissions 9kHz~30MHz**

**FRONT VIEW**




**REAR VIEW**






**For radiated emissions 30MHz~1GHz**

**FRONT VIEW**




**REAR VIEW**



**For radiated emissions above 1GHz**

**FRONT VIEW**



**REAR VIEW**

