



The FCC ID and will be placed on the equipment as shown in the photograph below.

This device complies with Part 15 of FCC Rules and RSS-Gen of IC Rules. Operation is subject to the following two conditions: (1) this device may not cause harmful interference, and (2) this device must accept any interference received, including interference that may cause undesired operation of this device. FCC ID: PPQ-DSA5 IC: 4491A-DSA5
 This Class B digital apparatus complies with Canadian ICES-003. Cet appareil numérique de la classe B est conforme à la norme NMB-003 du Canada.

 **Energy Verified**
Rendement Énergétique Vérifié  **US LISTED**
 I.T.E. E152043

To connect wireless network

1. Make sure that your iPod touch/iPhone/iPad device with iOS version 5.0 or greater are connected to your wireless LAN router via Wi-Fi.
2. Connect your iPod touch/iPhone/iPad device to DOCK connector.
3. Press and hold ENTER on the remote controller for 5 seconds.
4. Press "Allow" after a confirmation screen appears on your iPod touch/iPhone/iPad device. Setup is completed after LED is lit in blue.

Status

LED Color	Status LED	Status
Blue (connected to Wi-Fi)	Blinking	Starting. DMI-40.4 starts after LED is lit.
Green (not connected to Wi-Fi)	Slower Lighting	Muting. Press the Mute button on the remote controller to output audio.

Refer to the instruction manual for status other than listed above.

Do not use other AC adapters or car power adapters, as they may damage the product.



Do not attempt service the appliance yourself as opening or removing covers may damage this product.

iPod/iPad Connector Specification
 5V \equiv 2.1A/10.5W MAX.

Integra
 DOCK FOR iPhone/iPad WITH AirPlay
Model: DMI-40.4

RATING 5V \equiv 3A
 Integra Division of
Onkyo Corporation
 MADE IN CHINA

This device complies with Part 15 of FCC Rules and RSS-Gen of IC Rules. Operation is subject to the following two conditions: (1) this device may not cause harmful interference, and (2) this device must accept any interference received, including interference that may cause undesired operation of this device. FCC ID: PPQ-DSA5 IC: 4491A-DSA5
 This Class B digital apparatus complies with Canadian ICES-003. Cet appareil numérique de la classe B est conforme à la norme NMB-003 du Canada.

 **Energy Verified**
Rendement Énergétique Vérifié  **US LISTED**
 I.T.E. E152043

To connect wireless network

1. Make sure that your iPod touch/iPhone/iPad device with iOS version 5.0 or greater are connected to your wireless LAN router via Wi-Fi.
2. Connect your iPod touch/iPhone/iPad device to DOCK connector.
3. Press and hold ENTER on the remote controller for 5 seconds.
4. Press "Allow" after a confirmation screen appears on your iPod touch/iPhone/iPad device. Setup is completed after LED is lit in blue.

STATUS

LED Color	Status LED	Status
Blue (connected to Wi-Fi)	Blinking	Starting. DS-A5 starts after LED is lit.
Green (not connected to Wi-Fi)	Slower Lighting	Muting. Press the Mute button on the remote controller to output audio.

Refer to the instruction manual for status other than listed above.

Do not use other AC adapters or car power adapters, as they may damage the product.

Do not attempt service the appliance yourself as opening or removing covers may damage this product.

iPod/iPad Connector Specification
 5V \equiv 2.1A/10.5W MAX.

ONKYO
 DOCK FOR iPhone/iPad WITH AirPlay
Model: DS-A5

RATING 5V \equiv 3A
Onkyo Corporation
 MADE IN CHINA