

FCC Radio Test Report

FCC ID: PPD-QCNFA425

Report No. : BTL-FCCP-3-2102T061
Equipment : Single Stream 802.11a/b/g/n/ac + BT 4.1 M.2 1216 Type Card
Model Name : QCNFA425
Brand Name : Qualcomm Atheros
Applicant : Qualcomm Atheros, Inc.
Address : 1700 Technology Dr, San Jose, California 95110, United States

Radio Function : WLAN 2.4 GHz

FCC Rule Part(s) : FCC Part15, Subpart C (15.247)
Measurement Procedure(s) : ANSI C63.10-2013

Date of Receipt : 2021/2/8
Date of Test : 2021/2/8 ~ 2021/4/16
Issued Date : 2021/5/10


The above equipment has been tested and found in compliance with the requirement of the above standards by BTL Inc.

Prepared by



Peter Chen, Engineer

Approved by



Scott Hsu, Manager



BTL Inc.

No.18, Ln. 171, Sec. 2, Jiuzong Rd., Neihu Dist., Taipei City 114, Taiwan

Tel: +886-2-2657-3299

Fax: +886-2-2657-3331

Web: www.newbtl.com

Declaration

BTL represents to the client that testing is done in accordance with standard procedures as applicable and that test instruments used has been calibrated with standards traceable to international standard(s) and/or national standard(s).

BTL's reports apply only to the specific samples tested under conditions. It is manufacture's responsibility to ensure that additional production units of this model are manufactured with the identical electrical and mechanical components. **BTL** shall have no liability for any declarations, inferences or generalizations drawn by the client or others from **BTL** issued reports.

This report is the confidential property of the client. As a mutual protection to the clients, the public and ourselves, the test report shall not be reproduced, except in full, without our written approval.

BTL's laboratory quality assurance procedures are in compliance with the **ISO/IEC 17025** requirements, and accredited by the conformity assessment authorities listed in this test report.

BTL is not responsible for the sampling stage, so the results only apply to the sample as received.

The information, data and test plan are provided by manufacturer which may affect the validity of results, so it is manufacturer's responsibility to ensure that the apparatus meets the essential requirements of applied standards and in all the possible configurations as representative of its intended use.

Limitation

For the use of the authority's logo is limited unless the Test Standard(s)/Scope(s)/Item(s) mentioned in this test report is (are) included in the conformity assessment authorities acceptance respective.

Please note that the measurement uncertainty is provided for informational purpose only and are not use in determining the Pass/Fail results.

CONTENTS

| | | |
|------------|--|----|
| 1 | SUMMARY OF TEST RESULTS | 5 |
| 1.1 | TEST FACILITY | 6 |
| 1.2 | MEASUREMENT UNCERTAINTY | 6 |
| 1.3 | TEST ENVIRONMENT CONDITIONS | 6 |
| 2 | GENERAL INFORMATION | 7 |
| 2.1 | DESCRIPTION OF EUT | 7 |
| 2.2 | TEST MODES | 9 |
| 2.3 | BLOCK DIAGRAM SHOWING THE CONFIGURATION OF SYSTEM TESTED | 10 |
| 2.4 | SUPPORT UNITS | 10 |
| 3 | AC POWER LINE CONDUCTED EMISSIONS TEST | 11 |
| 3.1 | LIMIT | 11 |
| 3.2 | TEST PROCEDURE | 11 |
| 3.3 | DEVIATION FROM TEST STANDARD | 11 |
| 3.4 | TEST SETUP | 12 |
| 3.5 | TEST RESULT | 12 |
| 4 | RADIATED EMISSIONS TEST | 13 |
| 4.1 | LIMIT | 13 |
| 4.2 | TEST PROCEDURE | 14 |
| 4.3 | DEVIATION FROM TEST STANDARD | 14 |
| 4.4 | TEST SETUP | 15 |
| 4.5 | EUT OPERATING CONDITIONS | 16 |
| 4.6 | TEST RESULT – 30 MHZ TO 1 GHZ | 16 |
| 4.7 | TEST RESULT – ABOVE 1 GHZ | 16 |
| 5 | LIST OF MEASURING EQUIPMENTS | 17 |
| 6 | EUT TEST PHOTO | 18 |
| 7 | EUT PHOTOS | 18 |
| APPENDIX A | AC POWER LINE CONDUCTED EMISSIONS | 19 |
| APPENDIX B | RADIATED EMISSIONS - 30 MHZ TO 1 GHZ | 24 |
| APPENDIX C | RADIATED EMISSIONS - ABOVE 1 GHZ | 27 |
| APPENDIX D | REFERENCE INFORMATION | 84 |

REVISION HISTORY

| Report No. | Version | Description | Issued Date |
|---------------------|---------|---|-------------|
| BTL-FCCP-3-2102T061 | R00 | Original Report. | 2021/4/21 |
| BTL-FCCP-3-2102T061 | R01 | Revised report to address TCB's comments. | 2021/5/10 |

1 SUMMARY OF TEST RESULTS

Test procedures according to the technical standards.

| FCC Part 15, Subpart C (15.247) | | | | |
|---------------------------------|-----------------------------------|--------------------------|-----------|--------|
| Standard(s) Section | Description | Test Result | Judgement | Remark |
| 15.207 | AC Power Line Conducted Emissions | APPENDIX A | Pass | ----- |
| 15.205 15.209 15.247(d) | Radiated Emissions | APPENDIX B APPENDIX C | Pass | ----- |

NOTE:

- (1) "N/A" denotes test is not applicable in this Test Report.
- (2) The report format version is TP.1.1.1.
- (3) This test report is issued for the RF module (FCCID: PPD-QCNFA425) to be incorporated to the host device (Model number: Personal Computer, Product name: SATELLITE PRO C40-H, SATELLITE PRO C50-H, SATELLITE PRO C40-G, SATELLITE PRO C50-G).
Since the RF module has been certificated, after evaluation, above test items were criticized and reconfirmed in this report.
- (4) After spot check, this revision does not change original radio parameters.

1.1 TEST FACILITY

The test facilities used to collect the test data in this report:

No. 68-1, Ln. 169, Sec. 2, Datong Rd., Xizhi Dist., New Taipei City 221, Taiwan

The test sites and facilities are covered under FCC RN: 674415 and DN: TW0659.

C05
 CB08
 CB11
 CB15
 CB16

1.2 MEASUREMENT UNCERTAINTY

The reported uncertainty of measurement $y \pm U$, where expanded uncertainty U is based on a standard uncertainty multiplied by a coverage factor of $k = 2$, providing a level of confidence of approximately **95 %**.

The measurement instrumentation uncertainty considerations contained in CISPR 16-4-2. The BTL measurement uncertainty is less than the CISPR 16-4-2 U_{cispr} requirement.

A. AC power line conducted emissions test:

| Test Site | Method | Measurement Frequency Range | U (dB) |
|-----------|--------|-----------------------------|--------|
| C05 | CISPR | 150 kHz ~ 30MHz | 3.44 |

B. Radiated emissions test :

| Test Site | Measurement Frequency Range | U,(dB) |
|-----------|-----------------------------|--------|
| CB15 | 0.03 GHz ~ 0.2 GHz | 4.17 |
| | 0.2 GHz ~ 1 GHz | 4.72 |
| | 1 GHz ~ 6 GHz | 5.21 |
| | 6 GHz ~ 18 GHz | 5.51 |
| | 18 GHz ~ 26 GHz | 3.69 |
| | 26 GHz ~ 40 GHz | 4.23 |

NOTE:

Unless specifically mentioned, the uncertainty of measurement has not been taken into account to declare the compliance or non-compliance to the specification.

1.3 TEST ENVIRONMENT CONDITIONS

| Test Item | Environment Condition | Test Voltage | Tested by |
|-----------------------------------|-----------------------|--------------|-------------|
| AC Power Line Conducted Emissions | 20 °C, 71 % | AC 120V | Vincent Lee |
| Radiated emissions below 1 GHz | Refer to data | AC 120V | Jay Kao |
| Radiated emissions above 1 GHz | Refer to data | AC 120V | Jay Kao |

2 GENERAL INFORMATION

2.1 DESCRIPTION OF EUT

| | |
|-------------------------|--|
| Equipment | Single Stream 802.11a/b/g/n/ac + BT 4.1 M.2 1216 Type Card |
| Model Name | QCNFA425 |
| Brand Name | Qualcomm Atheros |
| Model Difference | N/A |
| Power Source | Supplied from host equipment. |
| Power Rating | 3.3Vdc |
| Operation Band | 2400 MHz ~ 2483.5 MHz |
| Operation Frequency | 2412 MHz ~ 2472 MHz |
| Host device information | |
| Equipment | Personal Computer |
| Model Name | SATELLITE PRO C40-H, SATELLITE PRO C50-H, SATELLITE PRO C40-G, SATELLITE PRO C50-G |
| Brand Name | dynabook |
| Model Difference | Differ in marketing purpose. |
| Power Source | DC voltage supplied from External Power Supply. |
| Power Rating | I/P: 100-240V~ 50-60Hz, 1.5A, O/P: 19.0V=2.1A 39.9W |
| Products Covered | 1 * Adapter: BSY / BSY065T1902102 D |
| Test Model | SATELLITE PRO C40-H |
| Sample Status | Engineering Sample |
| EUT Modification(s) | N/A |

NOTE:

(1) For a more detailed features description, please refer to the manufacturer's specifications or the user's manual.

(2) Channel List:

| Channel | Frequency (MHz) | Channel | Frequency (MHz) | Channel | Frequency (MHz) |
|---------|-----------------|---------|-----------------|---------|-----------------|
| 01 | 2412 | 06 | 2437 | 11 | 2462 |
| 02 | 2417 | 07 | 2442 | 12 | 2467 |
| 03 | 2422 | 08 | 2447 | 13 | 2472 |
| 04 | 2427 | 09 | 2452 | | |
| 05 | 2432 | 10 | 2457 | | |

(3) Table for Filed Antenna:

Antenna SPEC-SLEingB219790280 374:

| Antenna | Manufacture | Part number | Type | Frequency Range (MHz) | Gain (dBi) |
|---------|-------------|------------------|---------------|-----------------------|------------|
| Main | SLEing | SLEingB219790280 | Folded Dipole | 2400-2500 | 1.22 |
| | | | | 5150-5250 | 1.74 |
| | | | | 5250-5350 | 1.72 |
| | | | | 5470-5725 | 1.30 |
| | | | | 5725-5850 | 1.84 |
| Aux | SLEing | SLEingB219790374 | Folded Dipole | 2400-2500 | 1.74 |
| | | | | 5150-5250 | 1.36 |
| | | | | 5250-5350 | 1.57 |
| | | | | 5470-5725 | 1.37 |
| | | | | 5725-5850 | 1.62 |

Antenna SPEC-SLEingB219790388 491:

| Antenna | Manufacture | Part number | Type | Frequency Range (MHz) | Gain (dBi) |
|---------|-------------|------------------|---------------|-----------------------|------------|
| Main | SLEing | SLEingB219790388 | Folded Dipole | 2400-2500 | 0.84 |
| | | | | 5150-5250 | 1.69 |
| | | | | 5250-5350 | 1.24 |
| | | | | 5470-5725 | 1.72 |
| | | | | 5725-5850 | 1.54 |
| Aux | SLEing | SLEingB219790491 | Folded Dipole | 2400-2500 | 1.64 |
| | | | | 5150-5250 | -0.91 |
| | | | | 5250-5350 | -0.91 |
| | | | | 5470-5725 | 1.85 |
| | | | | 5725-5850 | 1.85 |

2.2 TEST MODES

| Test Items | Test mode | Channel | Note |
|---|-----------------------------|-------------|----------|
| AC power line conducted emissions | Normal/Idle | - | - |
| Transmitter Radiated Emissions (below 1GHz) | TX Mode_IEEE 802.11b | 11 | - |
| Transmitter Radiated Emissions (above 1GHz) | TX Mode_IEEE 802.11b | 01/11/12/13 | Bandedge |
| | TX Mode_IEEE 802.11g | | |
| | TX Mode_IEEE 802.11n (HT20) | 03/09/10/11 | |
| | TX Mode_IEEE 802.11n (HT40) | | |
| Transmitter Radiated Emissions (above 1GHz) | TX Mode_IEEE 802.11b | 01/11/12/13 | Harmonic |
| | TX Mode_IEEE 802.11g | | |
| | TX Mode_IEEE 802.11n (HT20) | 03/09/10/11 | |
| | TX Mode_IEEE 802.11n (HT40) | | |

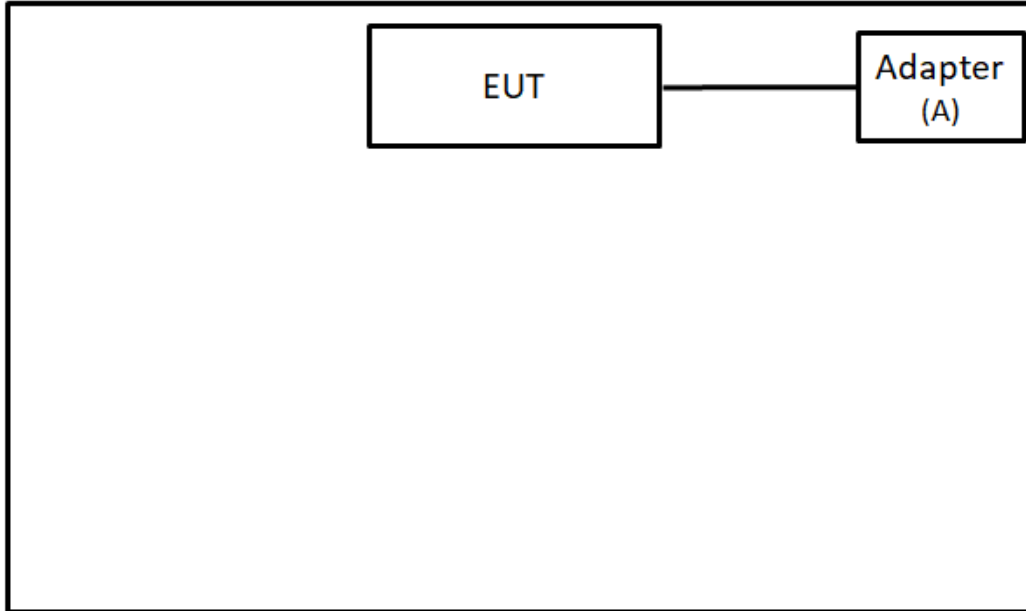
NOTE:

- (1) The Radiated emissions test was verified based on the worst conducted power and Bandwidth test results reported in the original report.
- (2) For radiated emission band edge test, both Vertical and Horizontal are evaluated, but only the worst case (Vertical) is recorded.
- (3) All X, Y and Z axes are evaluated, but only the worst case (Y axis) is recorded.
- (4) There were no emissions found below 30 MHz within 20 dB of the limit.

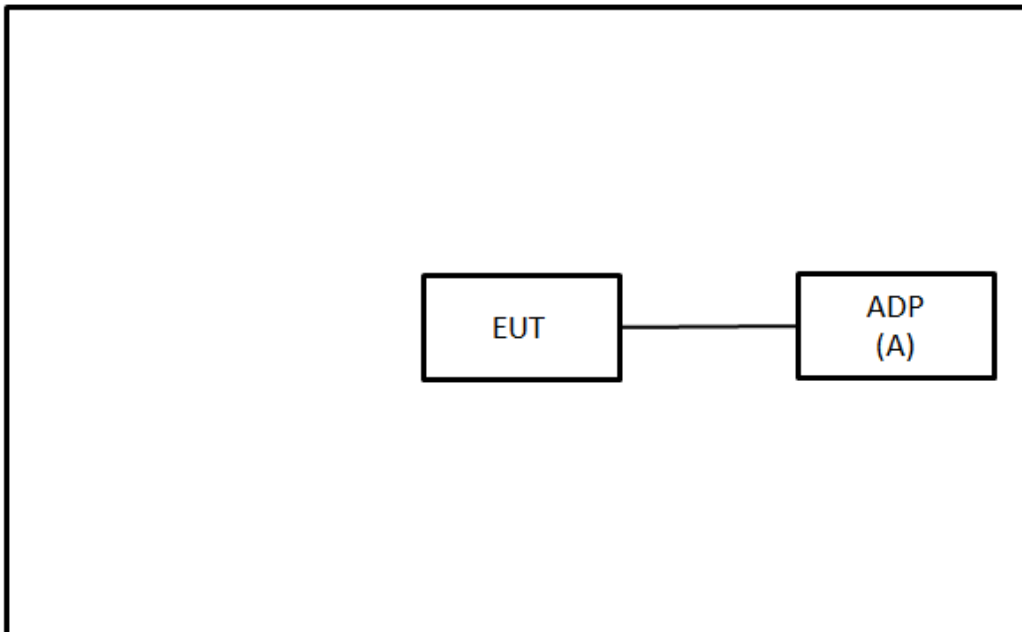
2.3 BLOCK DIAGRAM SHOWING THE CONFIGURATION OF SYSTEM TESTED

Equipment letters and Cable numbers refer to item numbers described in the tables of clause 2.4.

AC Power Line Conducted Emissions Test



Radiated Emissions Test



2.4 SUPPORT UNITS

| Item | Equipment | Brand | Model No. | Series No. | Remarks |
|------|-----------|-------|-----------------|------------|----------------------------|
| A | Adapter | BSY | BSY065T1902102D | N/A | Supplied by test requester |

| Item | Shielded | Ferrite Core | Length | Cable Type | Remarks |
|------|----------|--------------|--------|------------|---------|
| - | - | - | - | - | - |

3 AC POWER LINE CONDUCTED EMISSIONS TEST

3.1 LIMIT

| Frequency (MHz) | Limit (dB μ V) | |
|-----------------|--------------------|-----------|
| | Quasi-peak | Average |
| 0.15 - 0.5 | 66 - 56 * | 56 - 46 * |
| 0.50 - 5.0 | 56 | 46 |
| 5.0 - 30.0 | 60 | 50 |

NOTE:

- (1) The tighter limit applies at the band edges.
- (2) The limit of " * " marked band means the limitation decreases linearly with the logarithm of the frequency in the range.
- (3) The test result calculated as following:
 Measurement Value = Reading Level + Correct Factor
 Correct Factor = Insertion Loss + Cable Loss + Attenuator Factor (if use)
 Margin Level = Measurement Value – Limit Value
 Calculation example:

| | | | | |
|---------------|---|----------------|---|-------------------|
| Reading Level | | Correct Factor | | Measurement Value |
| 38.22 | + | 3.45 | = | 41.67 |

| | | | | |
|-------------------|---|-------------|---|--------------|
| Measurement Value | | Limit Value | | Margin Level |
| 41.67 | - | 60 | = | -18.33 |

The following table is the setting of the receiver.

| Receiver Parameter | Setting |
|--------------------|----------|
| Attenuation | 10 dB |
| Start Frequency | 0.15 MHz |
| Stop Frequency | 30 MHz |
| IF Bandwidth | 9 KHz |

3.2 TEST PROCEDURE

- a. The EUT was placed 0.8 m above the horizontal ground plane with the EUT being connected to the power mains through a line impedance stabilization network (LISN).
 All other support equipment were powered from an additional LISN(s).
 The LISN provides 50 Ohm/50uH of impedance for the measuring instrument.
- b. Interconnecting cables that hang closer than 40 cm to the ground plane shall be folded back and forth in the center forming a bundle to keep the cable above 40 cm.
- c. Excess I/O cables that are not connected to a peripheral shall be bundled in the center.
 The end of the cable will be terminated, using the correct terminating impedance.
 The overall length shall not exceed 1 m.
- d. The LISN is spaced at least 80 cm from the nearest part of the EUT chassis.
- e. For the actual test configuration, please refer to the related Item - EUT TEST PHOTO.

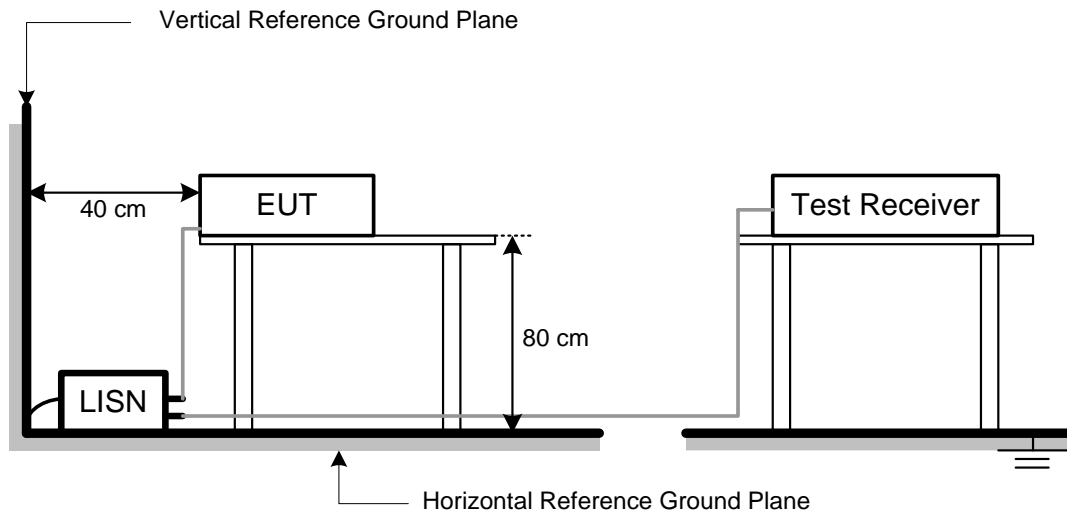
NOTE:

- (1) In the results, each reading is marked as Peak, QP or AVG per the detector used.
 BW=9 kHz (6 dB Bandwidth)
- (2) All readings are Peak unless otherwise stated QP or AVG in column of Note. Both the QP and the AVG readings must be less than the limit for compliance.

3.3 DEVIATION FROM TEST STANDARD

No deviation.

3.4 TEST SETUP



3.5 TEST RESULT

Please refer to the APPENDIX A.

4 RADIATED EMISSIONS TEST

4.1 LIMIT

In case the emission fall within the restricted band specified on 15.205, then the 15.209 limit in the table below has to be followed.

LIMITS OF RADIATED EMISSIONS MEASUREMENT (9 kHz to 1000 MHz)

| Frequency (MHz) | Field Strength (microvolts/meter) | Measurement Distance (meters) |
|-----------------|-----------------------------------|-------------------------------|
| 0.009~0.490 | 2400/F(KHz) | 300 |
| 0.490~1.705 | 24000/F(KHz) | 30 |
| 1.705~30.0 | 30 | 30 |
| 30~88 | 100 | 3 |
| 88~216 | 150 | 3 |
| 216~960 | 200 | 3 |
| 960~1000 | 500 | 3 |

LIMITS OF RADIATED EMISSIONS MEASUREMENT (Above 1000 MHz)

| Frequency (MHz) | Radiated Emissions (dBuV/m) | | Measurement Distance (meters) |
|-----------------|-----------------------------|---------|-------------------------------|
| | Peak | Average | |
| Above 1000 | 74 | 54 | 3 |

NOTE:

- (1) The limit for radiated test was performed according to FCC Part 15, Subpart C.
- (2) The tighter limit applies at the band edges.
- (3) Emission level (dBuV/m)=20log Emission level (uV/m).
- (4) The test result calculated as following:

Measurement Value = Reading Level + Correct Factor

Correct Factor = Antenna Factor + Cable Loss - Amplifier Gain(if use)

Margin Level = Measurement Value - Limit Value

Calculation example:

| | | | | |
|---------------|---|----------------|---|-------------------|
| Reading Level | | Correct Factor | | Measurement Value |
| 19.11 | + | 2.11 | = | 21.22 |

| | | | | |
|-------------------|---|-------------|---|--------------|
| Measurement Value | | Limit Value | | Margin Level |
| 21.22 | - | 54 | = | -32.78 |

| Spectrum Parameter | Setting |
|--|---|
| Attenuation | Auto |
| Start Frequency | 1000 MHz |
| Stop Frequency | 10th carrier harmonic |
| RBW / VBW (Emission in restricted band) | 1MHz / 3MHz for Peak, 1MHz / 1/T for Average |

| Spectrum Parameter | Setting |
|------------------------|-----------------------------------|
| Attenuation | Auto |
| Start ~ Stop Frequency | 9KHz~90KHz for PK/AVG detector |
| Start ~ Stop Frequency | 90KHz~110KHz for QP detector |
| Start ~ Stop Frequency | 110KHz~490KHz for PK/AVG detector |
| Start ~ Stop Frequency | 490KHz~30MHz for QP detector |
| Start ~ Stop Frequency | 30MHz~1000MHz for QP detector |

4.2 TEST PROCEDURE

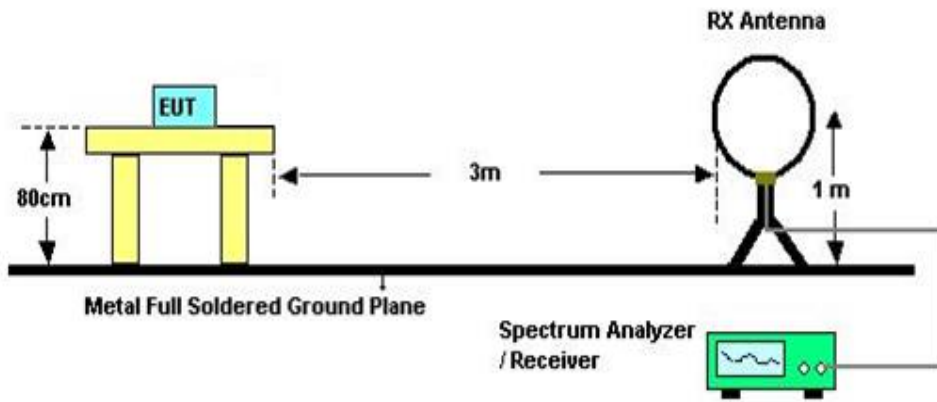
- a. The measuring distance of 3 m shall be used for measurements. The EUT was placed on the top of a rotating table 0.8 meter above the ground at a 3 meter semi-anechoic chamber. The table was rotated 360 degrees to determine the position of the highest radiation.(below 1GHz)
- b. The measuring distance of 3 m shall be used for measurements. The EUT was placed on the top of a rotating table 1.5 meter above the ground at a 3 meter semi-anechoic chamber. The table was rotated 360 degrees to determine the position of the highest radiation.(above 1GHz)
- c. The height of the equipment or of the substitution antenna shall be 0.8 m or 1.5 m, the height of the test antenna shall vary between 1 m to 4 m. Both horizontal and vertical polarizations of the antenna are set to make the measurement.
- d. For each suspected emission, the EUT was arranged to its worst case and then the antenna was tuned to heights find the maximum reading (used Bore sight function).
- e. The receiver system was set to peak and average detect function and specified bandwidth with maximum hold mode when the test frequency is above 1GHz.
- f. The initial step in collecting radiated emission data is a receiver peak detector mode pre-scanning the measurement frequency range. Significant peaks are then marked and then Quasi Peak detector mode re-measured.
- g. All readings are Peak unless otherwise stated QP in column of Note. Peak denotes that the Peak reading compliance with the QP Limits and then QP Mode measurement didn't perform. (below 1GHz)
- h. All readings are Peak Mode value unless otherwise stated AVG in column of Note. If the Peak Mode Measured value compliance with the Peak Limits and lower than AVG Limits, the EUT shall be deemed to meet both Peak & AVG Limits and then only Peak Mode was measured, but AVG Mode didn't perform. (above 1GHz)
- i. For the actual test configuration, please refer to the related Item – EUT TEST PHOTO.

4.3 DEVIATION FROM TEST STANDARD

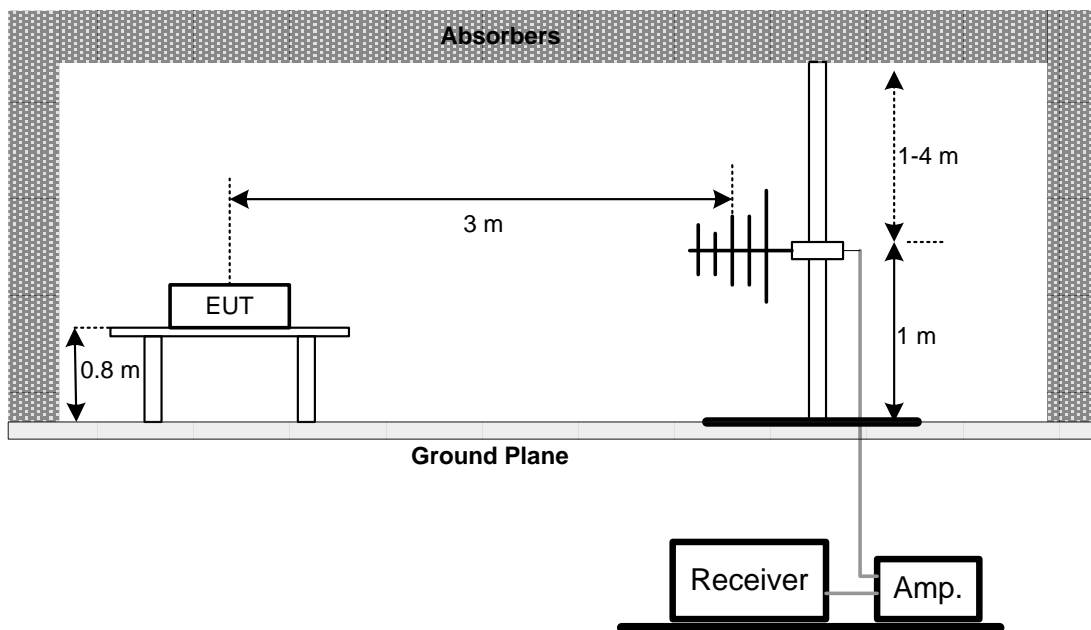
No deviation.

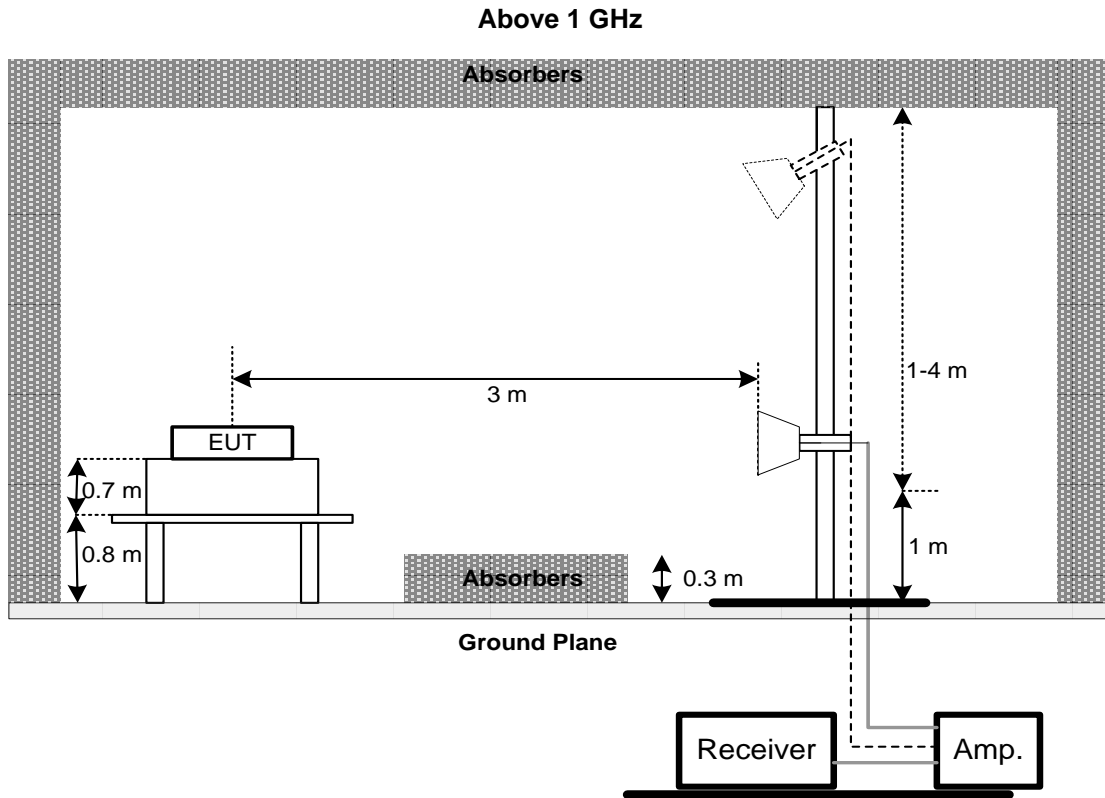
4.4 TEST SETUP

9 kHz to 30 MHz



30 MHz to 1 GHz





4.5 EUT OPERATING CONDITIONS

The EUT was programmed to be in continuously transmitting mode.

NOTE:

- (1) Distance extrapolation factor = $40 \log (\text{specific distance} / \text{test distance})$ (dB).
- (2) Limit line = specific limits (dBuV) + distance extrapolation factor.

4.6 TEST RESULT – 30 MHZ TO 1 GHZ

Please refer to the APPENDIX B.

4.7 TEST RESULT – ABOVE 1 GHZ

Please refer to the APPENDIX C.

NOTE:

- (1) No limit: This is fundamental signal, the judgment is not applicable. For fundamental signal judgment was referred to Peak output test.

5 LIST OF MEASURING EQUIPMENTS

| AC Power Line Conducted Emissions | | | | | | |
|-----------------------------------|----------------------|--------------|-----------------------------|------------|-----------------|------------------|
| Item | Kind of Equipment | Manufacturer | Type No. | Serial No. | Calibrated Date | Calibrated Until |
| 1 | TWO-LINE V-NETWORK | R&S | ENV216 | 101050 | 2020/6/11 | 2021/6/10 |
| 2 | Test Cable | EMCI | EMC400-BM-BM-5000 | 170501 | 2020/6/8 | 2021/6/7 |
| 3 | EMI Test Receiver | R&S | ESCI | 100080 | 2020/6/15 | 2021/6/14 |
| 4 | Measurement Software | EZ | EZ EMC (Version NB-03A1-01) | N/A | N/A | N/A |

| Radiated Emissions | | | | | | |
|--------------------|--------------------------|--------------|-----------------------------|---------------|-----------------|------------------|
| Item | Kind of Equipment | Manufacturer | Type No. | Serial No. | Calibrated Date | Calibrated Until |
| 1 | Preamplifier | EMCI | EMC02325B | 980217 | 2020/4/10 | 2021/4/9 |
| 2 | Preamplifier | EMCI | EMC012645B | 980267 | 2020/4/10 | 2021/4/9 |
| 3 | Test Cable | EMCI | EMC-SM-SM-1000 | 180809 | 2020/4/10 | 2021/4/9 |
| 4 | Test Cable | EMCI | EMC104-SM-SM-3000 | 151205 | 2020/4/10 | 2021/4/9 |
| 5 | Test Cable | EMCI | EMC-SM-SM-7000 | 180408 | 2020/4/10 | 2021/4/9 |
| 6 | MXE EMI Receiver | Agilent | N9038A | MY554200087 | 2020/6/10 | 2021/6/9 |
| 7 | Signal Analyzer | Agilent | N9010A | MY56480554 | 2020/8/25 | 2021/8/24 |
| 8 | Horn Ant | SCHWARZBECK | BBHA 9120D | 9120D-1342 | 2020/6/12 | 2021/6/11 |
| 9 | Horn Ant | Schwarzbeck | BBHA 9170 | BBHA 9170340 | 2020/7/9 | 2021/7/8 |
| 10 | Trilog-Broadband Antenna | Schwarzbeck | VULB 9168 | VULB 9168-352 | 2020/7/24 | 2021/7/23 |
| 11 | 5dB Attenuator | EMCI | EMCI-N-6-05 | AT-N0625 | 2020/7/24 | 2021/7/23 |
| 12 | Measurement Software | EZ | EZ EMC (Version NB-03A1-01) | N/A | N/A | N/A |

Remark: "N/A" denotes no model name, no serial no. or no calibration specified.
All calibration period of equipment list is one year.

6 EUT TEST PHOTO

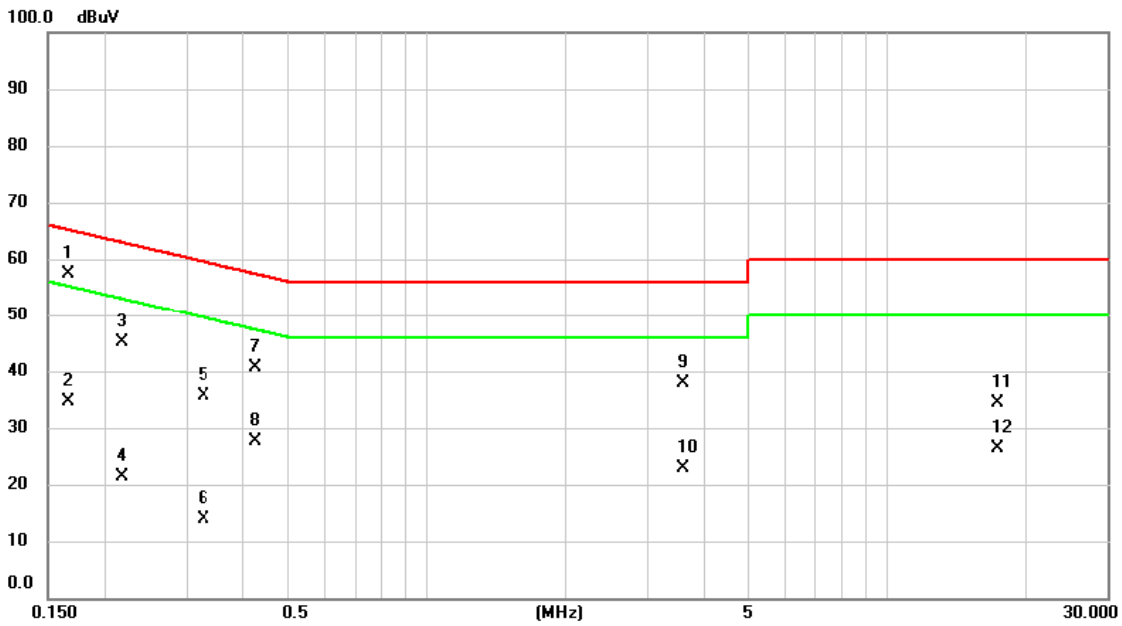
Please refer to document Appendix No.: TP-2102T061-FCCP-1 (APPENDIX-TEST PHOTOS).

7 EUT PHOTOS

Please refer to document Appendix No.: EP-2102T061-1 (APPENDIX-EUT PHOTOS).

APPENDIX A AC POWER LINE CONDUCTED EMISSIONS

| | | | |
|----------------|--------|-------------|----------|
| Test Mode | Normal | Tested Date | 2021/3/4 |
| Test Frequency | - | Phase | Line |

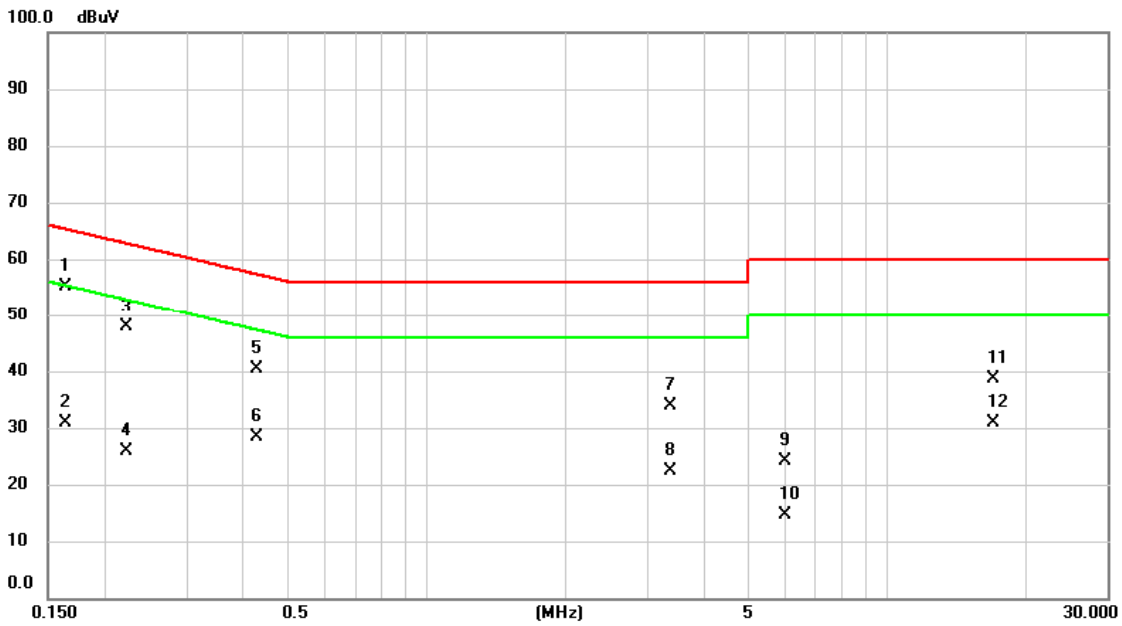


| No. | Mk. | Freq. MHz | Reading Level dBuV | Correct Factor dB | Measure- ment dBuV | Limit dBuV | Over dB | Detector | Comment |
|-----|-----|--------------|--------------------------|-------------------------|--------------------------|---------------|------------|----------|---------|
| 1 | * | 0.1658 | 47.65 | 9.68 | 57.33 | 65.17 | -7.84 | QP | |
| 2 | | 0.1658 | 25.05 | 9.68 | 34.73 | 55.17 | -20.44 | AVG | |
| 3 | | 0.2175 | 35.55 | 9.67 | 45.22 | 62.91 | -17.69 | QP | |
| 4 | | 0.2175 | 11.65 | 9.67 | 21.32 | 52.91 | -31.59 | AVG | |
| 5 | | 0.3277 | 26.05 | 9.68 | 35.73 | 59.51 | -23.78 | QP | |
| 6 | | 0.3277 | 4.32 | 9.68 | 14.00 | 49.51 | -35.51 | AVG | |
| 7 | | 0.4245 | 30.95 | 9.68 | 40.63 | 57.36 | -16.73 | QP | |
| 8 | | 0.4245 | 17.98 | 9.68 | 27.66 | 47.36 | -19.70 | AVG | |
| 9 | | 3.5970 | 28.01 | 9.78 | 37.79 | 56.00 | -18.21 | QP | |
| 10 | | 3.5970 | 13.09 | 9.78 | 22.87 | 46.00 | -23.13 | AVG | |
| 11 | | 17.3310 | 24.37 | 9.95 | 34.32 | 60.00 | -25.68 | QP | |
| 12 | | 17.3310 | 16.33 | 9.95 | 26.28 | 50.00 | -23.72 | AVG | |

REMARKS:

- (1) Measurement Value = Reading Level + Correct Factor.
- (2) Margin Level = Measurement Value - Limit Value.

| | | | |
|----------------|--------|-------------|----------|
| Test Mode | Normal | Tested Date | 2021/3/4 |
| Test Frequency | - | Phase | Neutral |

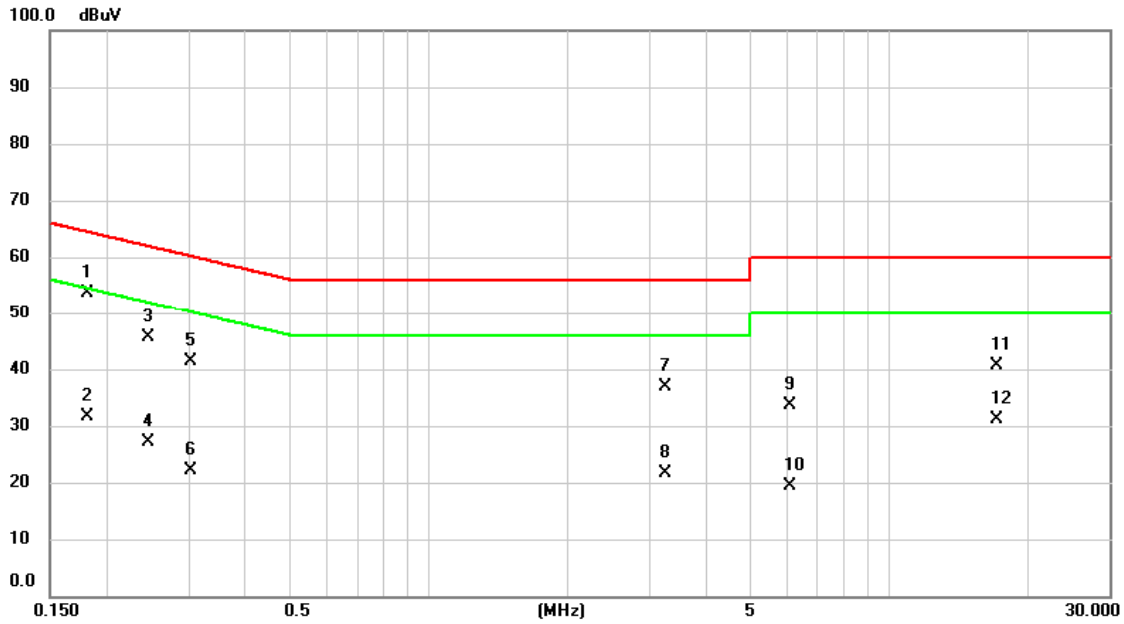


| No. | Mk. | Freq. MHz | Reading Level dBuV | Correct Factor dB | Measure- ment dBuV | Limit dBuV | Over dB | Detector | Comment |
|-----|-----|--------------|--------------------------|-------------------------|--------------------------|---------------|------------|----------|---------|
| 1 | * | 0.1635 | 45.44 | 9.68 | 55.12 | 65.28 | -10.16 | QP | |
| 2 | | 0.1635 | 21.29 | 9.68 | 30.97 | 55.28 | -24.31 | AVG | |
| 3 | | 0.2220 | 38.12 | 9.67 | 47.79 | 62.74 | -14.95 | QP | |
| 4 | | 0.2220 | 16.25 | 9.67 | 25.92 | 52.74 | -26.82 | AVG | |
| 5 | | 0.4290 | 30.78 | 9.68 | 40.46 | 57.27 | -16.81 | QP | |
| 6 | | 0.4290 | 18.61 | 9.68 | 28.29 | 47.27 | -18.98 | AVG | |
| 7 | | 3.3608 | 24.22 | 9.77 | 33.99 | 56.00 | -22.01 | QP | |
| 8 | | 3.3608 | 12.64 | 9.77 | 22.41 | 46.00 | -23.59 | AVG | |
| 9 | | 6.0023 | 14.22 | 9.84 | 24.06 | 60.00 | -35.94 | QP | |
| 10 | | 6.0023 | 4.80 | 9.84 | 14.64 | 50.00 | -35.36 | AVG | |
| 11 | | 16.9935 | 28.76 | 9.95 | 38.71 | 60.00 | -21.29 | QP | |
| 12 | | 16.9935 | 20.89 | 9.95 | 30.84 | 50.00 | -19.16 | AVG | |

REMARKS:

- (1) Measurement Value = Reading Level + Correct Factor.
- (2) Margin Level = Measurement Value - Limit Value.

| | | | |
|----------------|------|-------------|----------|
| Test Mode | Idle | Tested Date | 2021/3/4 |
| Test Frequency | - | Phase | Line |

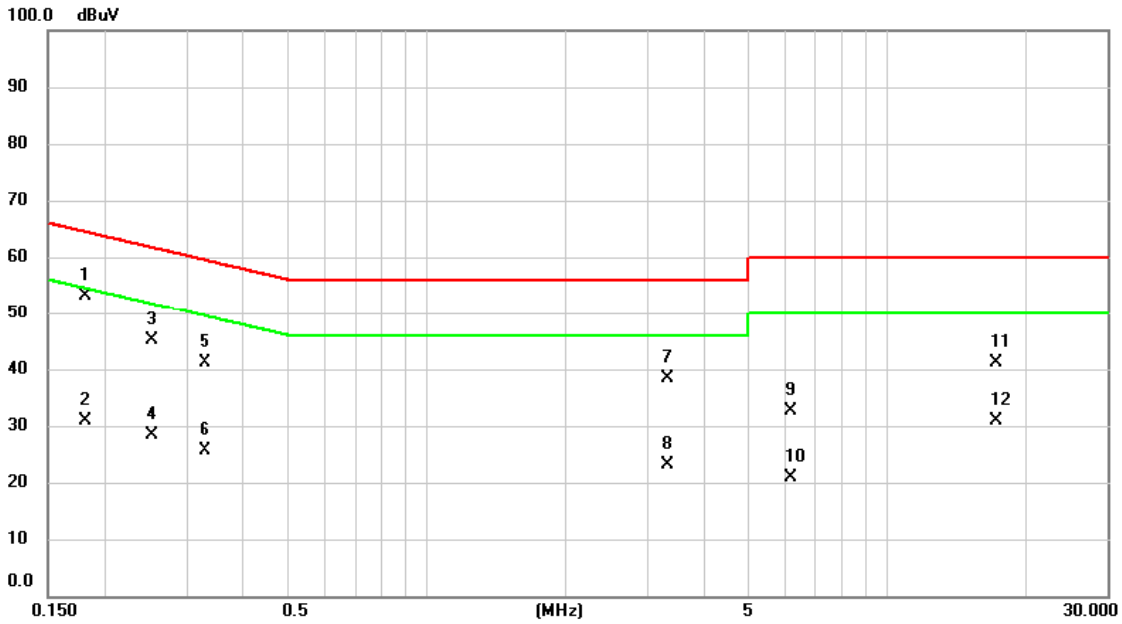


| No. | Mk. | Freq. MHz | Reading Level dBuV | Correct Factor dB | Measure- ment dBuV | Limit dBuV | Over dB | Detector | Comment |
|-----|-----|--------------|--------------------------|-------------------------|--------------------------|---------------|------------|----------|---------|
| 1 | * | 0.1815 | 44.00 | 9.67 | 53.67 | 64.42 | -10.75 | QP | |
| 2 | | 0.1815 | 21.87 | 9.67 | 31.54 | 54.42 | -22.88 | AVG | |
| 3 | | 0.2445 | 36.03 | 9.68 | 45.71 | 61.94 | -16.23 | QP | |
| 4 | | 0.2445 | 17.41 | 9.68 | 27.09 | 51.94 | -24.85 | AVG | |
| 5 | | 0.3030 | 31.64 | 9.68 | 41.32 | 60.16 | -18.84 | QP | |
| 6 | | 0.3030 | 12.35 | 9.68 | 22.03 | 50.16 | -28.13 | AVG | |
| 7 | | 3.2550 | 27.04 | 9.77 | 36.81 | 56.00 | -19.19 | QP | |
| 8 | | 3.2550 | 11.79 | 9.77 | 21.56 | 46.00 | -24.44 | AVG | |
| 9 | | 6.0787 | 23.85 | 9.85 | 33.70 | 60.00 | -26.30 | QP | |
| 10 | | 6.0787 | 9.46 | 9.85 | 19.31 | 50.00 | -30.69 | AVG | |
| 11 | | 17.0970 | 30.57 | 9.95 | 40.52 | 60.00 | -19.48 | QP | |
| 12 | | 17.0970 | 21.08 | 9.95 | 31.03 | 50.00 | -18.97 | AVG | |

REMARKS:

- (1) Measurement Value = Reading Level + Correct Factor.
- (2) Margin Level = Measurement Value - Limit Value.

| | | | |
|----------------|------|-------------|----------|
| Test Mode | Idle | Tested Date | 2021/3/4 |
| Test Frequency | - | Phase | Neutral |



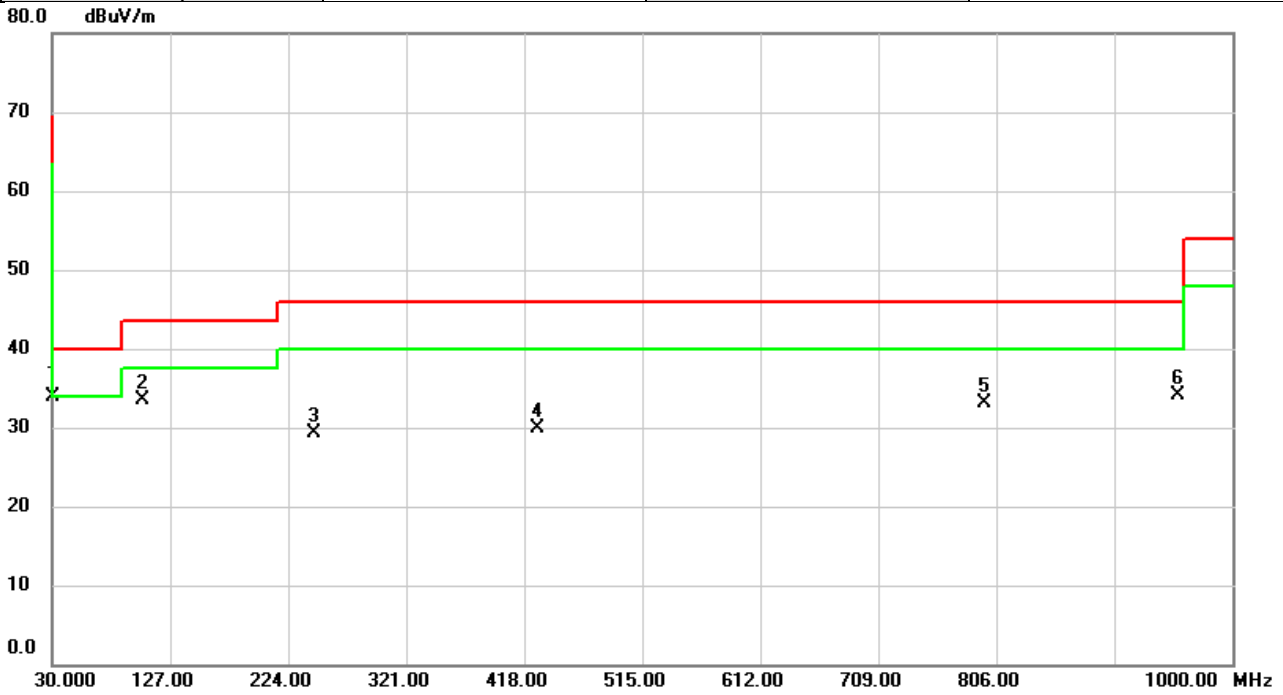
| No. | Mk. | Freq. MHz | Reading Level dBuV | Correct Factor dB | Measure- ment dBuV | Limit dBuV | Over dB | Detector | Comment |
|-----|-----|--------------|--------------------------|-------------------------|--------------------------|---------------|------------|----------|---------|
| 1 | * | 0.1815 | 43.38 | 9.67 | 53.05 | 64.42 | -11.37 | QP | |
| 2 | | 0.1815 | 21.33 | 9.67 | 31.00 | 54.42 | -23.42 | AVG | |
| 3 | | 0.2513 | 35.35 | 9.68 | 45.03 | 61.71 | -16.68 | QP | |
| 4 | | 0.2513 | 18.60 | 9.68 | 28.28 | 51.71 | -23.43 | AVG | |
| 5 | | 0.3303 | 31.50 | 9.68 | 41.18 | 59.44 | -18.26 | QP | |
| 6 | | 0.3303 | 16.01 | 9.68 | 25.69 | 49.44 | -23.75 | AVG | |
| 7 | | 3.3248 | 28.62 | 9.77 | 38.39 | 56.00 | -17.61 | QP | |
| 8 | | 3.3248 | 13.40 | 9.77 | 23.17 | 46.00 | -22.83 | AVG | |
| 9 | | 6.1755 | 22.74 | 9.85 | 32.59 | 60.00 | -27.41 | QP | |
| 10 | | 6.1755 | 11.07 | 9.85 | 20.92 | 50.00 | -29.08 | AVG | |
| 11 | | 17.1983 | 31.27 | 9.95 | 41.22 | 60.00 | -18.78 | QP | |
| 12 | | 17.1983 | 20.84 | 9.95 | 30.79 | 50.00 | -19.21 | AVG | |

REMARKS:

- (1) Measurement Value = Reading Level + Correct Factor.
- (2) Margin Level = Measurement Value - Limit Value.

APPENDIX B RADIATED EMISSIONS - 30 MHZ TO 1 GHZ

| | | | |
|----------------|-------------|--------------|-----------|
| Test Mode | IEEE802.11b | Test Date | 2021/3/19 |
| Test Frequency | 2462MHz | Polarization | Vertical |
| Temp | 23°C | Hum. | 66% |

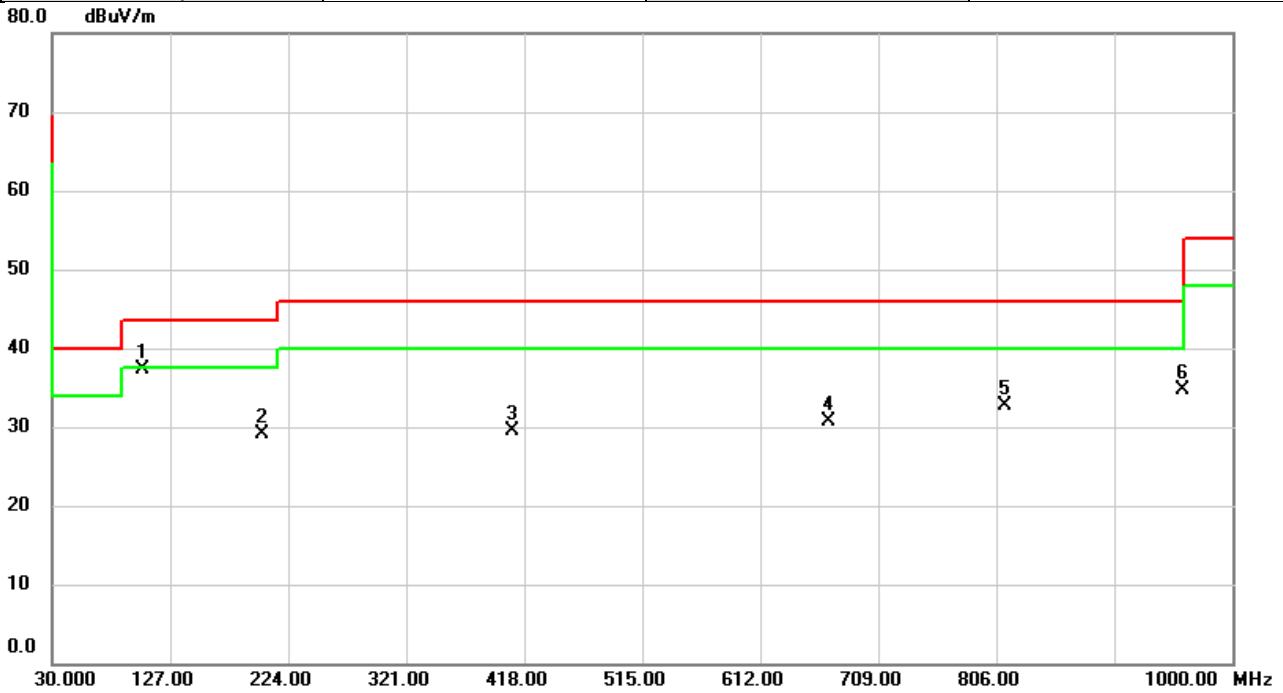


| No. | Mk. | Freq. | Reading Level | Correct Factor | Measurement | Limit | Over | Detector | Comment |
|-----|-----|----------|---------------|----------------|-------------|--------|--------|----------|---------|
| | | MHz | dBuV | dB | dBuV/m | dBuV/m | dB | | |
| 1 | * | 30.0000 | 42.97 | -9.06 | 33.91 | 40.00 | -6.09 | QP | |
| 2 | | 104.4636 | 45.92 | -12.40 | 33.52 | 43.50 | -9.98 | peak | |
| 3 | | 245.0166 | 38.81 | -9.46 | 29.35 | 46.00 | -16.65 | peak | |
| 4 | | 429.2196 | 34.16 | -4.17 | 29.99 | 46.00 | -16.01 | peak | |
| 5 | | 796.3646 | 30.57 | 2.52 | 33.09 | 46.00 | -12.91 | peak | |
| 6 | | 954.9273 | 28.91 | 5.15 | 34.06 | 46.00 | -11.94 | peak | |

REMARKS:

- (1) Measurement Value = Reading Level + Correct Factor.
- (2) Margin Level = Measurement Value - Limit Value.

| | | | |
|----------------|-------------|--------------|------------|
| Test Mode | IEEE802.11b | Test Date | 2021/3/19 |
| Test Frequency | 2462MHz | Polarization | Horizontal |
| Temp | 23°C | Hum. | 66% |



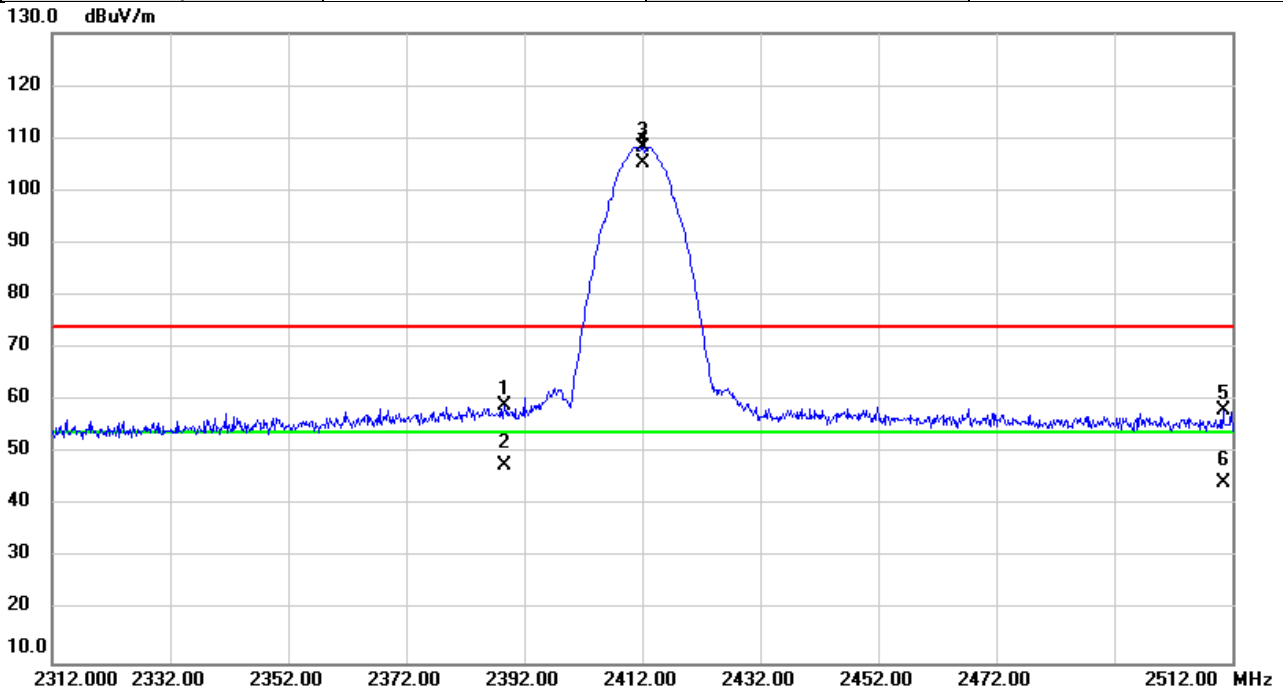
| No. | Mk. | Freq. | Reading Level | Correct Factor | Measurement | Limit | Over | Detector | Comment |
|-----|-----|----------|---------------|----------------|-------------|--------|--------|----------|---------|
| | | MHz | dBuV | dB | dBuV/m | dBuV/m | dB | | |
| 1 | * | 104.4636 | 49.76 | -12.40 | 37.36 | 43.50 | -6.14 | peak | |
| 2 | | 202.8216 | 39.91 | -10.75 | 29.16 | 43.50 | -14.34 | peak | |
| 3 | | 408.3970 | 34.17 | -4.64 | 29.53 | 46.00 | -16.47 | peak | |
| 4 | | 668.3570 | 30.47 | 0.32 | 30.79 | 46.00 | -15.21 | peak | |
| 5 | | 812.7253 | 29.88 | 2.77 | 32.65 | 46.00 | -13.35 | peak | |
| 6 | | 959.0013 | 29.43 | 5.20 | 34.63 | 46.00 | -11.37 | peak | |

REMARKS:

- (1) Measurement Value = Reading Level + Correct Factor.
- (2) Margin Level = Measurement Value - Limit Value.

APPENDIX C RADIATED EMISSIONS - ABOVE 1 GHZ

| | | | |
|----------------|-------------|--------------|-----------|
| Test Mode | IEEE802.11b | Test Date | 2021/3/18 |
| Test Frequency | 2412MHz | Polarization | Vertical |
| Temp | 23°C | Hum. | 66% |

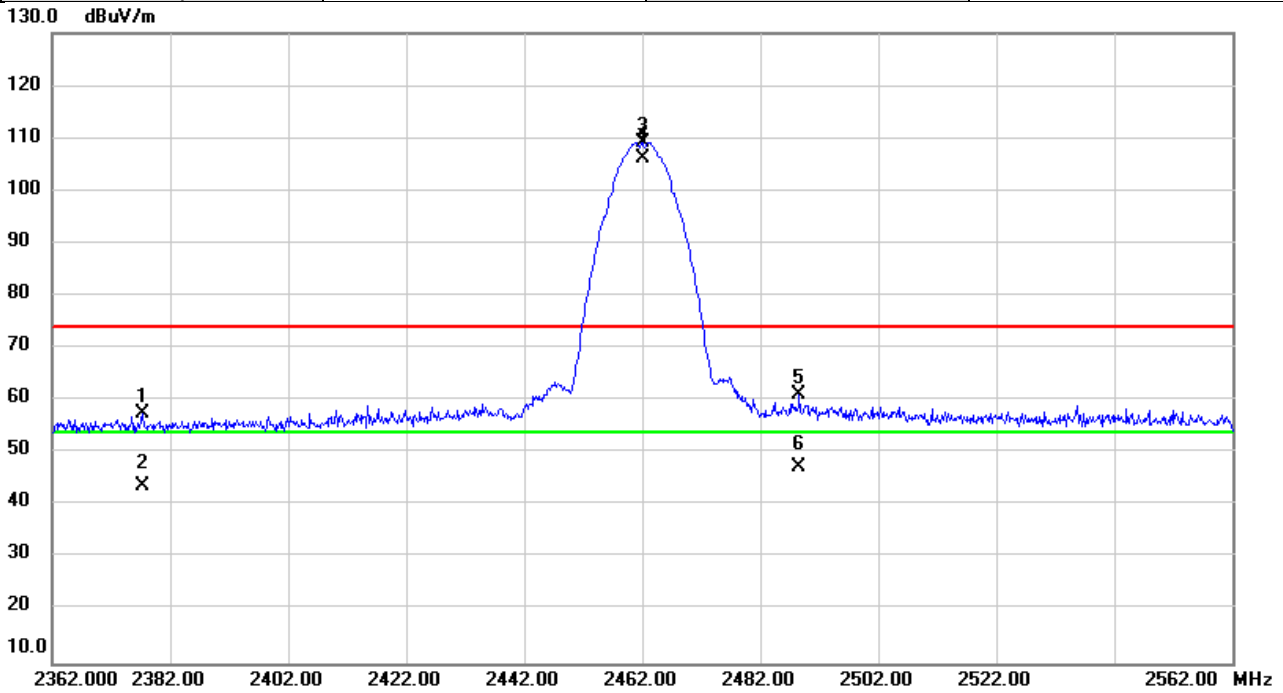


| No. | Mk. | Freq. | Reading Level | Correct Factor | Measurement | Limit | Over | Detector | Comment |
|-----|-----|----------|---------------|----------------|-------------|--------|--------|----------|---------|
| | | MHz | dBuV | dB | dBuV/m | dBuV/m | dB | | |
| 1 | | 2388.760 | 28.15 | 30.78 | 58.93 | 74.00 | -15.07 | peak | |
| 2 | | 2388.760 | 16.87 | 30.78 | 47.65 | 54.00 | -6.35 | AVG | |
| 3 | X | 2412.000 | 77.50 | 30.88 | 108.38 | 74.00 | 34.38 | peak | NoLimit |
| 4 | * | 2412.000 | 74.24 | 30.88 | 105.12 | 54.00 | 51.12 | AVG | NoLimit |
| 5 | | 2510.573 | 26.91 | 31.27 | 58.18 | 74.00 | -15.82 | peak | |
| 6 | | 2510.573 | 13.21 | 31.27 | 44.48 | 54.00 | -9.52 | AVG | |

REMARKS:

- (1) Measurement Value = Reading Level + Correct Factor.
- (2) Margin Level = Measurement Value - Limit Value.

| | | | |
|----------------|-------------|--------------|-----------|
| Test Mode | IEEE802.11b | Test Date | 2021/3/18 |
| Test Frequency | 2462MHz | Polarization | Vertical |
| Temp | 23°C | Hum. | 66% |

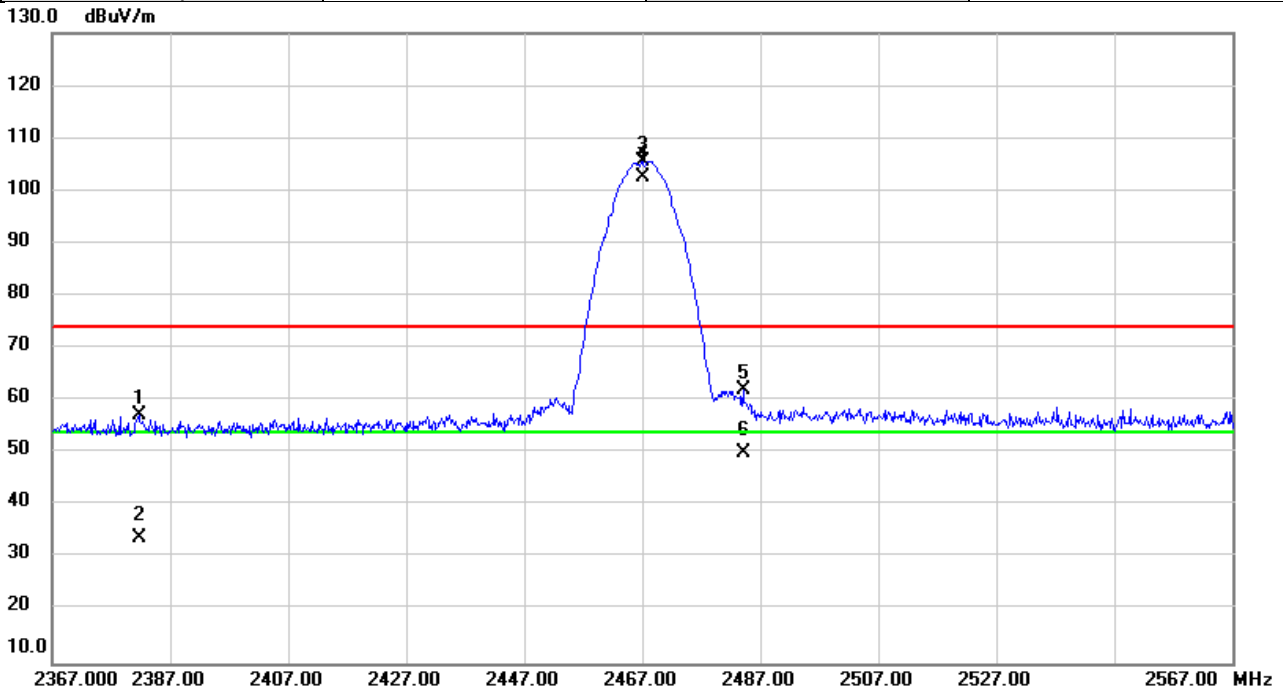


| No. | Mk. | Freq. | Reading Level | Correct Factor | Measurement | Limit | Over | Detector | Comment |
|-----|-----|----------|---------------|----------------|-------------|--------|--------|----------|---------|
| | | MHz | dBuV | dB | dBuV/m | dBuV/m | dB | | |
| 1 | | 2377.393 | 26.68 | 30.74 | 57.42 | 74.00 | -16.58 | peak | |
| 2 | | 2377.393 | 13.07 | 30.74 | 43.81 | 54.00 | -10.19 | AVG | |
| 3 | X | 2462.000 | 78.10 | 31.08 | 109.18 | 74.00 | 35.18 | peak | NoLimit |
| 4 | * | 2462.000 | 75.05 | 31.08 | 106.13 | 54.00 | 52.13 | AVG | NoLimit |
| 5 | | 2488.627 | 29.91 | 31.18 | 61.09 | 74.00 | -12.91 | peak | |
| 6 | | 2488.627 | 16.17 | 31.18 | 47.35 | 54.00 | -6.65 | AVG | |

REMARKS:

- (1) Measurement Value = Reading Level + Correct Factor.
- (2) Margin Level = Measurement Value - Limit Value.

| | | | |
|----------------|-------------|--------------|-----------|
| Test Mode | IEEE802.11b | Test Date | 2021/3/18 |
| Test Frequency | 2467MHz | Polarization | Vertical |
| Temp | 23°C | Hum. | 66% |

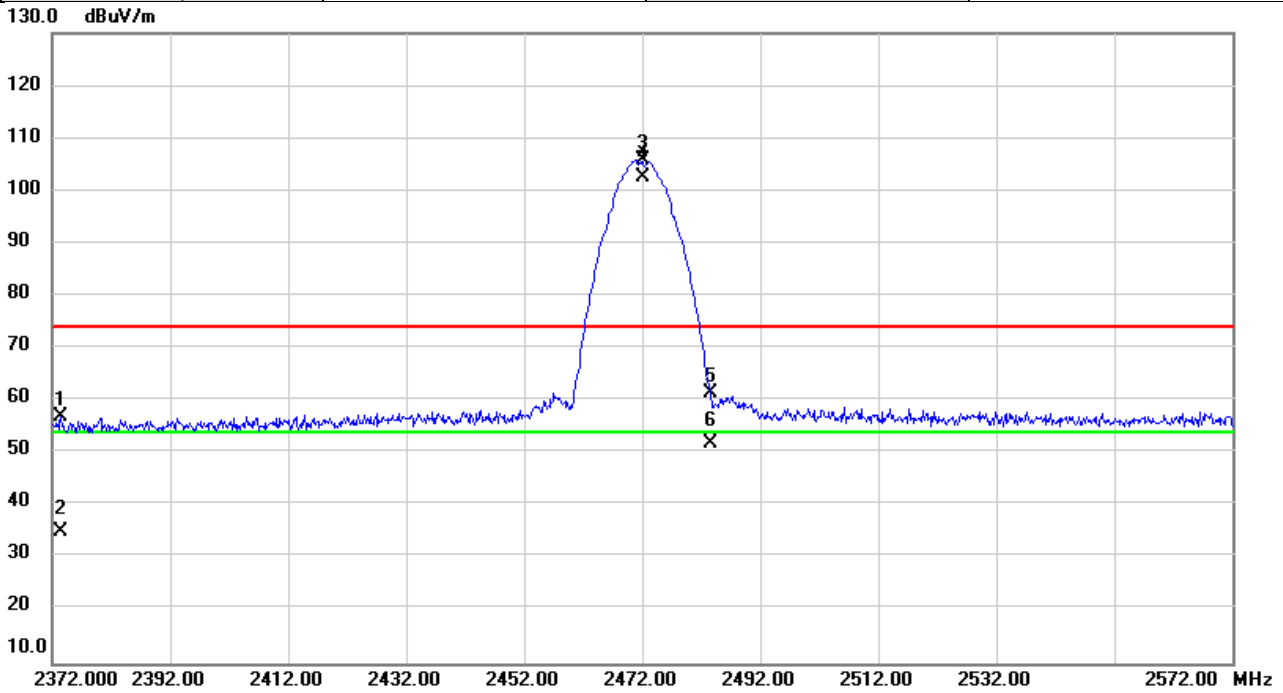


| No. | Mk. | Freq. | Reading Level | Correct Factor | Measurement | Limit | Over | Detector | Comment |
|-----|-----|----------|---------------|----------------|-------------|--------|--------|----------|---------|
| | | MHz | dBuV | dB | dBuV/m | dBuV/m | dB | | |
| 1 | | 2381.767 | 26.37 | 30.76 | 57.13 | 74.00 | -16.87 | peak | |
| 2 | | 2381.767 | 3.08 | 30.76 | 33.84 | 54.00 | -20.16 | AVG | |
| 3 | X | 2467.000 | 74.58 | 31.10 | 105.68 | 74.00 | 31.68 | peak | NoLimit |
| 4 | * | 2467.000 | 71.33 | 31.10 | 102.43 | 54.00 | 48.43 | AVG | NoLimit |
| 5 | | 2484.147 | 30.78 | 31.17 | 61.95 | 74.00 | -12.05 | peak | |
| 6 | | 2484.147 | 18.87 | 31.17 | 50.04 | 54.00 | -3.96 | AVG | |

REMARKS:

- (1) Measurement Value = Reading Level + Correct Factor.
- (2) Margin Level = Measurement Value - Limit Value.

| | | | |
|----------------|-------------|--------------|-----------|
| Test Mode | IEEE802.11b | Test Date | 2021/3/18 |
| Test Frequency | 2472MHz | Polarization | Vertical |
| Temp | 23°C | Hum. | 66% |

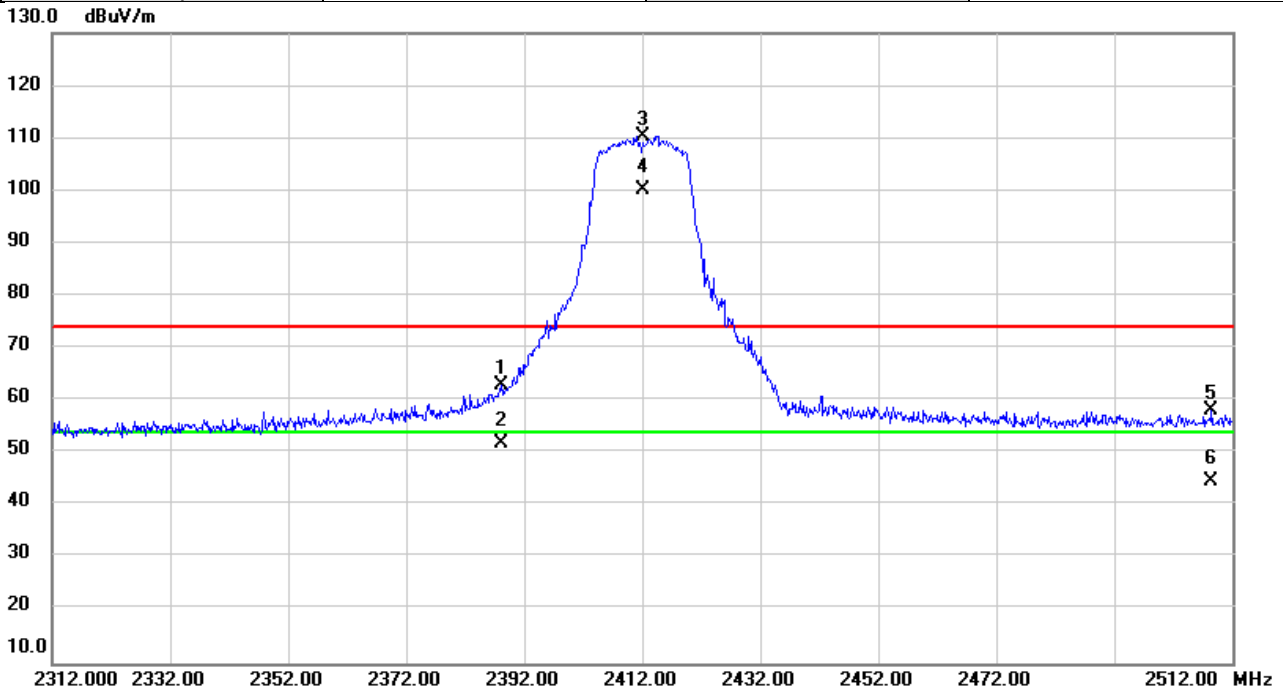


| No. | Mk. | Freq. | Reading Level | Correct Factor | Measurement | Limit | Over | Detector | Comment |
|-----|-----|----------|---------------|----------------|-------------|--------|--------|----------|---------|
| | | MHz | dBuV | dB | dBuV/m | dBuV/m | dB | | |
| 1 | | 2373.487 | 26.30 | 30.72 | 57.02 | 74.00 | -16.98 | peak | |
| 2 | | 2373.487 | 4.42 | 30.72 | 35.14 | 54.00 | -18.86 | AVG | |
| 3 | X | 2472.000 | 74.64 | 31.11 | 105.75 | 74.00 | 31.75 | peak | |
| 4 | * | 2472.000 | 71.48 | 31.11 | 102.59 | 54.00 | 48.59 | AVG | |
| 5 | | 2483.480 | 30.30 | 31.16 | 61.46 | 74.00 | -12.54 | peak | |
| 6 | | 2483.480 | 20.65 | 31.16 | 51.81 | 54.00 | -2.19 | AVG | |

REMARKS:

- (1) Measurement Value = Reading Level + Correct Factor.
- (2) Margin Level = Measurement Value - Limit Value.

| | | | |
|----------------|-------------|--------------|-----------|
| Test Mode | IEEE802.11g | Test Date | 2021/3/18 |
| Test Frequency | 2412MHz | Polarization | Vertical |
| Temp | 23°C | Hum. | 66% |

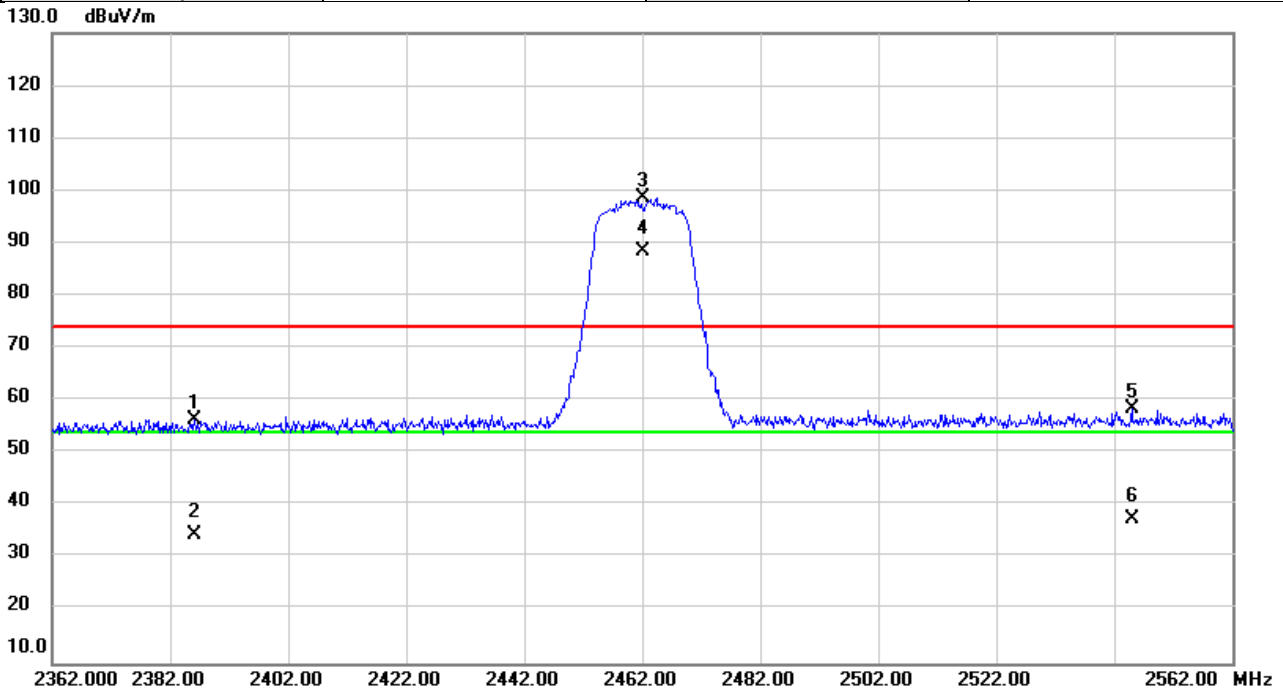


| No. | Mk. | Freq. | Reading Level | Correct Factor | Measurement | Limit | Over | Detector | Comment |
|-----|-----|----------|---------------|----------------|-------------|--------|--------|----------|---------|
| | | MHz | dBuV | dB | dBuV/m | dBuV/m | dB | | |
| 1 | | 2388.113 | 32.13 | 30.78 | 62.91 | 74.00 | -11.09 | peak | |
| 2 | | 2388.113 | 21.18 | 30.78 | 51.96 | 54.00 | -2.04 | AVG | |
| 3 | X | 2412.000 | 79.55 | 30.88 | 110.43 | 74.00 | 36.43 | peak | NoLimit |
| 4 | * | 2412.000 | 69.13 | 30.88 | 100.01 | 54.00 | 46.01 | AVG | NoLimit |
| 5 | | 2508.420 | 26.91 | 31.27 | 58.18 | 74.00 | -15.82 | peak | |
| 6 | | 2508.420 | 13.49 | 31.27 | 44.76 | 54.00 | -9.24 | AVG | |

REMARKS:

- (1) Measurement Value = Reading Level + Correct Factor.
- (2) Margin Level = Measurement Value - Limit Value.

| | | | |
|----------------|-------------|--------------|-----------|
| Test Mode | IEEE802.11g | Test Date | 2021/3/18 |
| Test Frequency | 2462MHz | Polarization | Vertical |
| Temp | 23°C | Hum. | 66% |

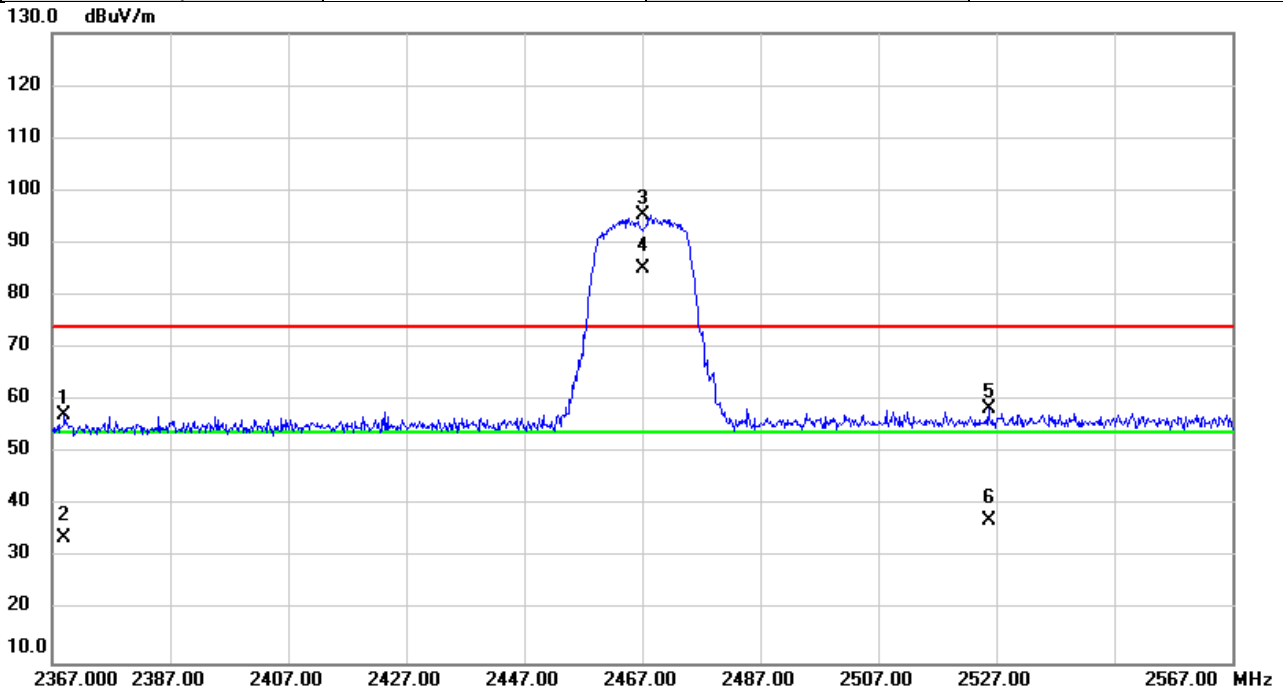


| No. | Mk. | Freq. | Reading Level | Correct Factor | Measurement | Limit | Over | Detector | Comment |
|-----|-----|----------|---------------|----------------|-------------|--------|--------|----------|---------|
| | | MHz | dBuV | dB | dBuV/m | dBuV/m | dB | | |
| 1 | | 2386.200 | 25.61 | 30.77 | 56.38 | 74.00 | -17.62 | peak | |
| 2 | | 2386.200 | 3.58 | 30.77 | 34.35 | 54.00 | -19.65 | AVG | |
| 3 | X | 2462.000 | 67.59 | 31.08 | 98.67 | 74.00 | 24.67 | peak | NoLimit |
| 4 | * | 2462.000 | 57.41 | 31.08 | 88.49 | 54.00 | 34.49 | AVG | NoLimit |
| 5 | | 2544.947 | 27.06 | 31.41 | 58.47 | 74.00 | -15.53 | peak | |
| 6 | | 2544.947 | 6.05 | 31.41 | 37.46 | 54.00 | -16.54 | AVG | |

REMARKS:

- (1) Measurement Value = Reading Level + Correct Factor.
- (2) Margin Level = Measurement Value - Limit Value.

| | | | |
|----------------|-------------|--------------|-----------|
| Test Mode | IEEE802.11g | Test Date | 2021/3/18 |
| Test Frequency | 2467MHz | Polarization | Vertical |
| Temp | 23°C | Hum. | 66% |

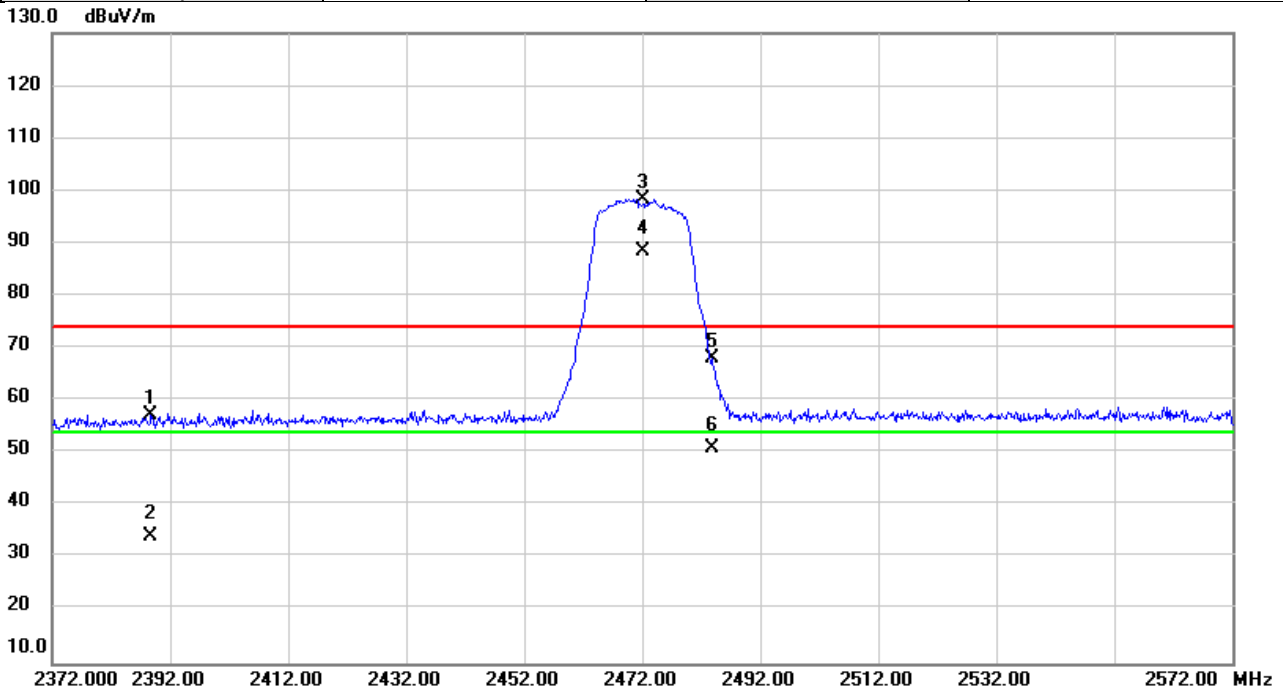


| No. | Mk. | Freq. | Reading Level | Correct Factor | Measurement | Limit | Over | Detector | Comment |
|-----|-----|----------|---------------|----------------|-------------|--------|--------|----------|---------|
| | | MHz | dBuV | dB | dBuV/m | dBuV/m | dB | | |
| 1 | | 2369.067 | 26.57 | 30.70 | 57.27 | 74.00 | -16.73 | peak | |
| 2 | | 2369.067 | 3.20 | 30.70 | 33.90 | 54.00 | -20.10 | AVG | |
| 3 | X | 2467.000 | 64.34 | 31.10 | 95.44 | 74.00 | 21.44 | peak | NoLimit |
| 4 | * | 2467.000 | 54.08 | 31.10 | 85.18 | 54.00 | 31.18 | AVG | NoLimit |
| 5 | | 2525.693 | 27.24 | 31.33 | 58.57 | 74.00 | -15.43 | peak | |
| 6 | | 2525.693 | 5.85 | 31.33 | 37.18 | 54.00 | -16.82 | AVG | |

REMARKS:

- (1) Measurement Value = Reading Level + Correct Factor.
- (2) Margin Level = Measurement Value - Limit Value.

| | | | |
|----------------|-------------|--------------|-----------|
| Test Mode | IEEE802.11g | Test Date | 2021/3/18 |
| Test Frequency | 2472MHz | Polarization | Vertical |
| Temp | 23°C | Hum. | 66% |

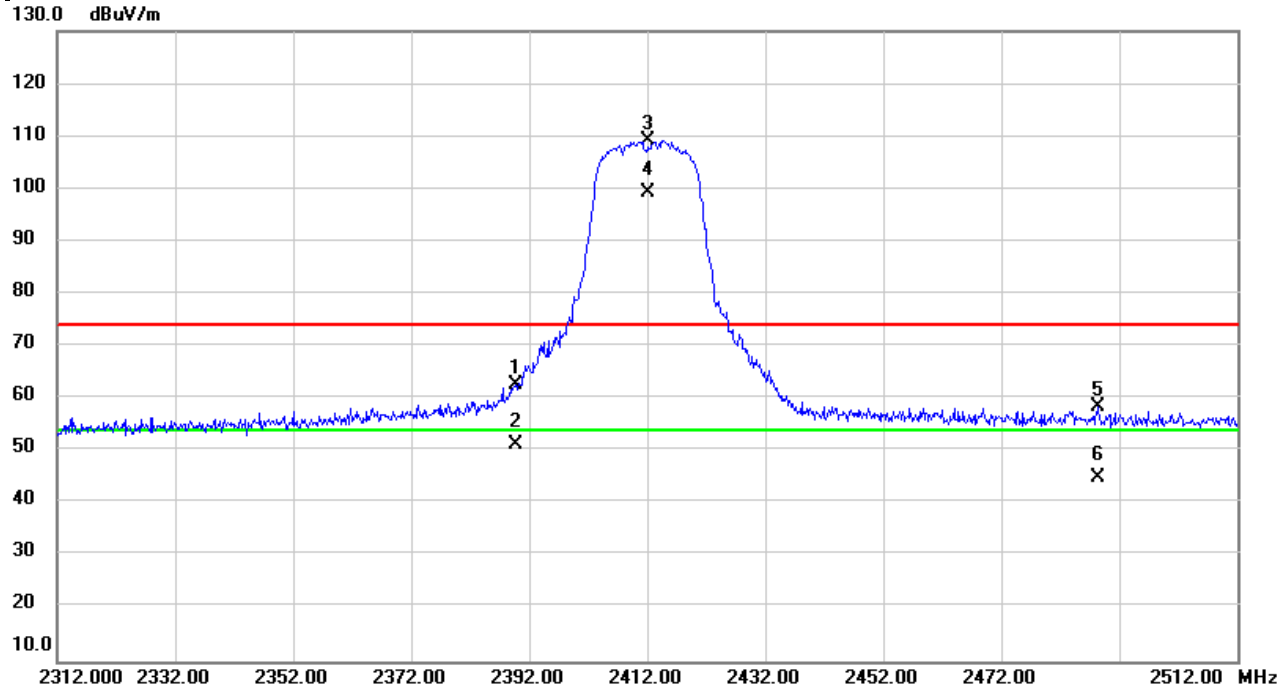


| No. | Mk. | Freq. | Reading Level | Correct Factor | Measurement | Limit | Over | Detector | Comment |
|-----|-----|----------|---------------|----------------|-------------|--------|--------|----------|---------|
| | | MHz | dBuV | dB | dBuV/m | dBuV/m | dB | | |
| 1 | | 2388.620 | 26.46 | 30.78 | 57.24 | 74.00 | -16.76 | peak | |
| 2 | | 2388.620 | 3.39 | 30.78 | 34.17 | 54.00 | -19.83 | AVG | |
| 3 | X | 2472.000 | 67.23 | 31.11 | 98.34 | 74.00 | 24.34 | peak | NoLimit |
| 4 | * | 2472.000 | 57.21 | 31.11 | 88.32 | 54.00 | 34.32 | AVG | NoLimit |
| 5 | | 2483.780 | 37.01 | 31.16 | 68.17 | 74.00 | -5.83 | peak | |
| 6 | | 2483.780 | 19.74 | 31.16 | 50.90 | 54.00 | -3.10 | AVG | |

REMARKS:

- (1) Measurement Value = Reading Level + Correct Factor.
- (2) Margin Level = Measurement Value - Limit Value.

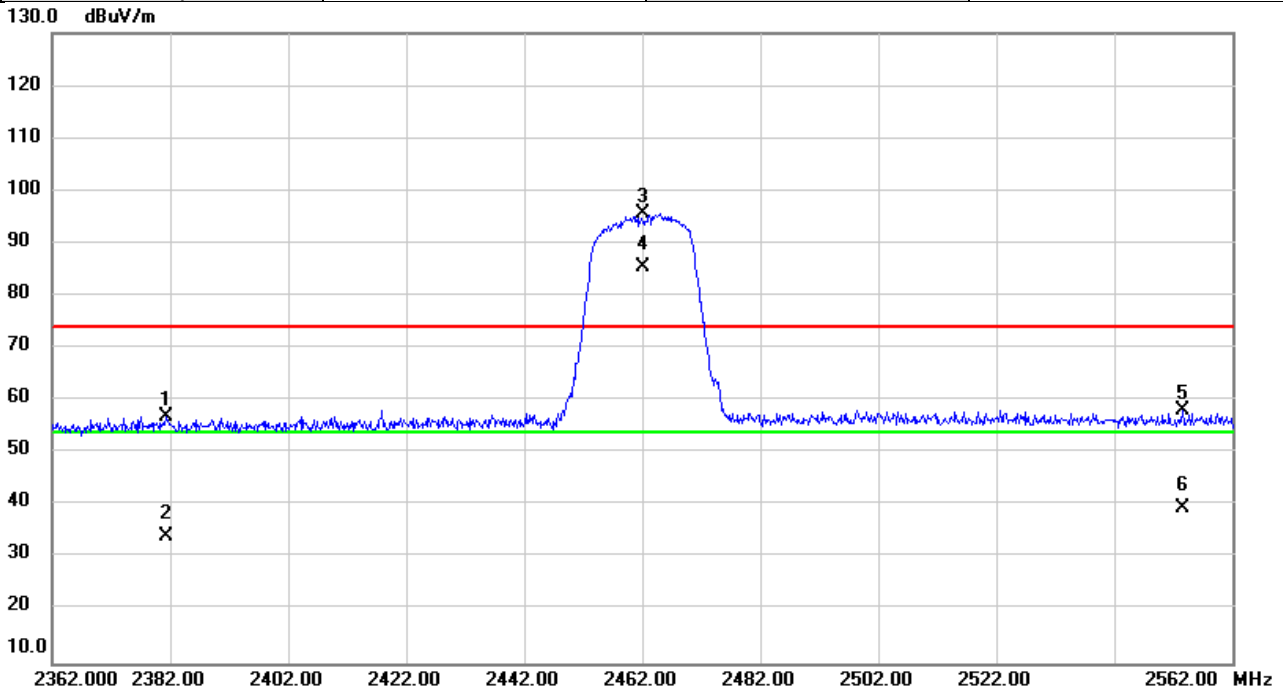
| | | | |
|----------------|-------------------|--------------|-----------|
| Test Mode | IEEE802.11n(HT20) | Test Date | 2021/3/18 |
| Test Frequency | 2412MHz | Polarization | Vertical |
| Temp | 23°C | Hum. | 66% |



| No. | Mk. | Freq. | Reading Level | Correct Factor | Measurement | Limit | Over | Detector | Comment |
|-----|-----|----------|---------------|----------------|-------------|--------|--------|----------|---------|
| | | MHz | dBuV | dB | dBuV/m | dBuV/m | dB | | |
| 1 | | 2389.780 | 31.74 | 30.79 | 62.53 | 74.00 | -11.47 | peak | |
| 2 | | 2389.780 | 20.35 | 30.79 | 51.14 | 54.00 | -2.86 | AVG | |
| 3 | X | 2412.000 | 78.21 | 30.88 | 109.09 | 74.00 | 35.09 | peak | NoLimit |
| 4 | * | 2412.000 | 68.27 | 30.88 | 99.15 | 54.00 | 45.15 | AVG | NoLimit |
| 5 | | 2488.513 | 27.40 | 31.18 | 58.58 | 74.00 | -15.42 | peak | |
| 6 | | 2488.513 | 13.69 | 31.18 | 44.87 | 54.00 | -9.13 | AVG | |

REMARKS:
 (1) Measurement Value = Reading Level + Correct Factor.
 (2) Margin Level = Measurement Value - Limit Value.

| | | | |
|----------------|-------------------|--------------|-----------|
| Test Mode | IEEE802.11n(HT20) | Test Date | 2021/3/18 |
| Test Frequency | 2462MHz | Polarization | Vertical |
| Temp | 23°C | Hum. | 66% |

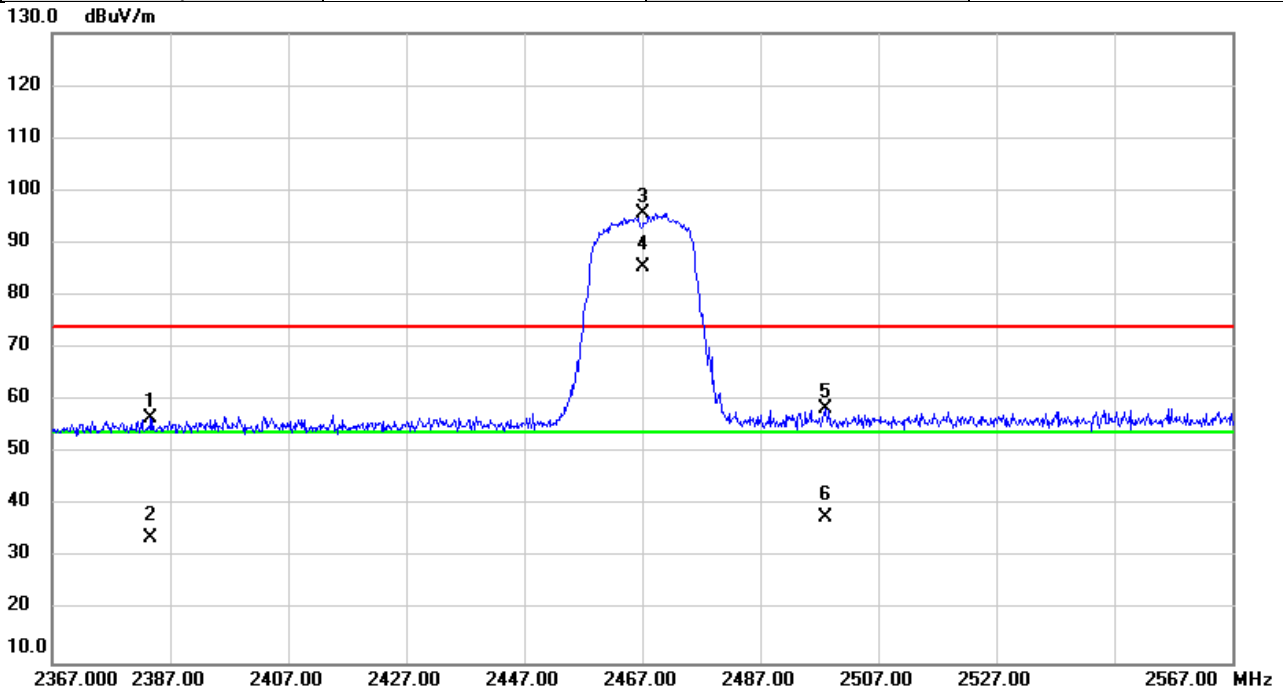


| No. | Mk. | Freq. | Reading Level | Correct Factor | Measurement | Limit | Over | Detector | Comment |
|-----|-----|----------|---------------|----------------|-------------|--------|--------|----------|---------|
| | | MHz | dBuV | dB | dBuV/m | dBuV/m | dB | | |
| 1 | | 2381.300 | 26.25 | 30.76 | 57.01 | 74.00 | -16.99 | peak | |
| 2 | | 2381.300 | 3.28 | 30.76 | 34.04 | 54.00 | -19.96 | AVG | |
| 3 | X | 2462.000 | 64.54 | 31.08 | 95.62 | 74.00 | 21.62 | peak | NoLimit |
| 4 | * | 2462.000 | 54.47 | 31.08 | 85.55 | 54.00 | 31.55 | AVG | NoLimit |
| 5 | | 2553.647 | 26.79 | 31.45 | 58.24 | 74.00 | -15.76 | peak | |
| 6 | | 2553.647 | 7.97 | 31.45 | 39.42 | 54.00 | -14.58 | AVG | |

REMARKS:

- (1) Measurement Value = Reading Level + Correct Factor.
- (2) Margin Level = Measurement Value - Limit Value.

| | | | |
|----------------|-------------------|--------------|-----------|
| Test Mode | IEEE802.11n(HT20) | Test Date | 2021/3/18 |
| Test Frequency | 2467MHz | Polarization | Vertical |
| Temp | 23°C | Hum. | 66% |

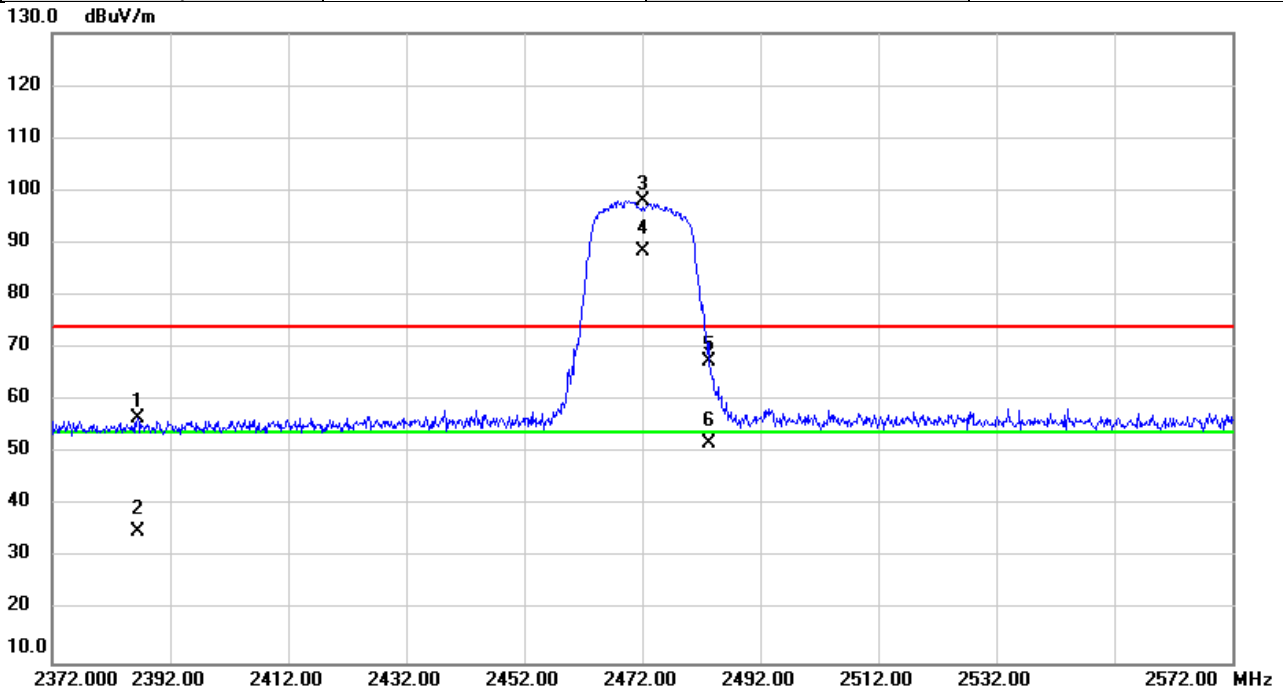


| No. | Mk. | Freq. | Reading Level | Correct Factor | Measurement | Limit | Over | Detector | Comment |
|-----|-----|----------|---------------|----------------|-------------|--------|--------|----------|---------|
| | | MHz | dBuV | dB | dBuV/m | dBuV/m | dB | | |
| 1 | | 2383.620 | 25.80 | 30.76 | 56.56 | 74.00 | -17.44 | peak | |
| 2 | | 2383.620 | 3.09 | 30.76 | 33.85 | 54.00 | -20.15 | AVG | |
| 3 | X | 2467.000 | 64.47 | 31.10 | 95.57 | 74.00 | 21.57 | peak | NoLimit |
| 4 | * | 2467.000 | 54.42 | 31.10 | 85.52 | 54.00 | 31.52 | AVG | NoLimit |
| 5 | | 2498.153 | 27.34 | 31.22 | 58.56 | 74.00 | -15.44 | peak | |
| 6 | | 2498.153 | 6.42 | 31.22 | 37.64 | 54.00 | -16.36 | AVG | |

REMARKS:

- (1) Measurement Value = Reading Level + Correct Factor.
- (2) Margin Level = Measurement Value - Limit Value.

| | | | |
|----------------|-------------------|--------------|-----------|
| Test Mode | IEEE802.11n(HT20) | Test Date | 2021/3/18 |
| Test Frequency | 2472MHz | Polarization | Vertical |
| Temp | 23°C | Hum. | 66% |

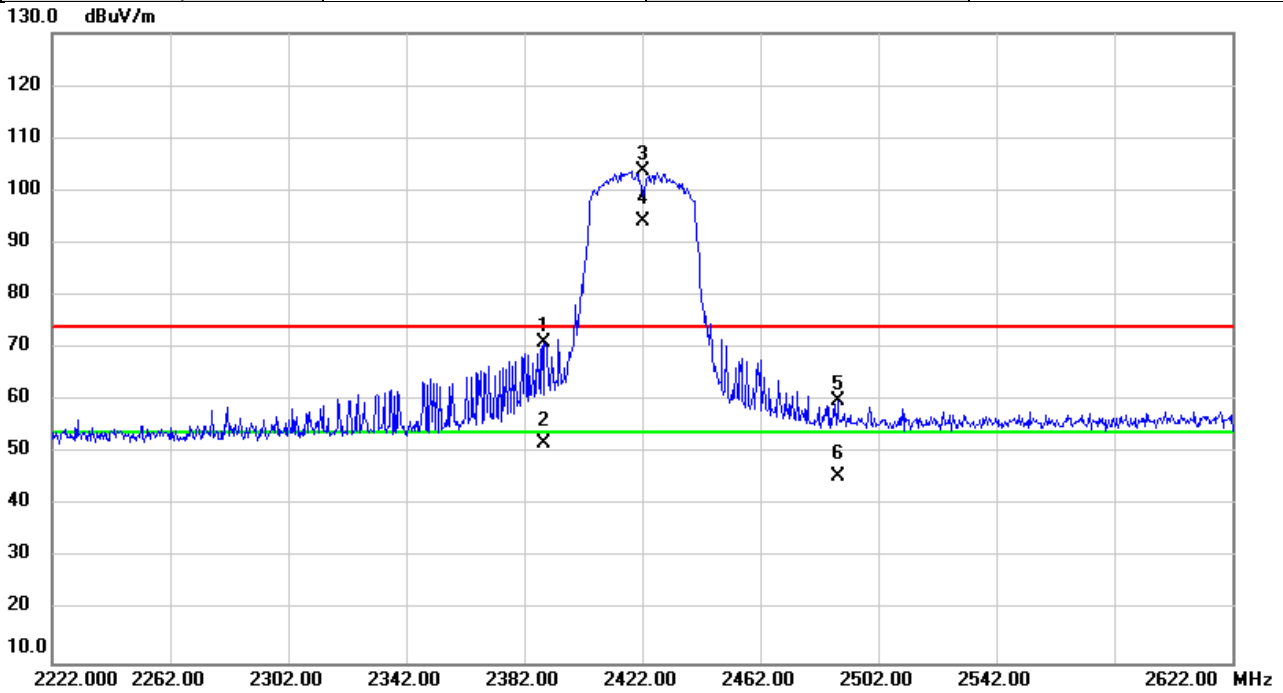


| No. | Mk. | Freq. | Reading Level | Correct Factor | Measurement | Limit | Over | Detector | Comment |
|-----|-----|----------|---------------|----------------|-------------|--------|--------|----------|---------|
| | | MHz | dBuV | dB | dBuV/m | dBuV/m | dB | | |
| 1 | | 2386.413 | 25.89 | 30.77 | 56.66 | 74.00 | -17.34 | peak | |
| 2 | | 2386.413 | 4.25 | 30.77 | 35.02 | 54.00 | -18.98 | AVG | |
| 3 | X | 2472.000 | 66.90 | 31.11 | 98.01 | 74.00 | 24.01 | peak | NoLimit |
| 4 | * | 2472.000 | 57.28 | 31.11 | 88.39 | 54.00 | 34.39 | AVG | NoLimit |
| 5 | | 2483.460 | 36.17 | 31.16 | 67.33 | 74.00 | -6.67 | peak | |
| 6 | | 2483.460 | 20.65 | 31.16 | 51.81 | 54.00 | -2.19 | AVG | |

REMARKS:

- (1) Measurement Value = Reading Level + Correct Factor.
- (2) Margin Level = Measurement Value - Limit Value.

| | | | |
|----------------|-------------------|--------------|-----------|
| Test Mode | IEEE802.11n(HT40) | Test Date | 2021/3/18 |
| Test Frequency | 2422MHz | Polarization | Vertical |
| Temp | 23°C | Hum. | 66% |

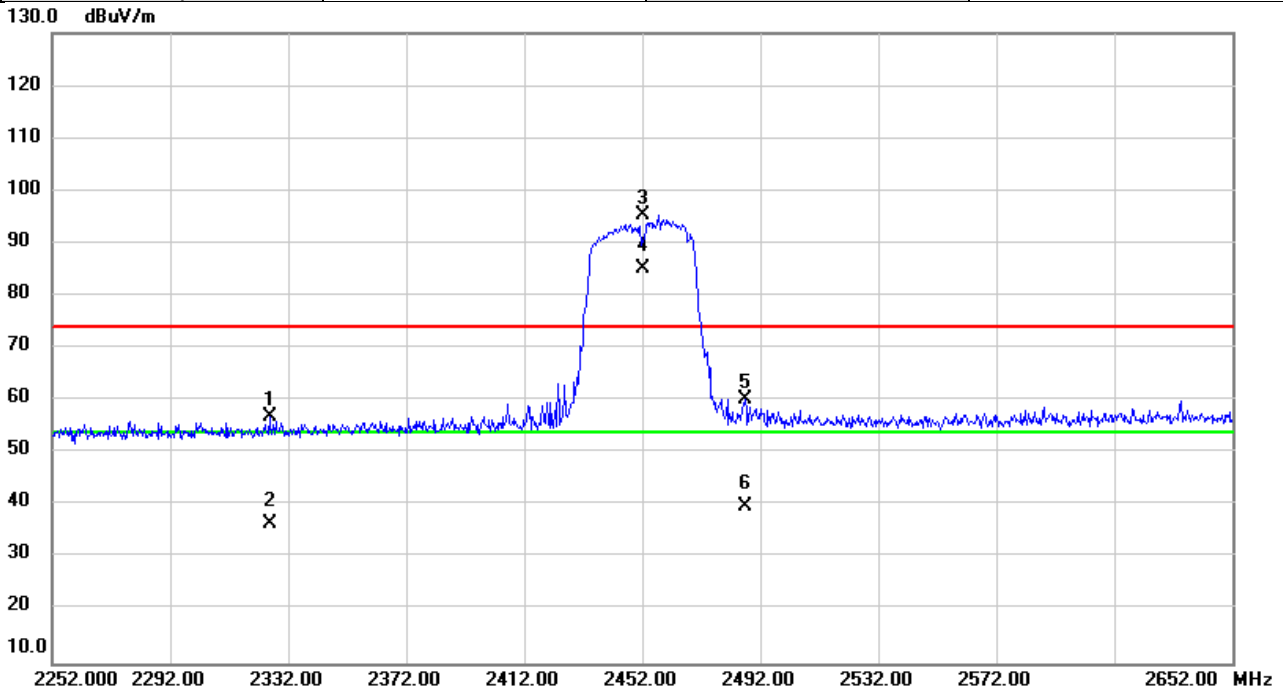


| No. | Mk. | Freq. | Reading Level | Correct Factor | Measurement | Limit | Over | Detector | Comment |
|-----|-----|----------|---------------|----------------|-------------|--------|--------|----------|---------|
| | | MHz | dBuV | dB | dBuV/m | dBuV/m | dB | | |
| 1 | | 2388.893 | 40.18 | 30.78 | 70.96 | 74.00 | -3.04 | peak | |
| 2 | | 2388.893 | 20.98 | 30.78 | 51.76 | 54.00 | -2.24 | AVG | |
| 3 | X | 2422.000 | 72.70 | 30.91 | 103.61 | 74.00 | 29.61 | peak | NoLimit |
| 4 | * | 2422.000 | 63.31 | 30.91 | 94.22 | 54.00 | 40.22 | AVG | NoLimit |
| 5 | | 2488.200 | 28.69 | 31.18 | 59.87 | 74.00 | -14.13 | peak | |
| 6 | | 2488.200 | 14.50 | 31.18 | 45.68 | 54.00 | -8.32 | AVG | |

REMARKS:

- (1) Measurement Value = Reading Level + Correct Factor.
- (2) Margin Level = Measurement Value - Limit Value.

| | | | |
|----------------|-------------------|--------------|-----------|
| Test Mode | IEEE802.11n(HT40) | Test Date | 2021/3/18 |
| Test Frequency | 2452MHz | Polarization | Vertical |
| Temp | 23°C | Hum. | 66% |

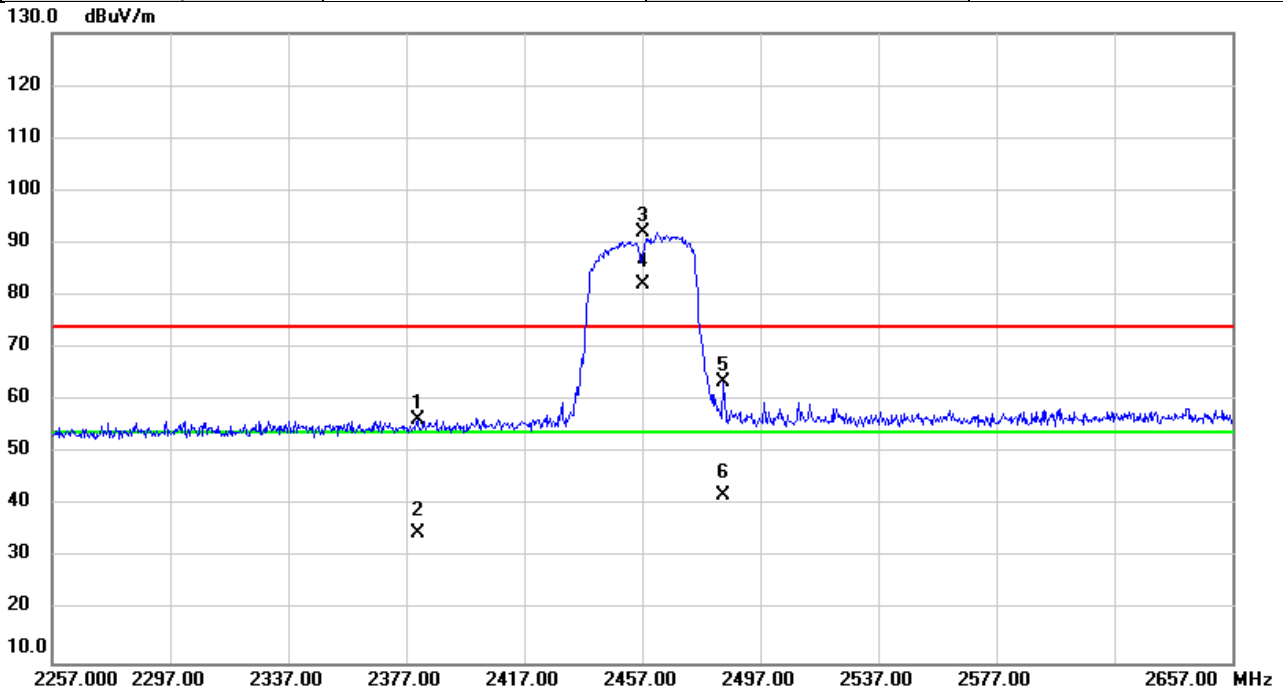


| No. | Mk. | Freq. | Reading Level | Correct Factor | Measurement | Limit | Over | Detector | Comment |
|-----|-----|----------|---------------|----------------|-------------|--------|--------|----------|---------|
| | | MHz | dBuV | dB | dBuV/m | dBuV/m | dB | | |
| 1 | | 2325.800 | 26.56 | 30.54 | 57.10 | 74.00 | -16.90 | peak | |
| 2 | | 2325.800 | 5.94 | 30.54 | 36.48 | 54.00 | -17.52 | AVG | |
| 3 | X | 2452.000 | 64.33 | 31.04 | 95.37 | 74.00 | 21.37 | peak | NoLimit |
| 4 | * | 2452.000 | 54.14 | 31.04 | 85.18 | 54.00 | 31.18 | AVG | NoLimit |
| 5 | | 2487.093 | 28.96 | 31.18 | 60.14 | 74.00 | -13.86 | peak | |
| 6 | | 2487.093 | 8.74 | 31.18 | 39.92 | 54.00 | -14.08 | AVG | |

REMARKS:

- (1) Measurement Value = Reading Level + Correct Factor.
- (2) Margin Level = Measurement Value - Limit Value.

| | | | |
|----------------|-------------------|--------------|-----------|
| Test Mode | IEEE802.11n(HT40) | Test Date | 2021/3/18 |
| Test Frequency | 2457MHz | Polarization | Vertical |
| Temp | 23°C | Hum. | 66% |

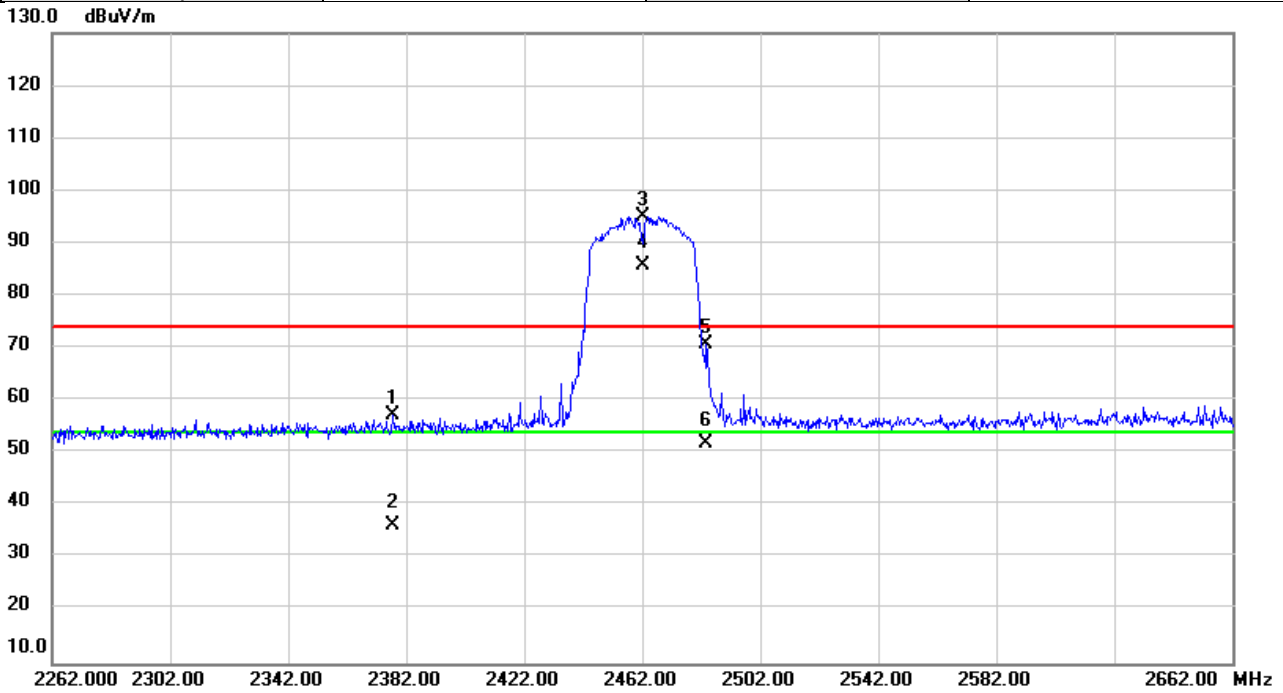


| No. | Mk. | Freq. | Reading Level | Correct Factor | Measurement | Limit | Over | Detector | Comment |
|-----|-----|----------|---------------|----------------|-------------|--------|--------|----------|---------|
| | | MHz | dBuV | dB | dBuV/m | dBuV/m | dB | | |
| 1 | | 2380.760 | 25.72 | 30.75 | 56.47 | 74.00 | -17.53 | peak | |
| 2 | | 2380.760 | 3.92 | 30.75 | 34.67 | 54.00 | -19.33 | AVG | |
| 3 | X | 2457.000 | 60.93 | 31.05 | 91.98 | 74.00 | 17.98 | peak | NoLimit |
| 4 | * | 2457.000 | 51.03 | 31.05 | 82.08 | 54.00 | 28.08 | AVG | NoLimit |
| 5 | | 2484.587 | 32.41 | 31.17 | 63.58 | 74.00 | -10.42 | peak | |
| 6 | | 2484.587 | 10.80 | 31.17 | 41.97 | 54.00 | -12.03 | AVG | |

REMARKS:

- (1) Measurement Value = Reading Level + Correct Factor.
- (2) Margin Level = Measurement Value - Limit Value.

| | | | |
|----------------|-------------------|--------------|-----------|
| Test Mode | IEEE802.11n(HT40) | Test Date | 2021/3/18 |
| Test Frequency | 2462MHz | Polarization | Vertical |
| Temp | 23°C | Hum. | 66% |

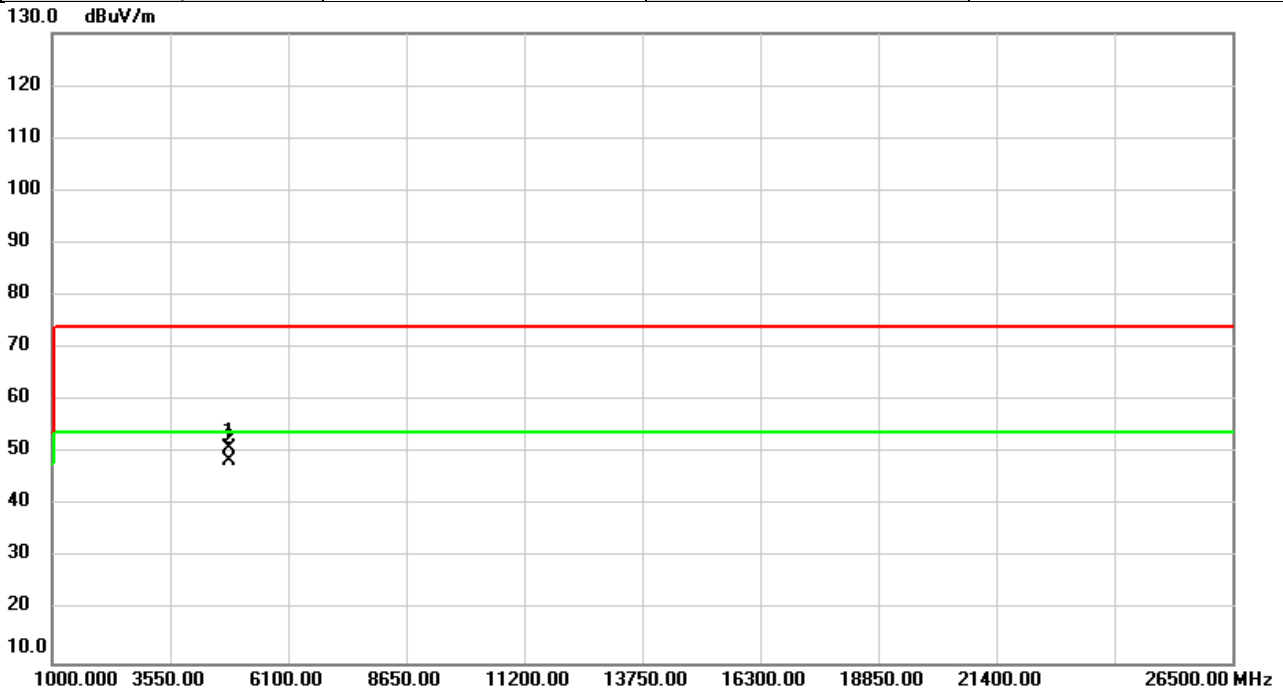


| No. | Mk. | Freq. | Reading Level | Correct Factor | Measurement | Limit | Over | Detector | Comment |
|-----|-----|----------|---------------|----------------|-------------|--------|--------|----------|---------|
| | | MHz | dBuV | dB | dBuV/m | dBuV/m | dB | | |
| 1 | | 2377.520 | 26.57 | 30.74 | 57.31 | 74.00 | -16.69 | peak | |
| 2 | | 2377.520 | 5.42 | 30.74 | 36.16 | 54.00 | -17.84 | AVG | |
| 3 | X | 2462.000 | 63.95 | 31.08 | 95.03 | 74.00 | 21.03 | peak | NoLimit |
| 4 | * | 2462.000 | 54.63 | 31.08 | 85.71 | 54.00 | 31.71 | AVG | NoLimit |
| 5 | | 2483.680 | 39.46 | 31.16 | 70.62 | 74.00 | -3.38 | peak | |
| 6 | | 2483.680 | 20.61 | 31.16 | 51.77 | 54.00 | -2.23 | AVG | |

REMARKS:

- (1) Measurement Value = Reading Level + Correct Factor.
- (2) Margin Level = Measurement Value - Limit Value.

| | | | |
|----------------|-------------|--------------|-----------|
| Test Mode | IEEE802.11b | Test Date | 2021/3/18 |
| Test Frequency | 2412MHz | Polarization | Vertical |
| Temp | 23°C | Hum. | 66% |

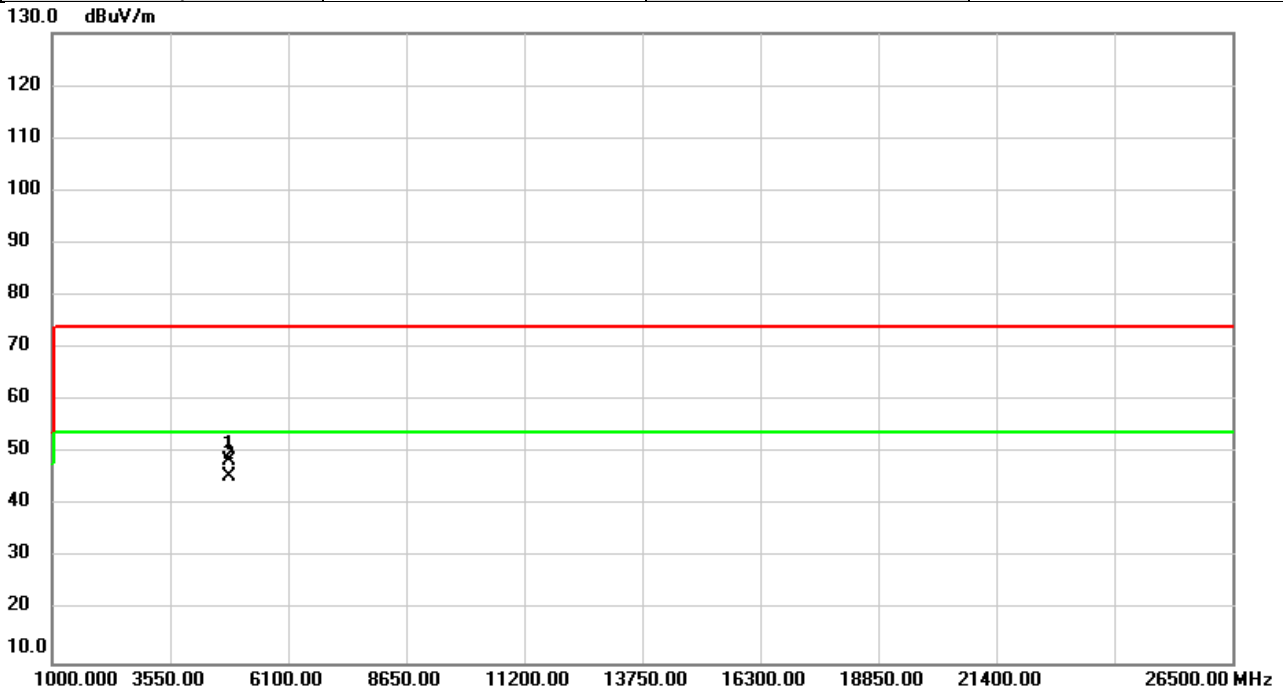


| No. | Mk. | Freq. | Reading Level | Correct Factor | Measurement | Limit | Over | Detector | Comment |
|-----|-----|----------|---------------|----------------|-------------|--------|--------|----------|---------|
| | | MHz | dBuV | dB | dBuV/m | dBuV/m | dB | | |
| 1 | | 4824.000 | 60.87 | -9.96 | 50.91 | 74.00 | -23.09 | peak | |
| 2 | * | 4824.000 | 58.40 | -9.96 | 48.44 | 54.00 | -5.56 | AVG | |

REMARKS:

- (1) Measurement Value = Reading Level + Correct Factor.
- (2) Margin Level = Measurement Value - Limit Value.

| | | | |
|----------------|-------------|--------------|------------|
| Test Mode | IEEE802.11b | Test Date | 2021/3/18 |
| Test Frequency | 2412MHz | Polarization | Horizontal |
| Temp | 23°C | Hum. | 66% |

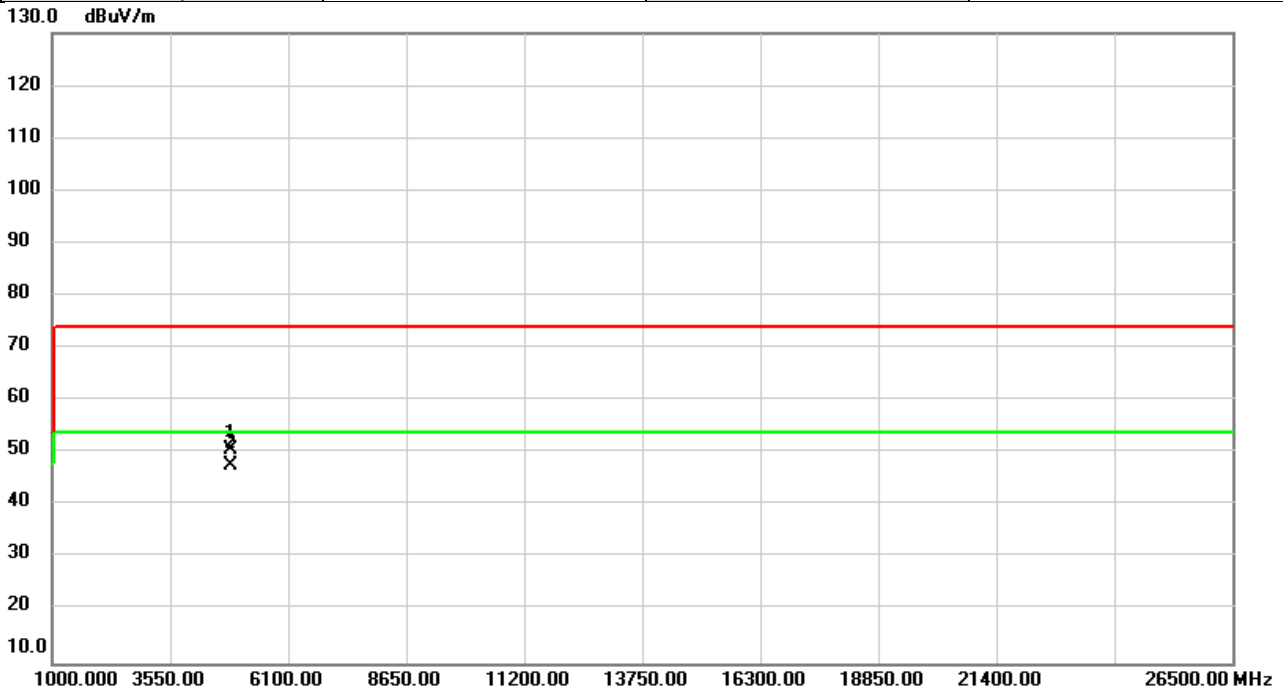


| No. | Mk. | Freq. | Reading Level | Correct Factor | Measurement | Limit | Over | Detector | Comment |
|-----|-----|----------|---------------|----------------|-------------|--------|--------|----------|---------|
| | | MHz | dBuV | dB | dBuV/m | dBuV/m | dB | | |
| 1 | | 4824.000 | 58.59 | -9.96 | 48.63 | 74.00 | -25.37 | peak | |
| 2 | * | 4824.000 | 55.51 | -9.96 | 45.55 | 54.00 | -8.45 | AVG | |

REMARKS:

- (1) Measurement Value = Reading Level + Correct Factor.
- (2) Margin Level = Measurement Value - Limit Value.

| | | | |
|----------------|-------------|--------------|-----------|
| Test Mode | IEEE802.11b | Test Date | 2021/3/18 |
| Test Frequency | 2437MHz | Polarization | Vertical |
| Temp | 23°C | Hum. | 66% |

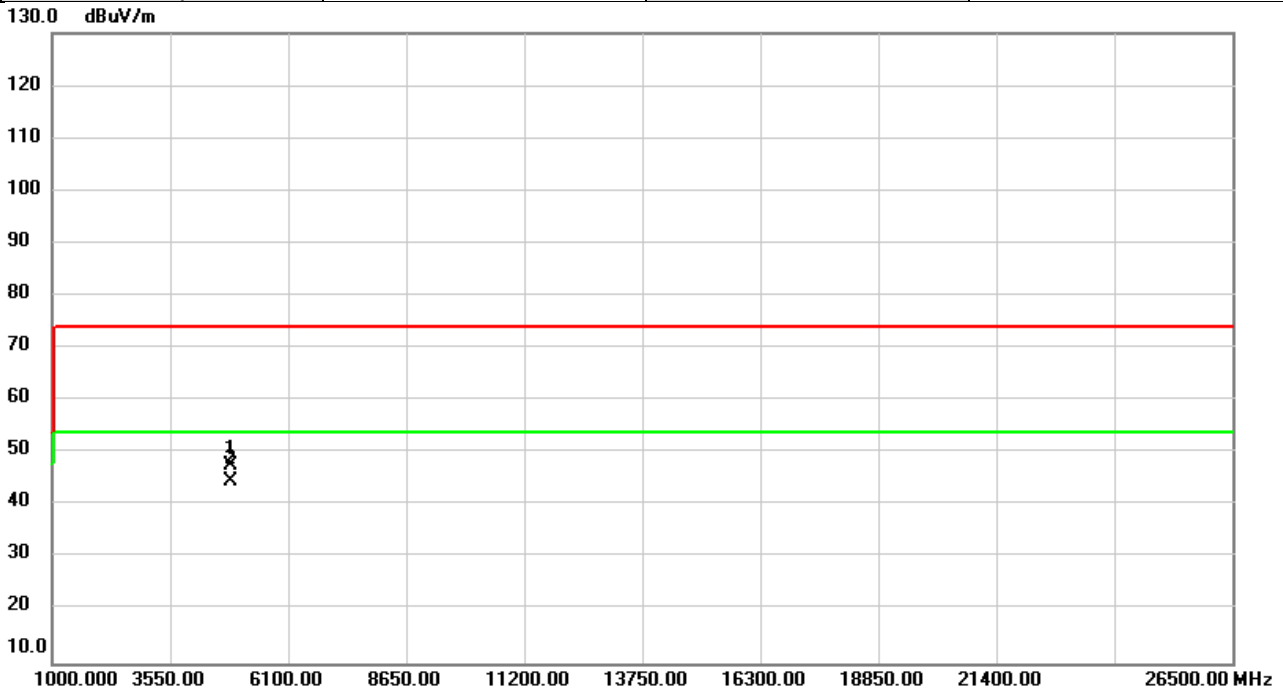


| No. | Mk. | Freq. MHz | Reading Level dBuV | Correct Factor dB | Measure- ment dBuV/m | Limit dBuV/m | Over dB | Detector | Comment |
|-----|-----|--------------|--------------------------|-------------------------|----------------------------|-----------------|------------|----------|---------|
| 1 | | 4874.000 | 60.53 | -9.79 | 50.74 | 74.00 | -23.26 | peak | |
| 2 | * | 4874.000 | 57.50 | -9.79 | 47.71 | 54.00 | -6.29 | AVG | |

REMARKS:

- (1) Measurement Value = Reading Level + Correct Factor.
- (2) Margin Level = Measurement Value - Limit Value.

| | | | |
|----------------|-------------|--------------|------------|
| Test Mode | IEEE802.11b | Test Date | 2021/3/18 |
| Test Frequency | 2437MHz | Polarization | Horizontal |
| Temp | 23°C | Hum. | 66% |

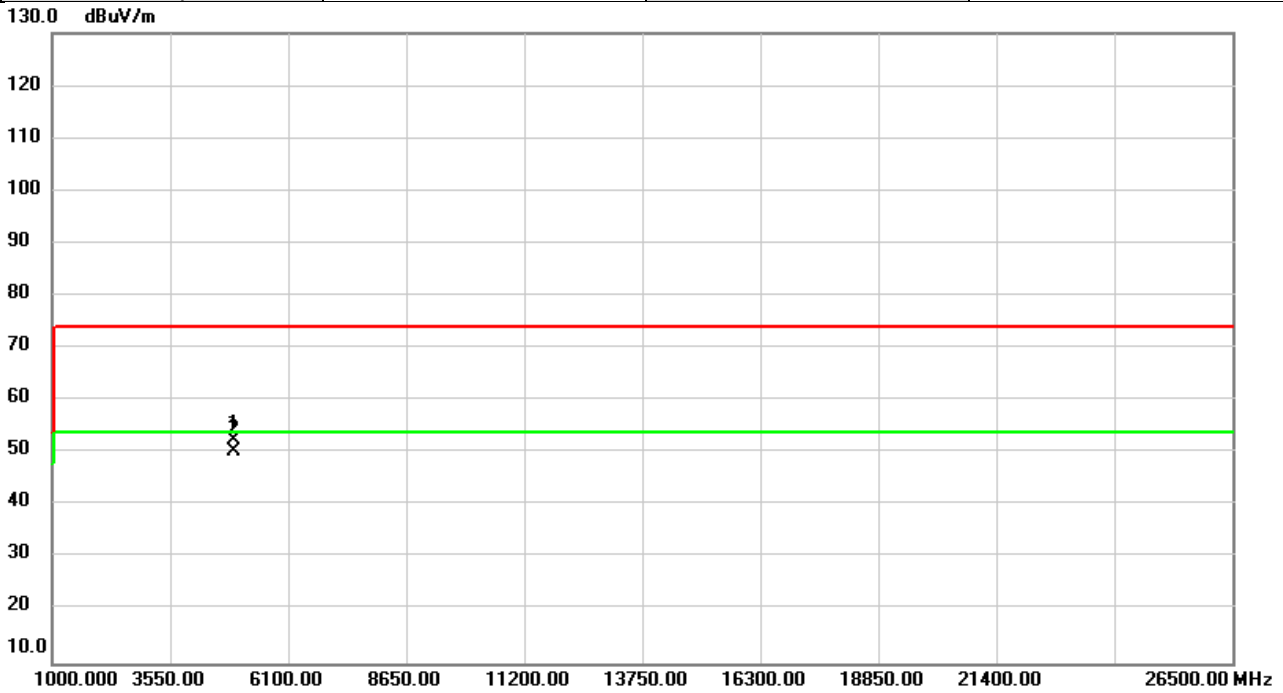


| No. | Mk. | Freq. | Reading Level | Correct Factor | Measurement | Limit | Over | Detector | Comment |
|-----|-----|----------|---------------|----------------|-------------|--------|--------|----------|---------|
| | | MHz | dBuV | dB | dBuV/m | dBuV/m | dB | | |
| 1 | | 4874.000 | 57.50 | -9.79 | 47.71 | 74.00 | -26.29 | peak | |
| 2 | * | 4874.000 | 54.53 | -9.79 | 44.74 | 54.00 | -9.26 | AVG | |

REMARKS:

- (1) Measurement Value = Reading Level + Correct Factor.
- (2) Margin Level = Measurement Value - Limit Value.

| | | | |
|----------------|-------------|--------------|-----------|
| Test Mode | IEEE802.11b | Test Date | 2021/3/18 |
| Test Frequency | 2462MHz | Polarization | Vertical |
| Temp | 23°C | Hum. | 66% |

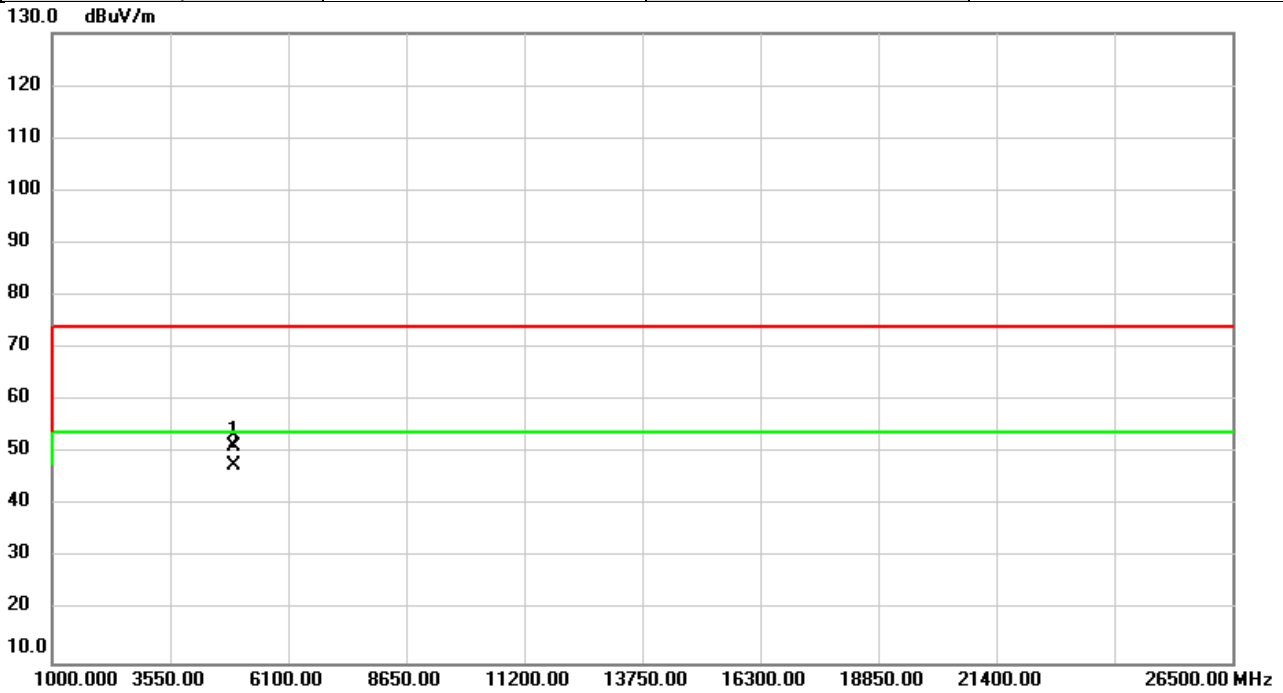


| No. | Mk. | Freq. | Reading Level | Correct Factor | Measurement | Limit | Over | Detector | Comment |
|-----|-----|----------|---------------|----------------|-------------|--------|--------|----------|---------|
| | | MHz | dBuV | dB | dBuV/m | dBuV/m | dB | | |
| 1 | | 4924.000 | 62.03 | -9.62 | 52.41 | 74.00 | -21.59 | peak | |
| 2 | * | 4924.000 | 60.08 | -9.62 | 50.46 | 54.00 | -3.54 | AVG | |

REMARKS:

- (1) Measurement Value = Reading Level + Correct Factor.
- (2) Margin Level = Measurement Value - Limit Value.

| | | | |
|----------------|-------------|--------------|------------|
| Test Mode | IEEE802.11b | Test Date | 2021/3/18 |
| Test Frequency | 2462MHz | Polarization | Horizontal |
| Temp | 23°C | Hum. | 66% |

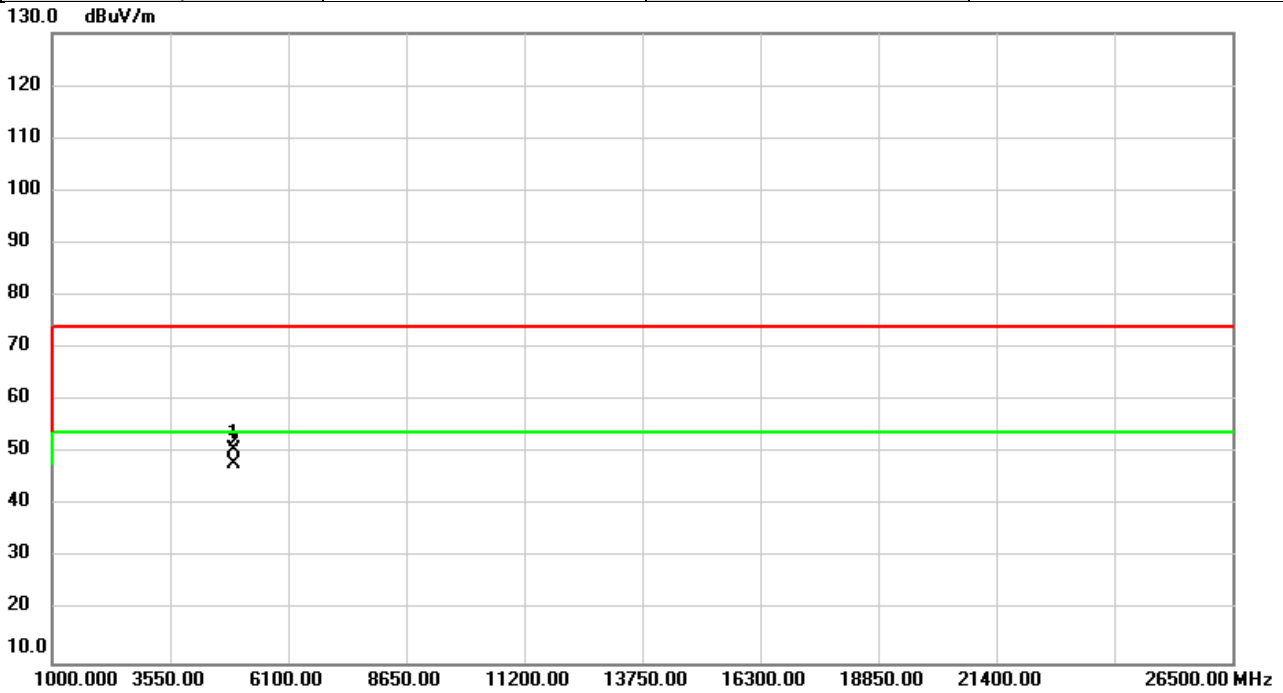


| No. | Mk. | Freq. MHz | Reading Level dBuV | Correct Factor dB | Measure- ment dBuV/m | Limit dBuV/m | Over dB | Detector | Comment |
|-----|-----|--------------|--------------------------|-------------------------|----------------------------|-----------------|------------|----------|---------|
| 1 | | 4924.000 | 60.89 | -9.62 | 51.27 | 74.00 | -22.73 | peak | |
| 2 | * | 4924.000 | 57.15 | -9.62 | 47.53 | 54.00 | -6.47 | AVG | |

REMARKS:

- (1) Measurement Value = Reading Level + Correct Factor.
- (2) Margin Level = Measurement Value - Limit Value.

| | | | |
|----------------|-------------|--------------|-----------|
| Test Mode | IEEE802.11b | Test Date | 2021/3/18 |
| Test Frequency | 2467MHz | Polarization | Vertical |
| Temp | 23°C | Hum. | 66% |

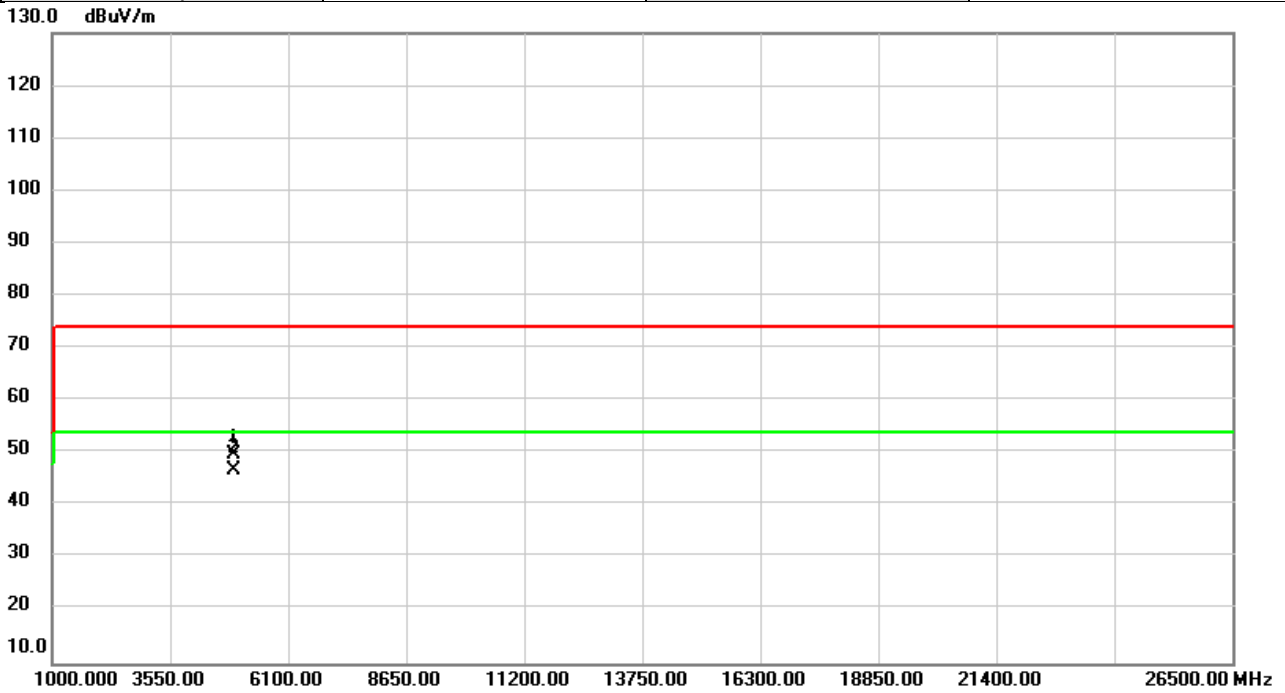


| No. | Mk. | Freq. | Reading Level | Correct Factor | Measurement | Limit | Over | Detector | Comment |
|-----|-----|----------|---------------|----------------|-------------|--------|--------|----------|---------|
| | | MHz | dBuV | dB | dBuV/m | dBuV/m | dB | | |
| 1 | | 4934.000 | 60.26 | -9.59 | 50.67 | 74.00 | -23.33 | peak | |
| 2 | * | 4934.000 | 57.60 | -9.59 | 48.01 | 54.00 | -5.99 | AVG | |

REMARKS:

- (1) Measurement Value = Reading Level + Correct Factor.
- (2) Margin Level = Measurement Value - Limit Value.

| | | | |
|----------------|-------------|--------------|------------|
| Test Mode | IEEE802.11b | Test Date | 2021/3/18 |
| Test Frequency | 2467MHz | Polarization | Horizontal |
| Temp | 23°C | Hum. | 66% |

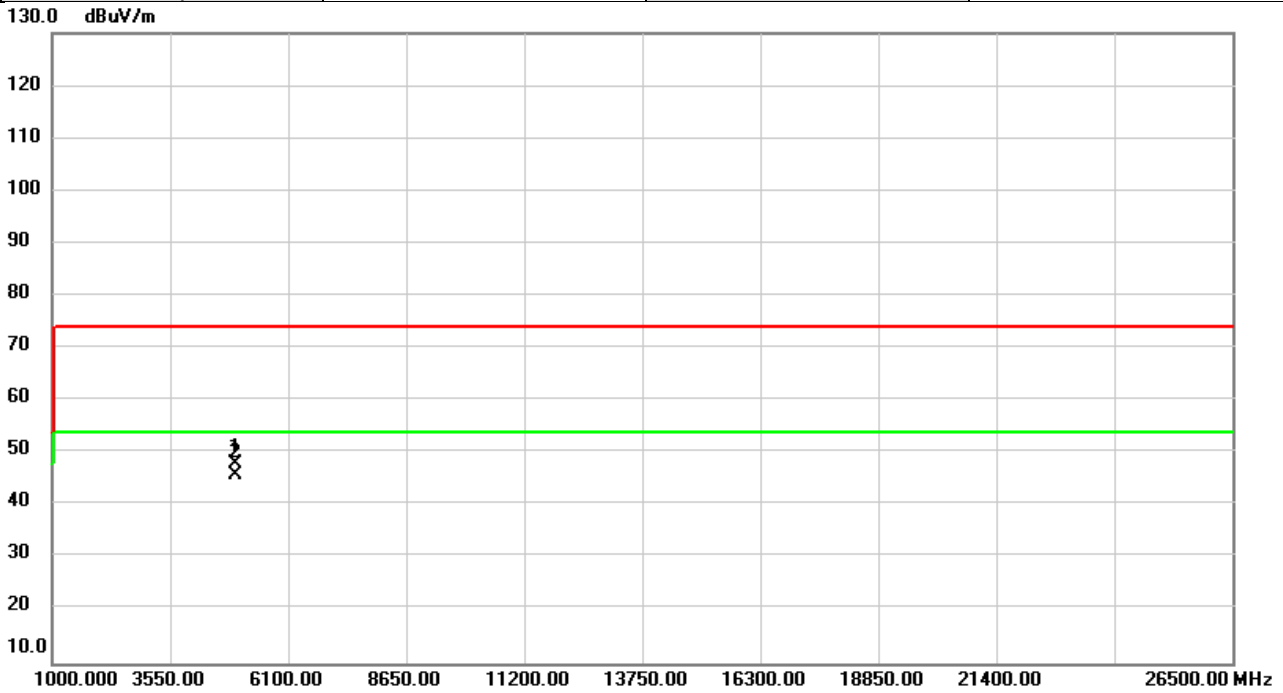


| No. | Mk. | Freq. | Reading Level | Correct Factor | Measurement | Limit | Over | Detector | Comment |
|-----|-----|----------|---------------|----------------|-------------|--------|--------|----------|---------|
| | | MHz | dBuV | dB | dBuV/m | dBuV/m | dB | | |
| 1 | | 4934.000 | 59.47 | -9.59 | 49.88 | 74.00 | -24.12 | peak | |
| 2 | * | 4934.000 | 56.34 | -9.59 | 46.75 | 54.00 | -7.25 | AVG | |

REMARKS:

- (1) Measurement Value = Reading Level + Correct Factor.
- (2) Margin Level = Measurement Value - Limit Value.

| | | | |
|----------------|-------------|--------------|-----------|
| Test Mode | IEEE802.11b | Test Date | 2021/3/18 |
| Test Frequency | 2472MHz | Polarization | Vertical |
| Temp | 23°C | Hum. | 66% |

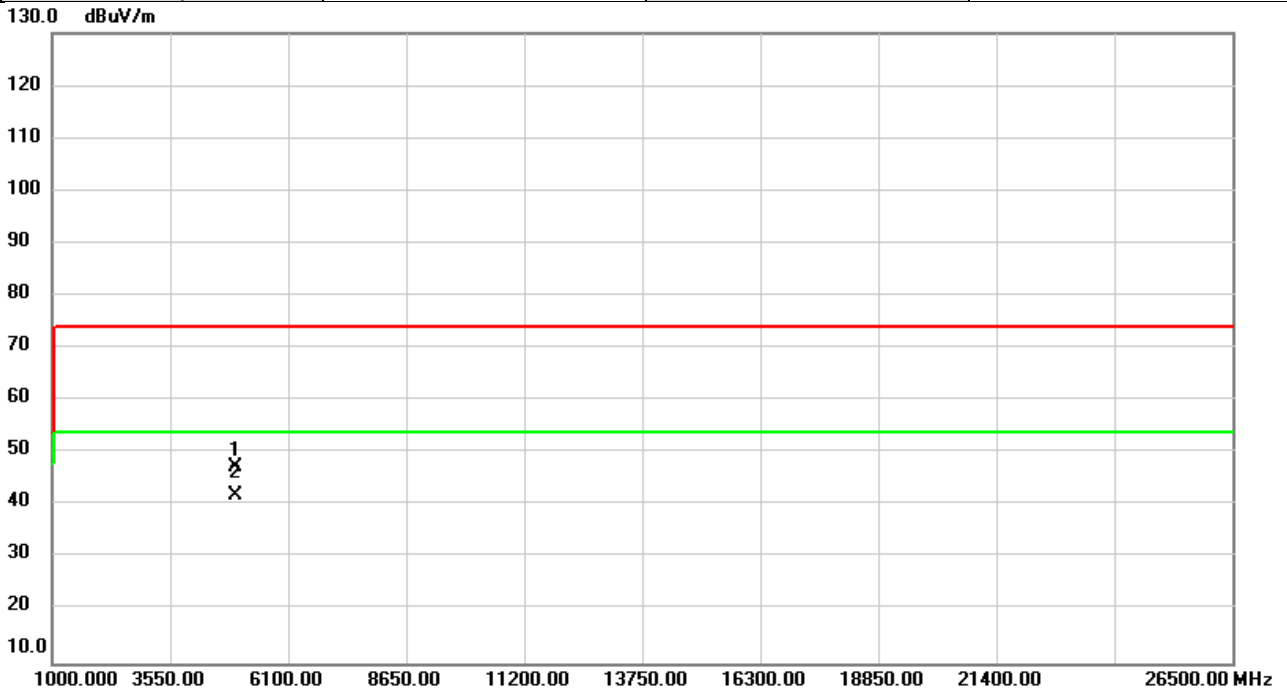


| No. | Mk. | Freq. | Reading Level | Correct Factor | Measurement | Limit | Over | Detector | Comment |
|-----|-----|----------|---------------|----------------|-------------|--------|--------|----------|---------|
| | | MHz | dBuV | dB | dBuV/m | dBuV/m | dB | | |
| 1 | | 4944.000 | 57.61 | -9.55 | 48.06 | 74.00 | -25.94 | peak | |
| 2 | * | 4944.000 | 55.50 | -9.55 | 45.95 | 54.00 | -8.05 | AVG | |

REMARKS:

- (1) Measurement Value = Reading Level + Correct Factor.
- (2) Margin Level = Measurement Value - Limit Value.

| | | | |
|----------------|-------------|--------------|------------|
| Test Mode | IEEE802.11b | Test Date | 2021/3/18 |
| Test Frequency | 2472MHz | Polarization | Horizontal |
| Temp | 23°C | Hum. | 66% |

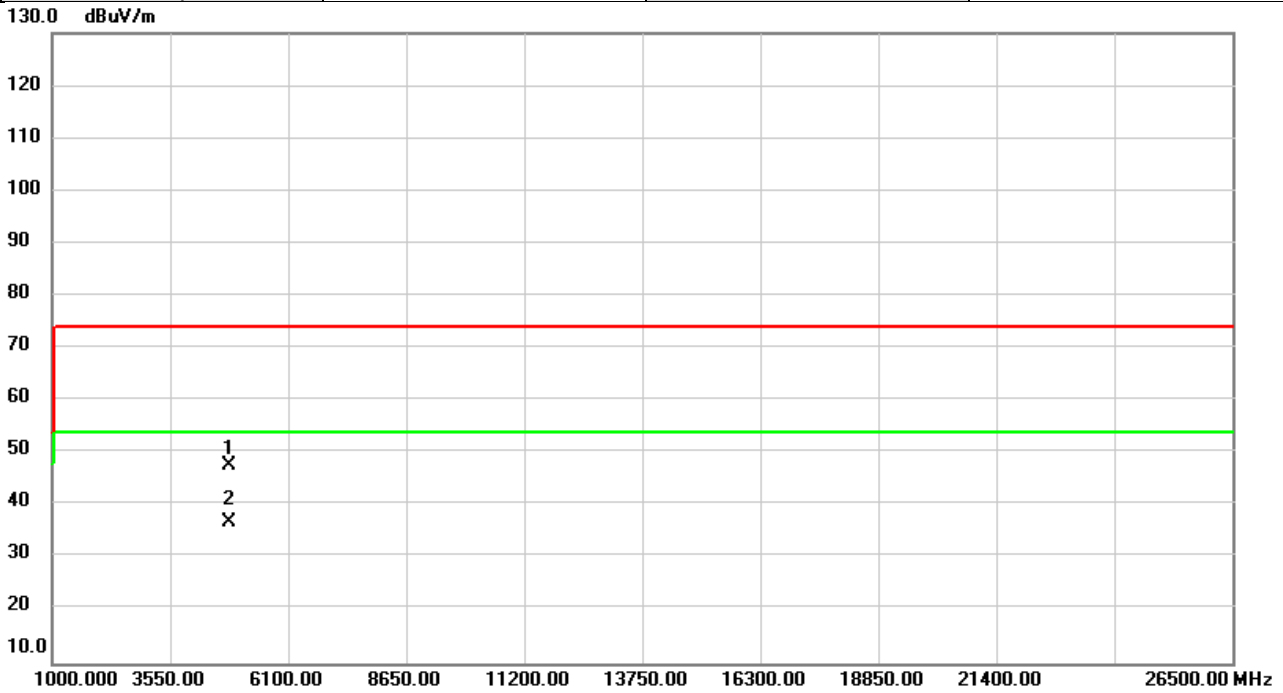


| No. | Mk. | Freq. MHz | Reading Level dBuV | Correct Factor dB | Measure- ment dBuV/m | Limit dBuV/m | Over dB | Detector | Comment |
|-----|-----|--------------|--------------------------|-------------------------|----------------------------|-----------------|------------|----------|---------|
| 1 | | 4944.000 | 56.94 | -9.55 | 47.39 | 74.00 | -26.61 | peak | |
| 2 | * | 4944.000 | 51.47 | -9.55 | 41.92 | 54.00 | -12.08 | AVG | |

REMARKS:

- (1) Measurement Value = Reading Level + Correct Factor.
- (2) Margin Level = Measurement Value - Limit Value.

| | | | |
|----------------|-------------|--------------|-----------|
| Test Mode | IEEE802.11g | Test Date | 2021/3/18 |
| Test Frequency | 2412MHz | Polarization | Vertical |
| Temp | 23°C | Hum. | 66% |

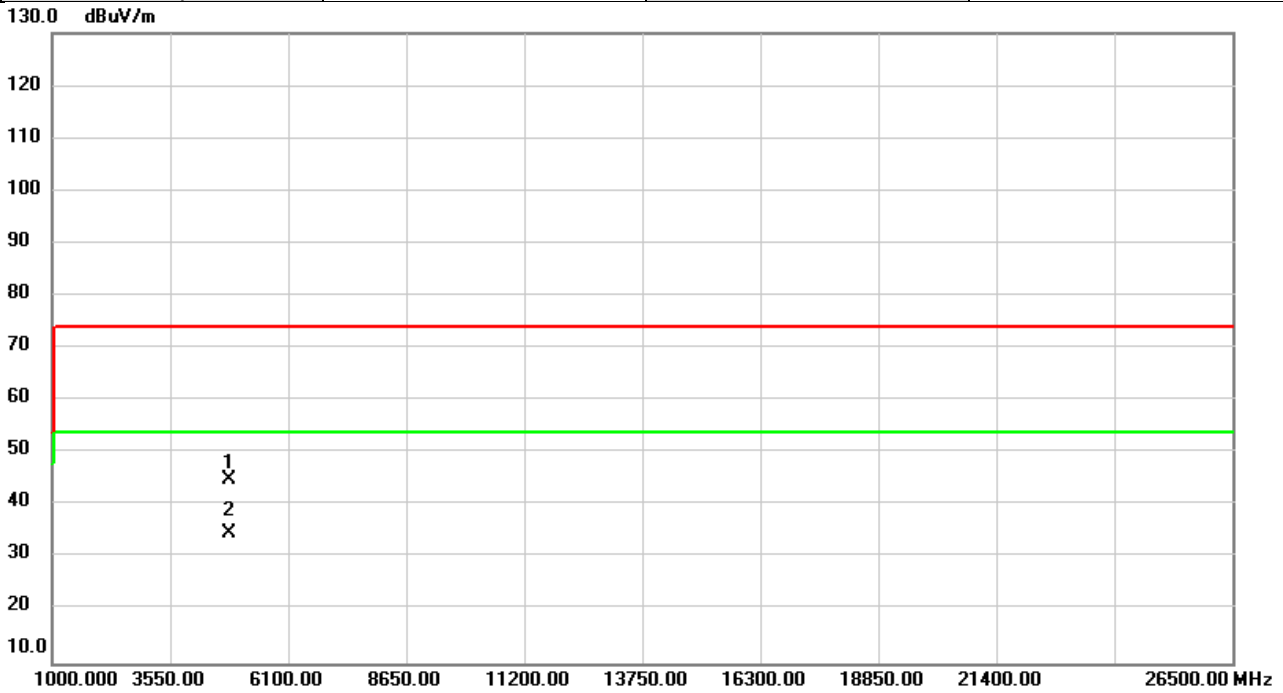


| No. | Mk. | Freq. | Reading Level | Correct Factor | Measurement | Limit | Over | Detector | Comment |
|-----|-----|----------|---------------|----------------|-------------|--------|--------|----------|---------|
| | | MHz | dBuV | dB | dBuV/m | dBuV/m | dB | | |
| 1 | | 4824.000 | 57.58 | -9.96 | 47.62 | 74.00 | -26.38 | peak | |
| 2 | * | 4824.000 | 46.68 | -9.96 | 36.72 | 54.00 | -17.28 | AVG | |

REMARKS:

- (1) Measurement Value = Reading Level + Correct Factor.
- (2) Margin Level = Measurement Value - Limit Value.

| | | | |
|----------------|-------------|--------------|------------|
| Test Mode | IEEE802.11g | Test Date | 2021/3/18 |
| Test Frequency | 2412MHz | Polarization | Horizontal |
| Temp | 23°C | Hum. | 66% |

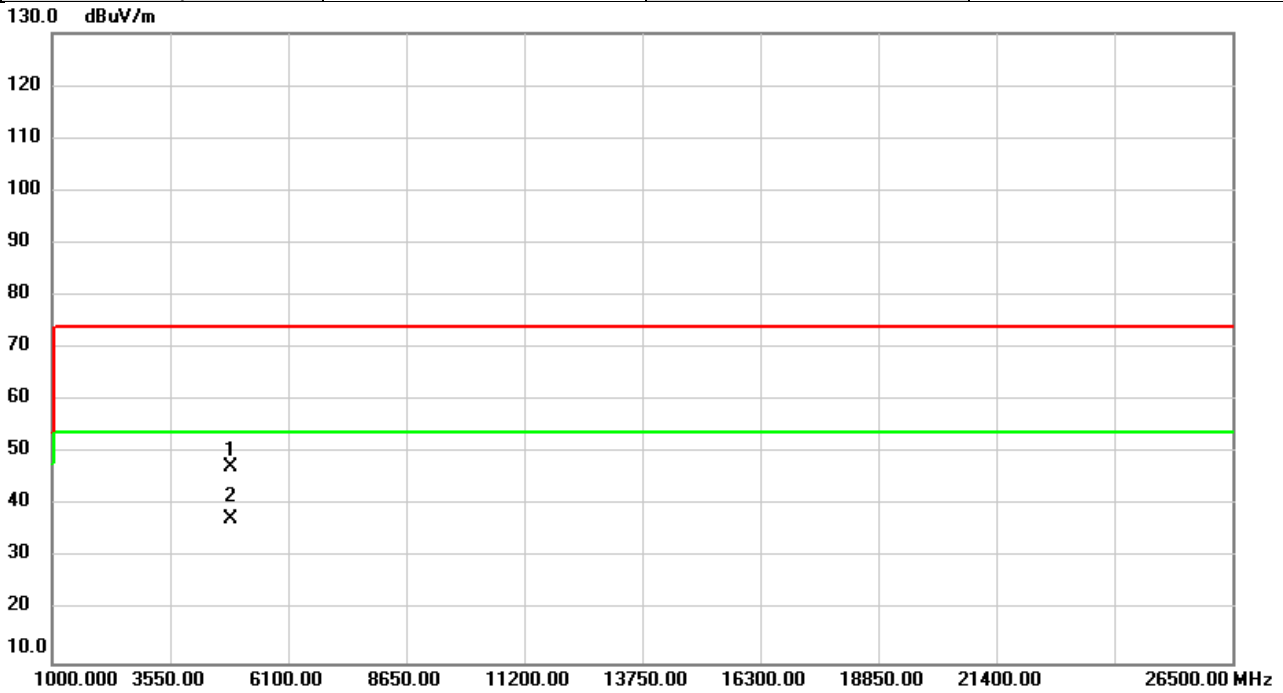


| No. | Mk. | Freq. | Reading Level | Correct Factor | Measurement | Limit | Over | Detector | Comment |
|-----|-----|----------|---------------|----------------|-------------|--------|--------|----------|---------|
| | | MHz | dBuV | dB | dBuV/m | dBuV/m | dB | | |
| 1 | | 4824.000 | 54.77 | -9.96 | 44.81 | 74.00 | -29.19 | peak | |
| 2 | * | 4824.000 | 44.60 | -9.96 | 34.64 | 54.00 | -19.36 | AVG | |

REMARKS:

- (1) Measurement Value = Reading Level + Correct Factor.
- (2) Margin Level = Measurement Value - Limit Value.

| | | | |
|----------------|-------------|--------------|-----------|
| Test Mode | IEEE802.11g | Test Date | 2021/3/18 |
| Test Frequency | 2437MHz | Polarization | Vertical |
| Temp | 23°C | Hum. | 66% |

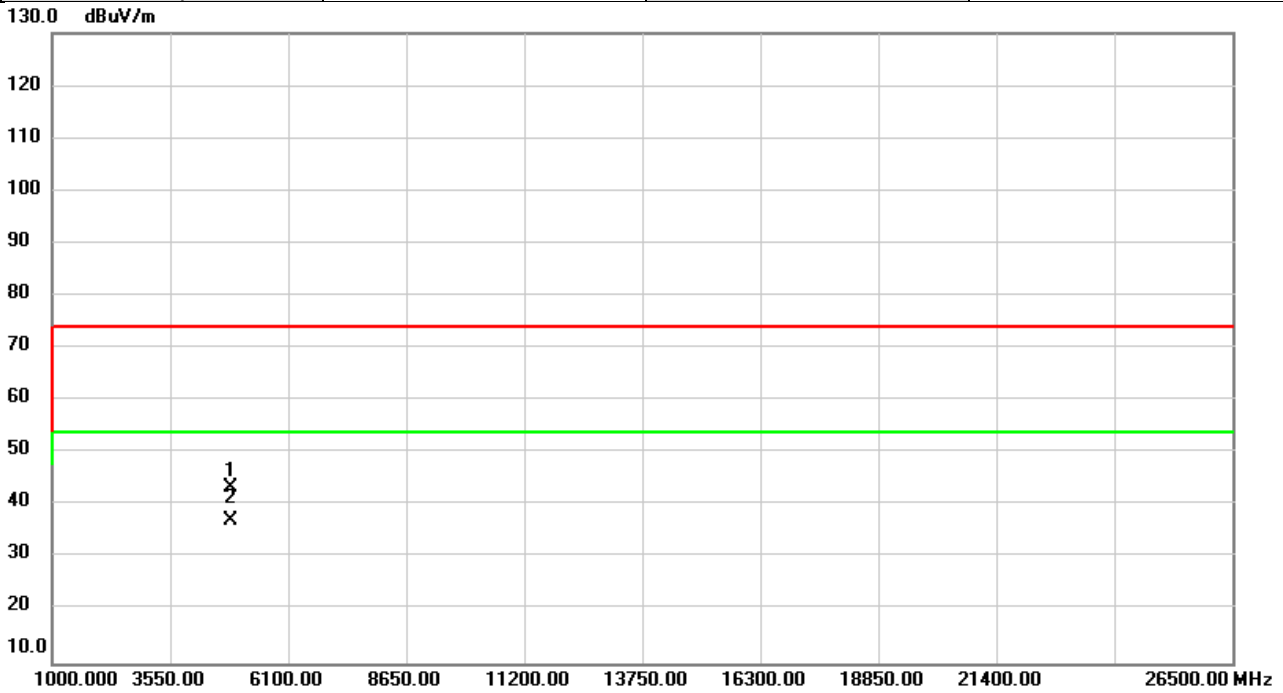


| No. | Mk. | Freq. | Reading Level | Correct Factor | Measurement | Limit | Over | Detector | Comment |
|-----|-----|----------|---------------|----------------|-------------|--------|--------|----------|---------|
| | | MHz | dBuV | dB | dBuV/m | dBuV/m | dB | | |
| 1 | | 4874.000 | 57.19 | -9.79 | 47.40 | 74.00 | -26.60 | peak | |
| 2 | * | 4874.000 | 47.27 | -9.79 | 37.48 | 54.00 | -16.52 | AVG | |

REMARKS:

- (1) Measurement Value = Reading Level + Correct Factor.
- (2) Margin Level = Measurement Value - Limit Value.

| | | | |
|----------------|-------------|--------------|------------|
| Test Mode | IEEE802.11g | Test Date | 2021/3/18 |
| Test Frequency | 2437MHz | Polarization | Horizontal |
| Temp | 23°C | Hum. | 66% |

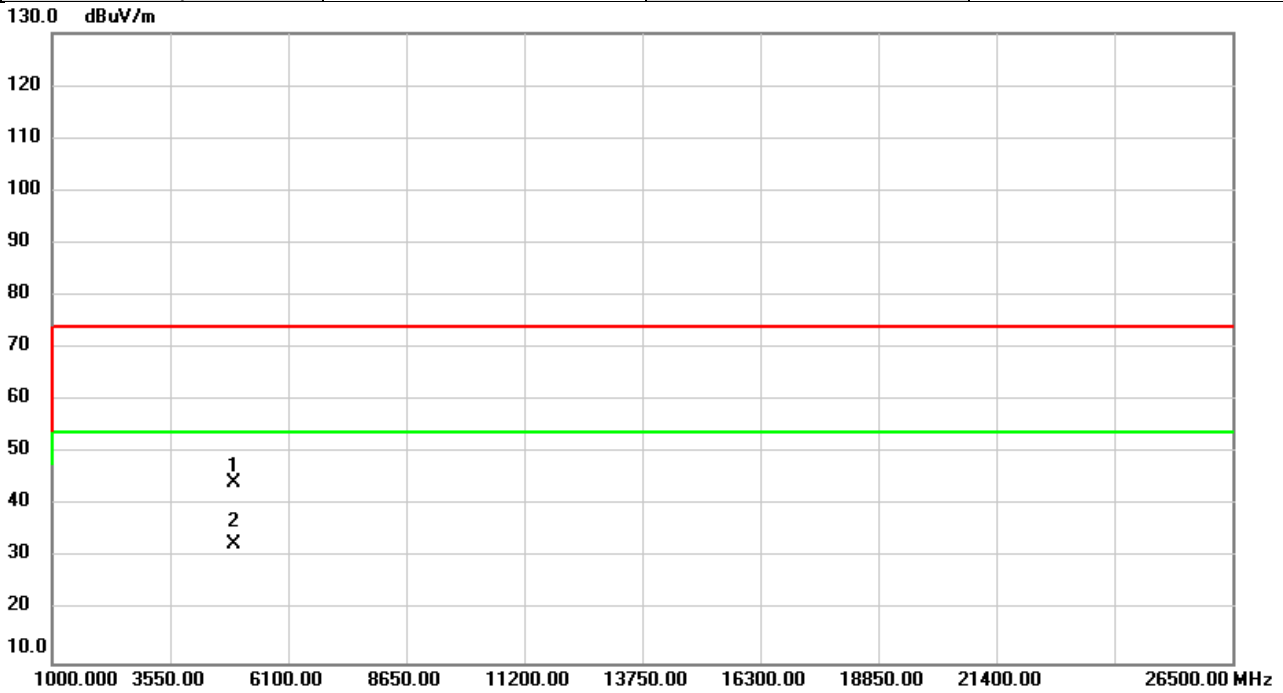


| No. | Mk. | Freq. | Reading Level | Correct Factor | Measurement | Limit | Over | Detector | Comment |
|-----|-----|----------|---------------|----------------|-------------|--------|--------|----------|---------|
| | | MHz | dBuV | dB | dBuV/m | dBuV/m | dB | | |
| 1 | | 4874.000 | 53.16 | -9.79 | 43.37 | 74.00 | -30.63 | peak | |
| 2 | * | 4874.000 | 46.96 | -9.79 | 37.17 | 54.00 | -16.83 | AVG | |

REMARKS:

- (1) Measurement Value = Reading Level + Correct Factor.
- (2) Margin Level = Measurement Value - Limit Value.

| | | | |
|----------------|-------------|--------------|-----------|
| Test Mode | IEEE802.11g | Test Date | 2021/3/18 |
| Test Frequency | 2462MHz | Polarization | Vertical |
| Temp | 23°C | Hum. | 66% |

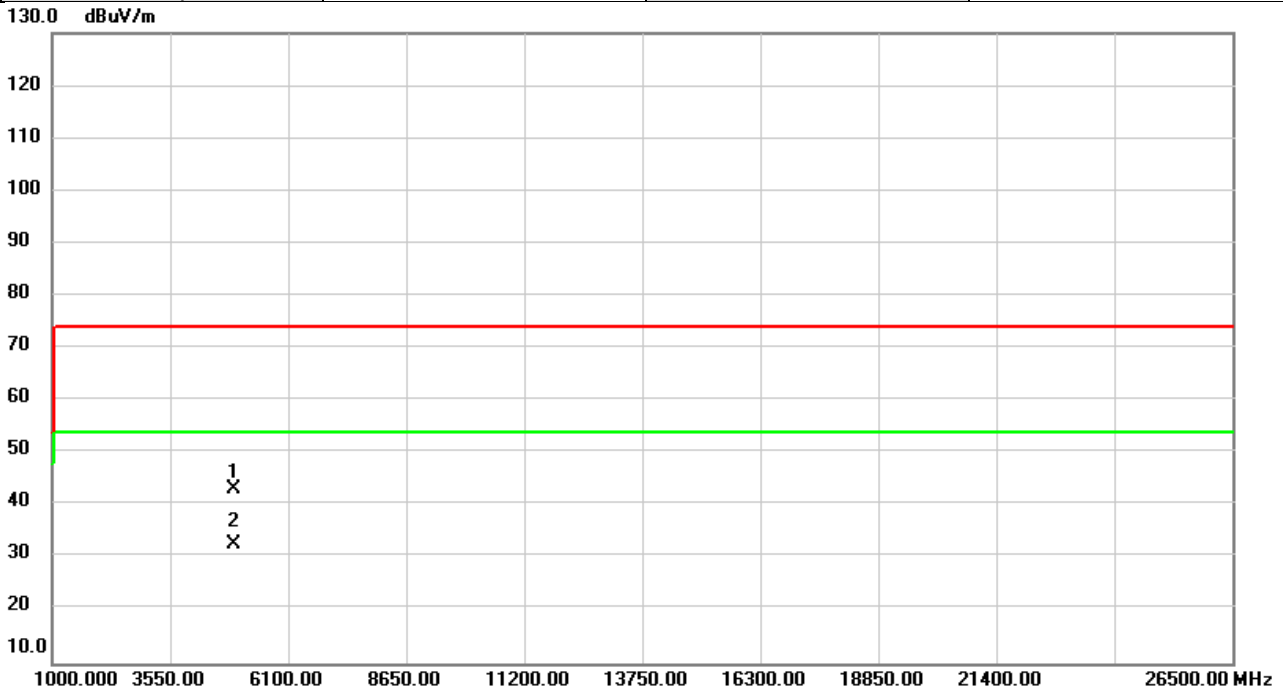


| No. | Mk. | Freq. | Reading Level | Correct Factor | Measurement | Limit | Over | Detector | Comment |
|-----|-----|----------|---------------|----------------|-------------|--------|--------|----------|---------|
| | | MHz | dBuV | dB | dBuV/m | dBuV/m | dB | | |
| 1 | | 4924.000 | 53.84 | -9.62 | 44.22 | 74.00 | -29.78 | peak | |
| 2 | * | 4924.000 | 42.23 | -9.62 | 32.61 | 54.00 | -21.39 | AVG | |

REMARKS:

- (1) Measurement Value = Reading Level + Correct Factor.
- (2) Margin Level = Measurement Value - Limit Value.

| | | | |
|----------------|-------------|--------------|------------|
| Test Mode | IEEE802.11g | Test Date | 2021/3/18 |
| Test Frequency | 2462MHz | Polarization | Horizontal |
| Temp | 23°C | Hum. | 66% |

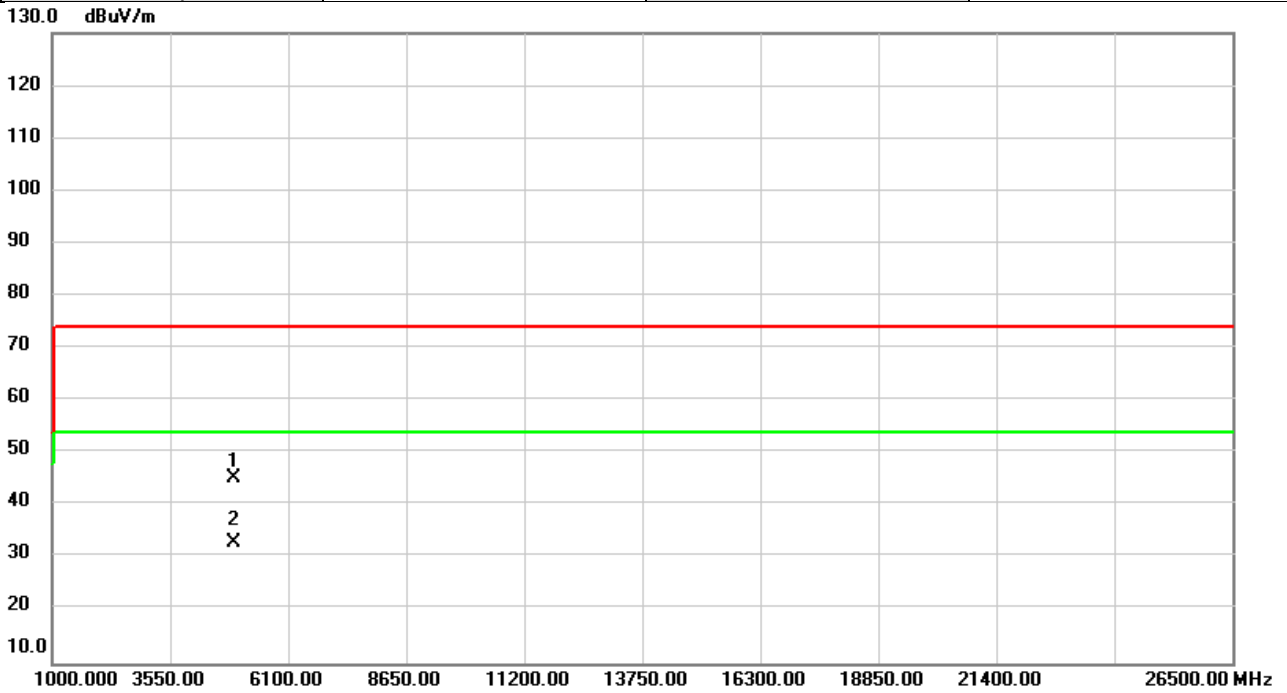


| No. | Mk. | Freq. | Reading Level | Correct Factor | Measurement | Limit | Over | Detector | Comment |
|-----|-----|----------|---------------|----------------|-------------|--------|--------|----------|---------|
| | | MHz | dBuV | dB | dBuV/m | dBuV/m | dB | | |
| 1 | | 4924.000 | 52.83 | -9.62 | 43.21 | 74.00 | -30.79 | peak | |
| 2 | * | 4924.000 | 42.27 | -9.62 | 32.65 | 54.00 | -21.35 | AVG | |

REMARKS:

- (1) Measurement Value = Reading Level + Correct Factor.
- (2) Margin Level = Measurement Value - Limit Value.

| | | | |
|----------------|-------------|--------------|-----------|
| Test Mode | IEEE802.11g | Test Date | 2021/3/19 |
| Test Frequency | 2467MHz | Polarization | Vertical |
| Temp | 23°C | Hum. | 66% |

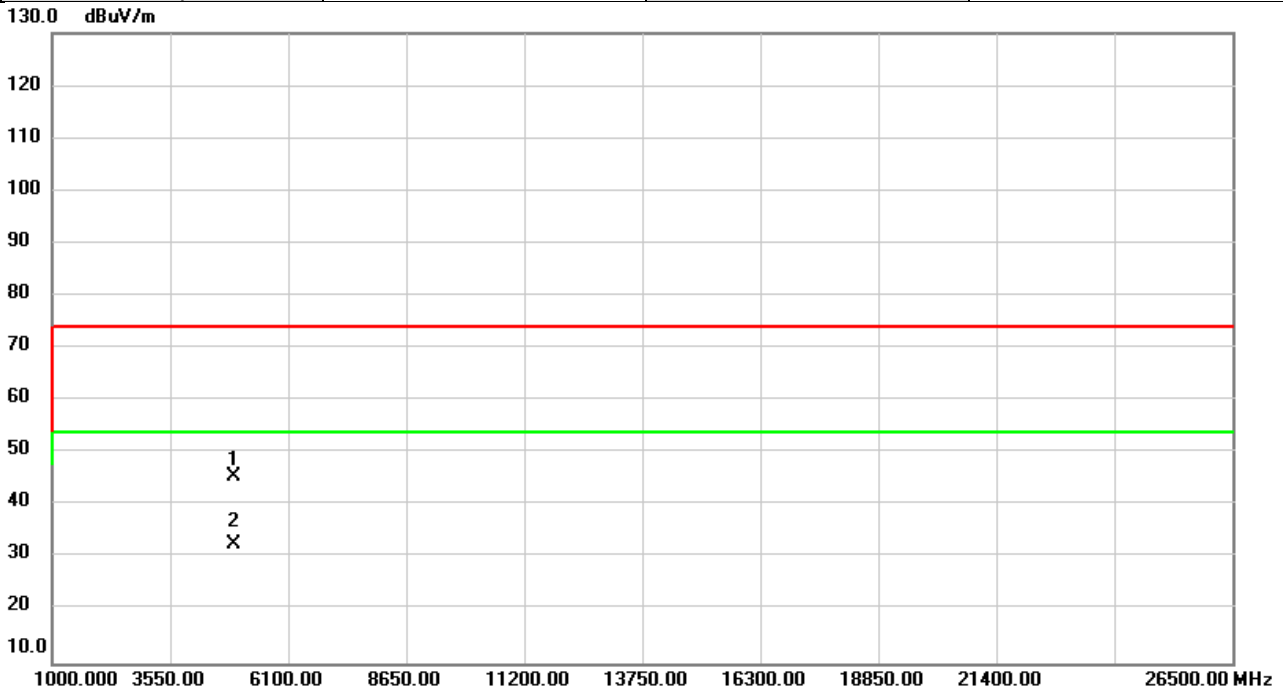


| No. | Mk. | Freq. | Reading Level | Correct Factor | Measurement | Limit | Over | Detector | Comment |
|-----|-----|----------|---------------|----------------|-------------|--------|--------|----------|---------|
| | | MHz | dBuV | dB | dBuV/m | dBuV/m | dB | | |
| 1 | | 4934.000 | 54.89 | -9.59 | 45.30 | 74.00 | -28.70 | peak | |
| 2 | * | 4934.000 | 42.49 | -9.59 | 32.90 | 54.00 | -21.10 | AVG | |

REMARKS:

- (1) Measurement Value = Reading Level + Correct Factor.
- (2) Margin Level = Measurement Value - Limit Value.

| | | | |
|----------------|-------------|--------------|------------|
| Test Mode | IEEE802.11g | Test Date | 2021/3/19 |
| Test Frequency | 2467MHz | Polarization | Horizontal |
| Temp | 23°C | Hum. | 66% |

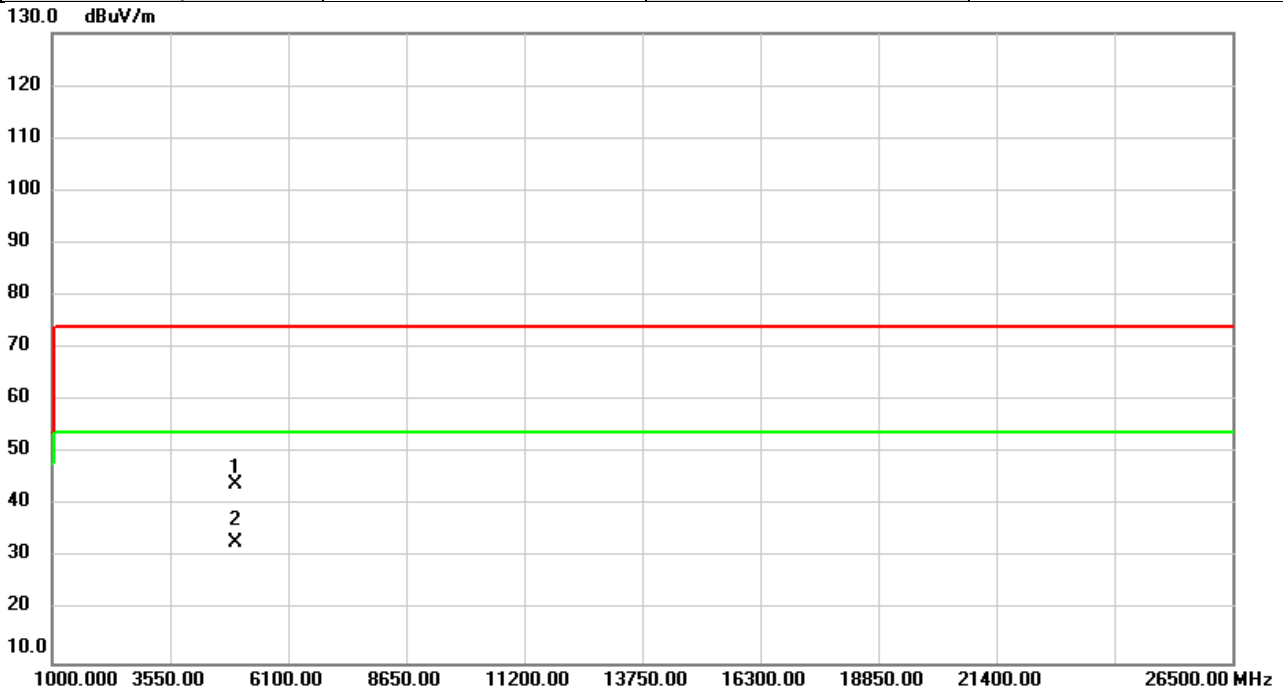


| No. | Mk. | Freq. | Reading Level | Correct Factor | Measurement | Limit | Over | Detector | Comment |
|-----|-----|----------|---------------|----------------|-------------|--------|--------|----------|---------|
| | | MHz | dBuV | dB | dBuV/m | dBuV/m | dB | | |
| 1 | | 4934.000 | 55.11 | -9.59 | 45.52 | 74.00 | -28.48 | peak | |
| 2 | * | 4934.000 | 42.27 | -9.59 | 32.68 | 54.00 | -21.32 | AVG | |

REMARKS:

- (1) Measurement Value = Reading Level + Correct Factor.
- (2) Margin Level = Measurement Value - Limit Value.

| | | | |
|----------------|-------------|--------------|-----------|
| Test Mode | IEEE802.11g | Test Date | 2021/3/19 |
| Test Frequency | 2472MHz | Polarization | Vertical |
| Temp | 23°C | Hum. | 66% |

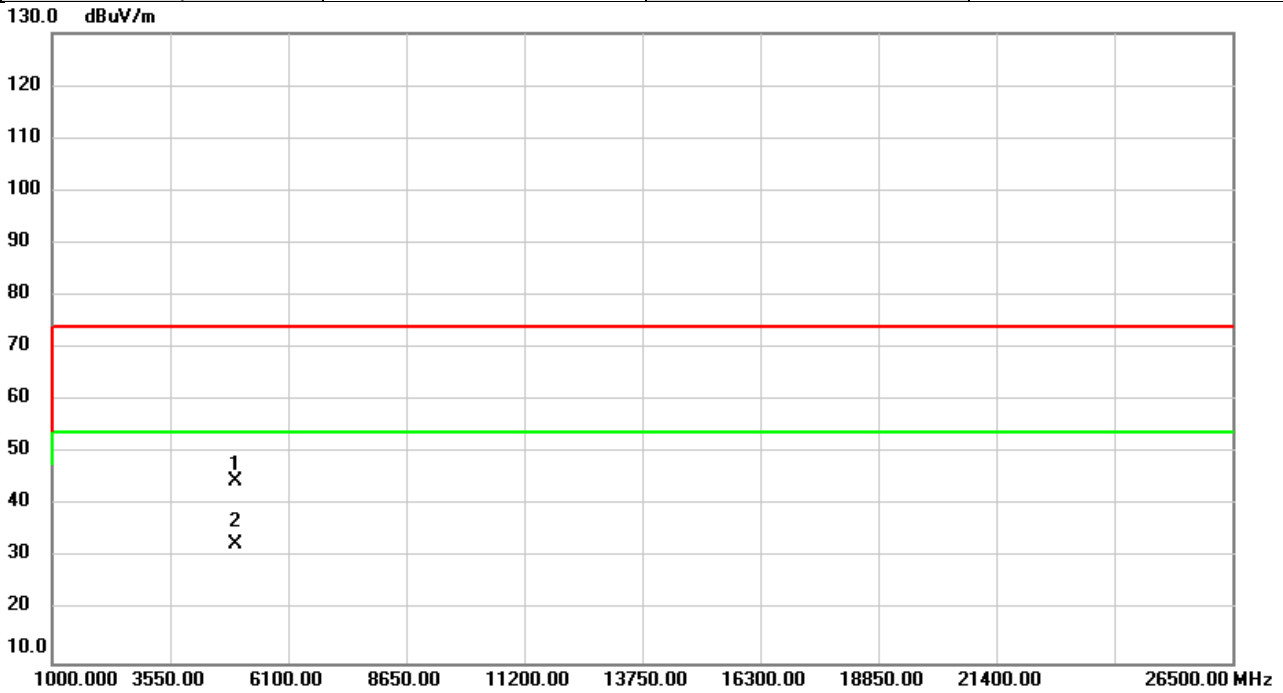


| No. | Mk. | Freq. | Reading Level | Correct Factor | Measurement | Limit | Over | Detector | Comment |
|-----|-----|----------|---------------|----------------|-------------|--------|--------|----------|---------|
| | | MHz | dBuV | dB | dBuV/m | dBuV/m | dB | | |
| 1 | | 4944.000 | 53.56 | -9.55 | 44.01 | 74.00 | -29.99 | peak | |
| 2 | * | 4944.000 | 42.46 | -9.55 | 32.91 | 54.00 | -21.09 | AVG | |

REMARKS:

- (1) Measurement Value = Reading Level + Correct Factor.
- (2) Margin Level = Measurement Value - Limit Value.

| | | | |
|----------------|-------------|--------------|------------|
| Test Mode | IEEE802.11g | Test Date | 2021/3/19 |
| Test Frequency | 2472MHz | Polarization | Horizontal |
| Temp | 23°C | Hum. | 66% |

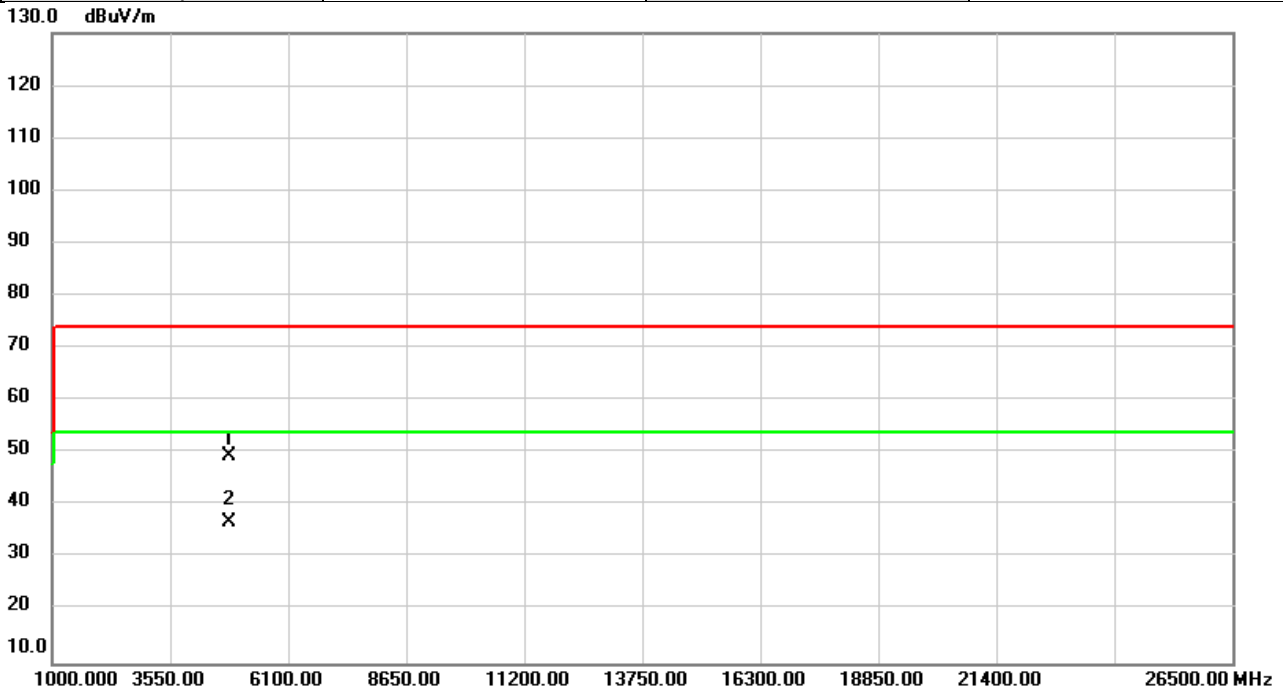


| No. | Mk. | Freq. | Reading Level | Correct Factor | Measurement | Limit | Over | Detector | Comment |
|-----|-----|----------|---------------|----------------|-------------|--------|--------|----------|---------|
| | | MHz | dBuV | dB | dBuV/m | dBuV/m | dB | | |
| 1 | | 4944.000 | 54.16 | -9.55 | 44.61 | 74.00 | -29.39 | peak | |
| 2 | * | 4944.000 | 42.25 | -9.55 | 32.70 | 54.00 | -21.30 | AVG | |

REMARKS:

- (1) Measurement Value = Reading Level + Correct Factor.
- (2) Margin Level = Measurement Value - Limit Value.

| | | | |
|----------------|-------------------|--------------|-----------|
| Test Mode | IEEE802.11n(HT20) | Test Date | 2021/3/19 |
| Test Frequency | 2412MHz | Polarization | Vertical |
| Temp | 23°C | Hum. | 66% |

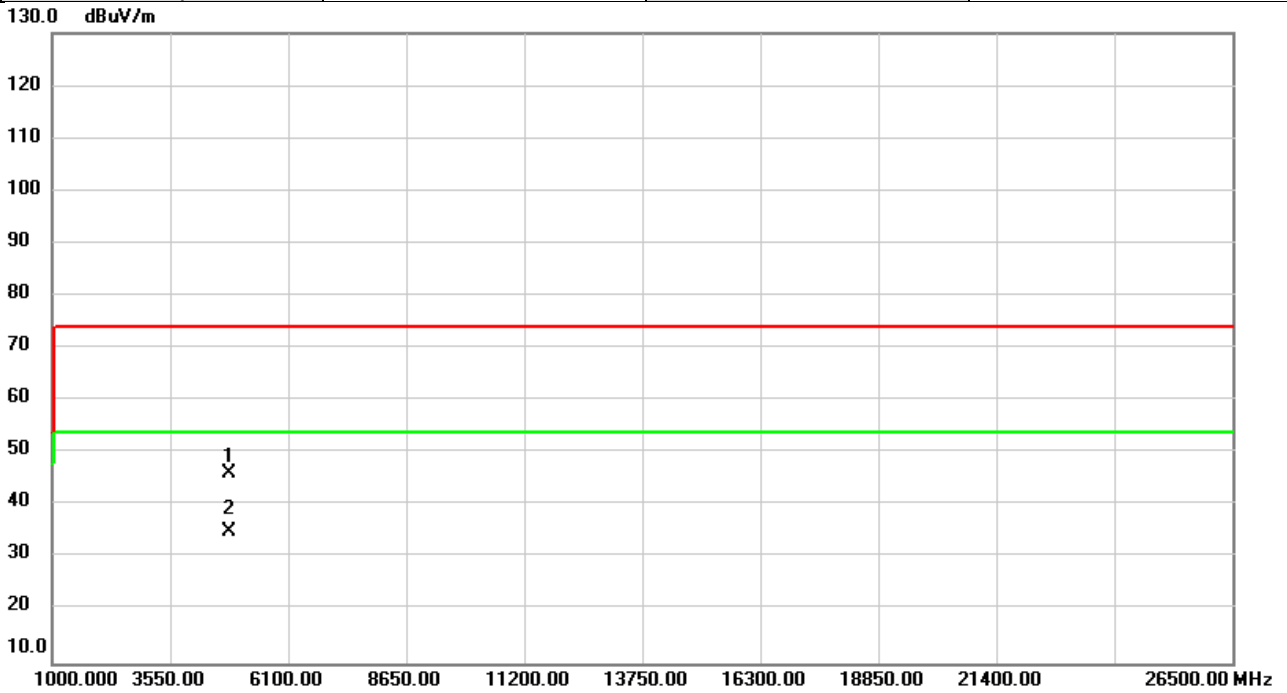


| No. | Mk. | Freq. | Reading Level | Correct Factor | Measurement | Limit | Over | Detector | Comment |
|-----|-----|----------|---------------|----------------|-------------|--------|--------|----------|---------|
| | | MHz | dBuV | dB | dBuV/m | dBuV/m | dB | | |
| 1 | | 4824.000 | 59.53 | -9.96 | 49.57 | 74.00 | -24.43 | peak | |
| 2 | * | 4824.000 | 46.81 | -9.96 | 36.85 | 54.00 | -17.15 | AVG | |

REMARKS:

- (1) Measurement Value = Reading Level + Correct Factor.
- (2) Margin Level = Measurement Value - Limit Value.

| | | | |
|----------------|-------------------|--------------|------------|
| Test Mode | IEEE802.11n(HT20) | Test Date | 2021/3/19 |
| Test Frequency | 2412MHz | Polarization | Horizontal |
| Temp | 23°C | Hum. | 66% |

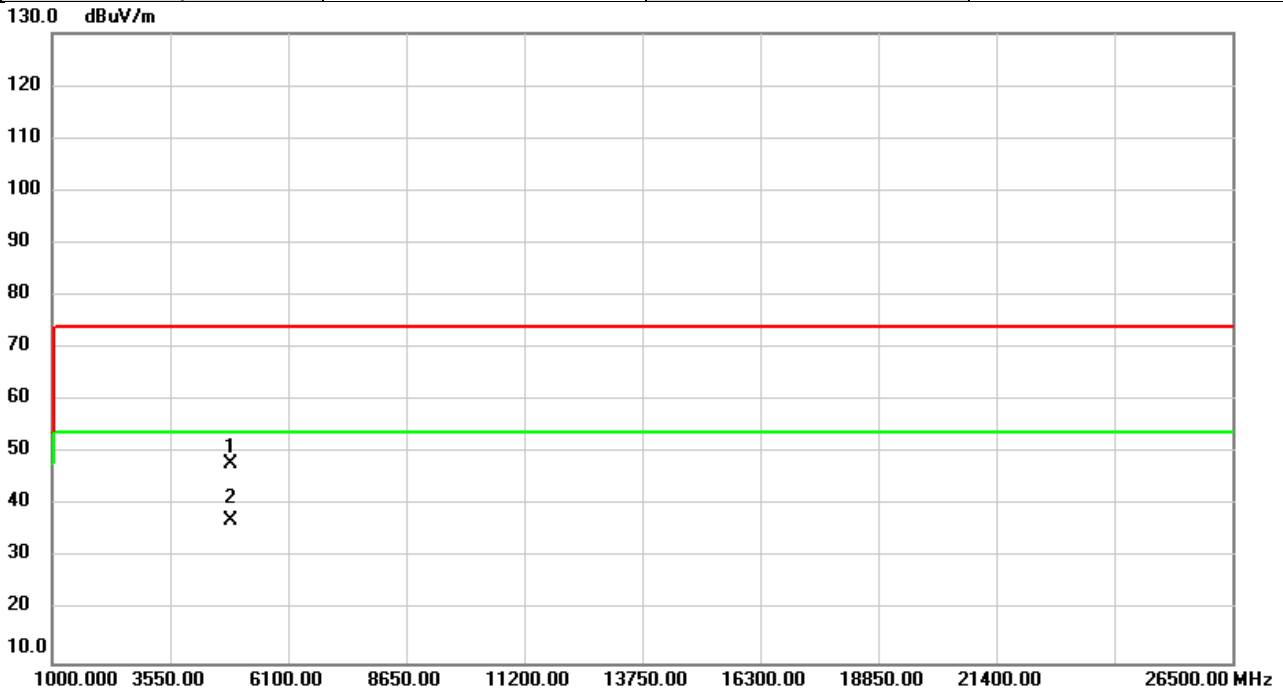


| No. | Mk. | Freq. | Reading Level | Correct Factor | Measurement | Limit | Over | Detector | Comment |
|-----|-----|----------|---------------|----------------|-------------|--------|--------|----------|---------|
| | | MHz | dBuV | dB | dBuV/m | dBuV/m | dB | | |
| 1 | | 4824.000 | 56.19 | -9.96 | 46.23 | 74.00 | -27.77 | peak | |
| 2 | * | 4824.000 | 45.08 | -9.96 | 35.12 | 54.00 | -18.88 | AVG | |

REMARKS:

- (1) Measurement Value = Reading Level + Correct Factor.
- (2) Margin Level = Measurement Value - Limit Value.

| | | | |
|----------------|-------------------|--------------|-----------|
| Test Mode | IEEE802.11n(HT20) | Test Date | 2021/3/19 |
| Test Frequency | 2437MHz | Polarization | Vertical |
| Temp | 23°C | Hum. | 66% |

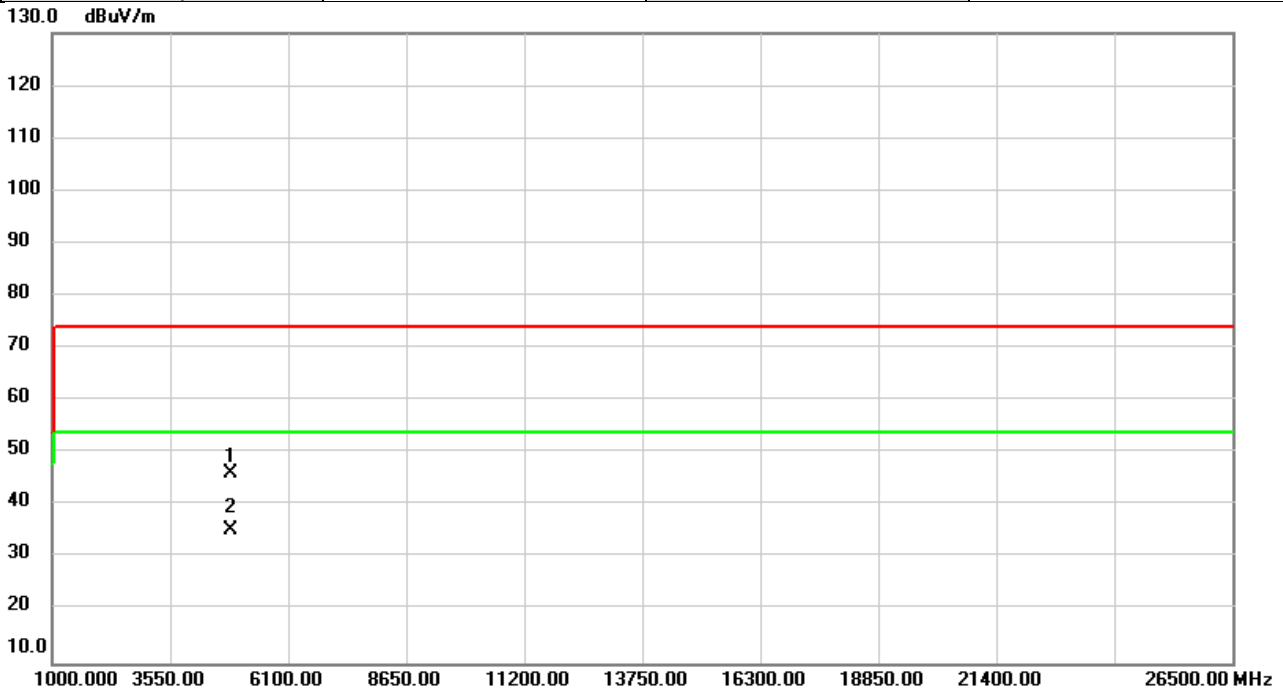


| No. | Mk. | Freq. | Reading Level | Correct Factor | Measurement | Limit | Over | Detector | Comment |
|-----|-----|----------|---------------|----------------|-------------|--------|--------|----------|---------|
| | | MHz | dBuV | dB | dBuV/m | dBuV/m | dB | | |
| 1 | | 4874.000 | 57.70 | -9.79 | 47.91 | 74.00 | -26.09 | peak | |
| 2 | * | 4874.000 | 47.03 | -9.79 | 37.24 | 54.00 | -16.76 | AVG | |

REMARKS:

- (1) Measurement Value = Reading Level + Correct Factor.
- (2) Margin Level = Measurement Value - Limit Value.

| | | | |
|----------------|-------------------|--------------|------------|
| Test Mode | IEEE802.11n(HT20) | Test Date | 2021/3/19 |
| Test Frequency | 2437MHz | Polarization | Horizontal |
| Temp | 23°C | Hum. | 66% |

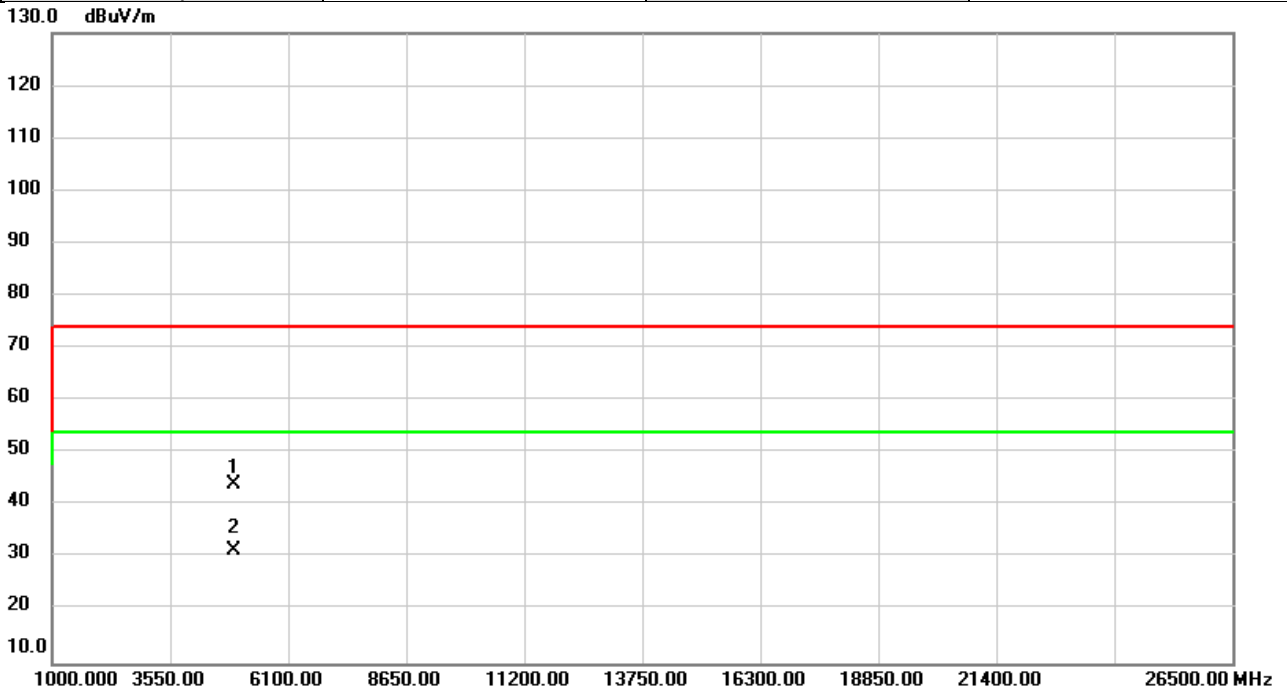


| No. | Mk. | Freq. | Reading Level | Correct Factor | Measurement | Limit | Over | Detector | Comment |
|-----|-----|----------|---------------|----------------|-------------|--------|--------|----------|---------|
| | | MHz | dBuV | dB | dBuV/m | dBuV/m | dB | | |
| 1 | | 4874.000 | 56.05 | -9.79 | 46.26 | 74.00 | -27.74 | peak | |
| 2 | * | 4874.000 | 45.28 | -9.79 | 35.49 | 54.00 | -18.51 | AVG | |

REMARKS:

- (1) Measurement Value = Reading Level + Correct Factor.
- (2) Margin Level = Measurement Value - Limit Value.

| | | | |
|----------------|-------------------|--------------|-----------|
| Test Mode | IEEE802.11n(HT20) | Test Date | 2021/3/19 |
| Test Frequency | 2462MHz | Polarization | Vertical |
| Temp | 23°C | Hum. | 66% |

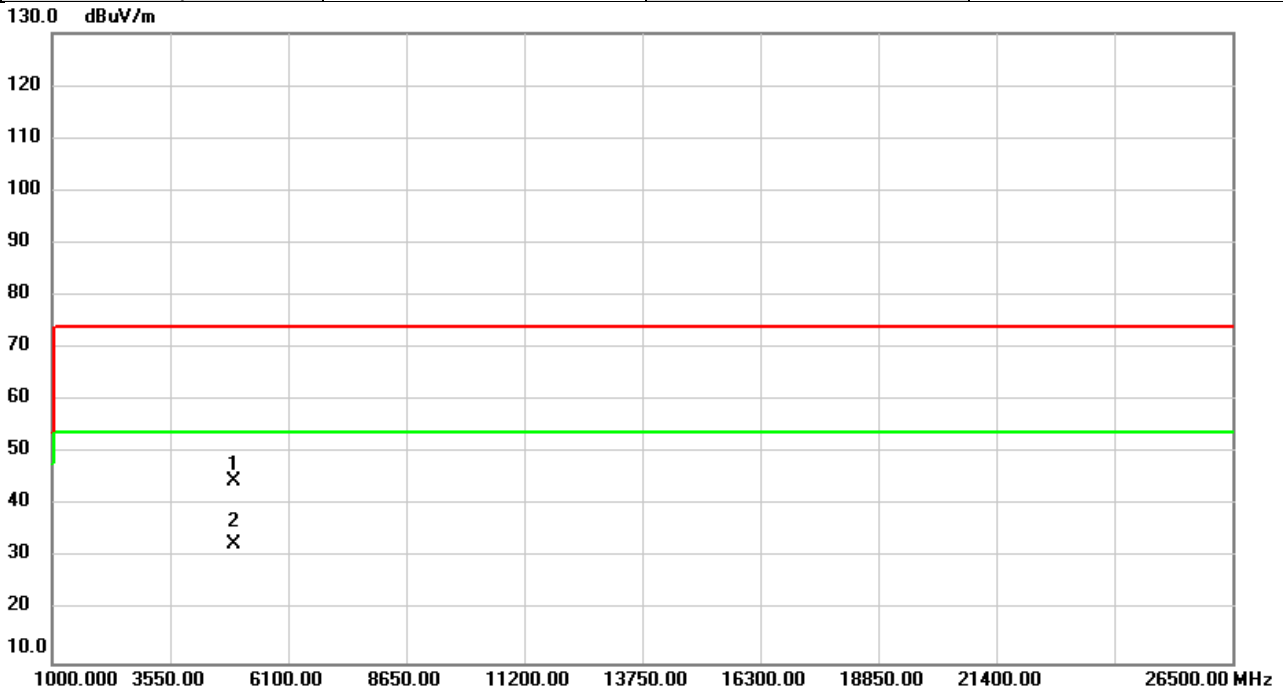


| No. | Mk. | Freq. | Reading Level | Correct Factor | Measurement | Limit | Over | Detector | Comment |
|-----|-----|----------|---------------|----------------|-------------|--------|--------|----------|---------|
| | | MHz | dBuV | dB | dBuV/m | dBuV/m | dB | | |
| 1 | | 4924.000 | 53.60 | -9.62 | 43.98 | 74.00 | -30.02 | peak | |
| 2 | * | 4924.000 | 41.17 | -9.62 | 31.55 | 54.00 | -22.45 | AVG | |

REMARKS:

- (1) Measurement Value = Reading Level + Correct Factor.
- (2) Margin Level = Measurement Value - Limit Value.

| | | | |
|----------------|-------------------|--------------|------------|
| Test Mode | IEEE802.11n(HT20) | Test Date | 2021/3/19 |
| Test Frequency | 2462MHz | Polarization | Horizontal |
| Temp | 23°C | Hum. | 66% |

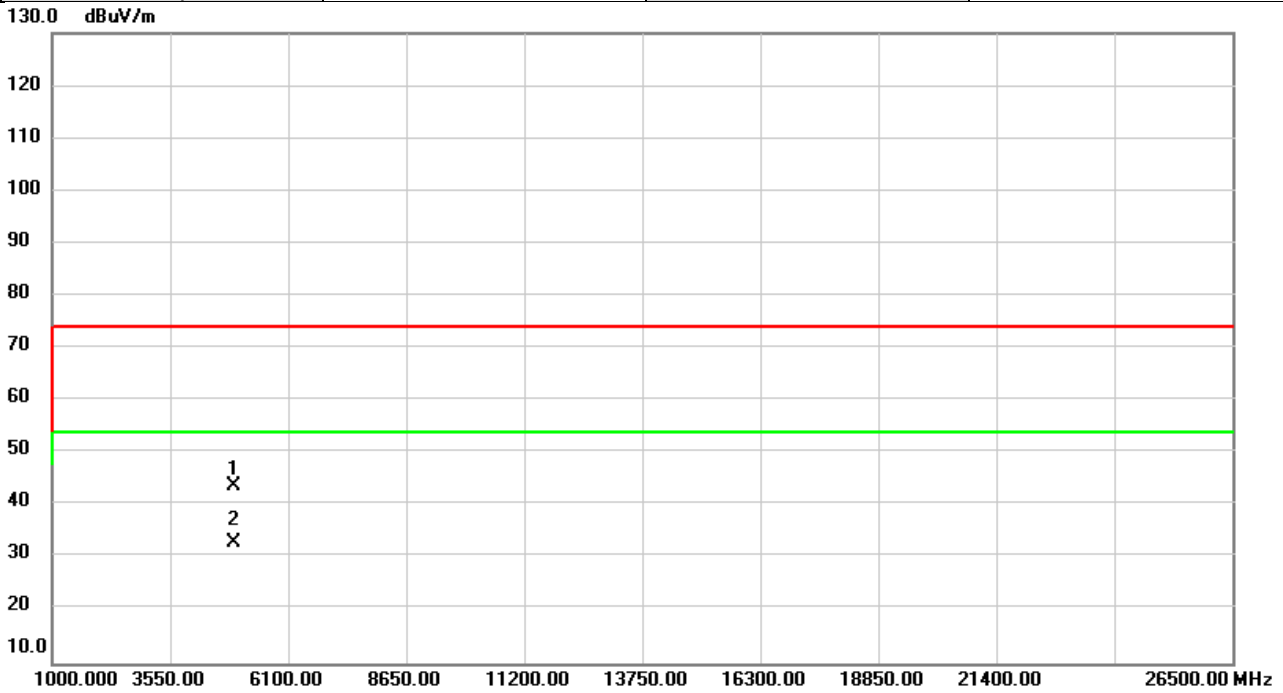


| No. | Mk. | Freq. MHz | Reading Level dBuV | Correct Factor dB | Measure- ment dBuV/m | Limit dBuV/m | Over dB | Detector | Comment |
|-----|-----|--------------|--------------------------|-------------------------|----------------------------|-----------------|------------|----------|---------|
| 1 | | 4924.000 | 54.20 | -9.62 | 44.58 | 74.00 | -29.42 | peak | |
| 2 | * | 4924.000 | 42.42 | -9.62 | 32.80 | 54.00 | -21.20 | AVG | |

REMARKS:

- (1) Measurement Value = Reading Level + Correct Factor.
- (2) Margin Level = Measurement Value - Limit Value.

| | | | |
|----------------|-------------------|--------------|-----------|
| Test Mode | IEEE802.11n(HT20) | Test Date | 2021/3/19 |
| Test Frequency | 2467MHz | Polarization | Vertical |
| Temp | 23°C | Hum. | 66% |

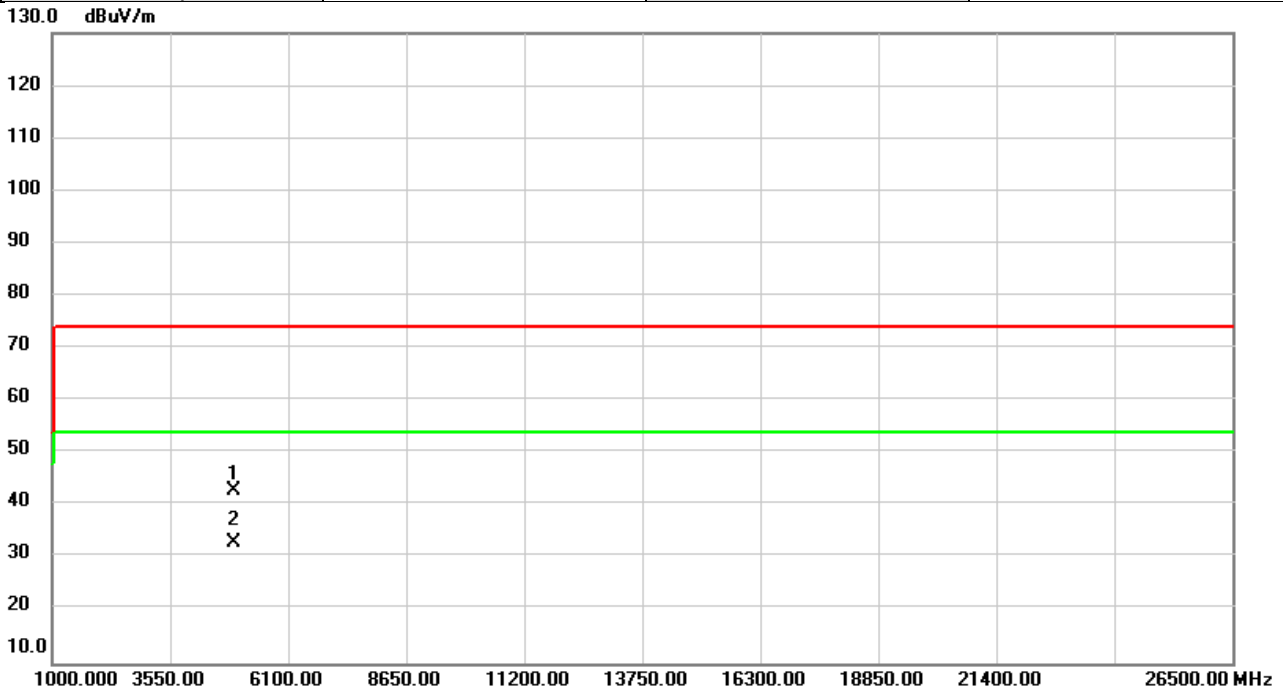


| No. | Mk. | Freq. | Reading Level | Correct Factor | Measurement | Limit | Over | Detector | Comment |
|-----|-----|----------|---------------|----------------|-------------|--------|--------|----------|---------|
| | | MHz | dBuV | dB | dBuV/m | dBuV/m | dB | | |
| 1 | | 4934.000 | 53.36 | -9.59 | 43.77 | 74.00 | -30.23 | peak | |
| 2 | * | 4934.000 | 42.60 | -9.59 | 33.01 | 54.00 | -20.99 | AVG | |

REMARKS:

- (1) Measurement Value = Reading Level + Correct Factor.
- (2) Margin Level = Measurement Value - Limit Value.

| | | | |
|----------------|-------------------|--------------|------------|
| Test Mode | IEEE802.11n(HT20) | Test Date | 2021/3/19 |
| Test Frequency | 2467MHz | Polarization | Horizontal |
| Temp | 23°C | Hum. | 66% |

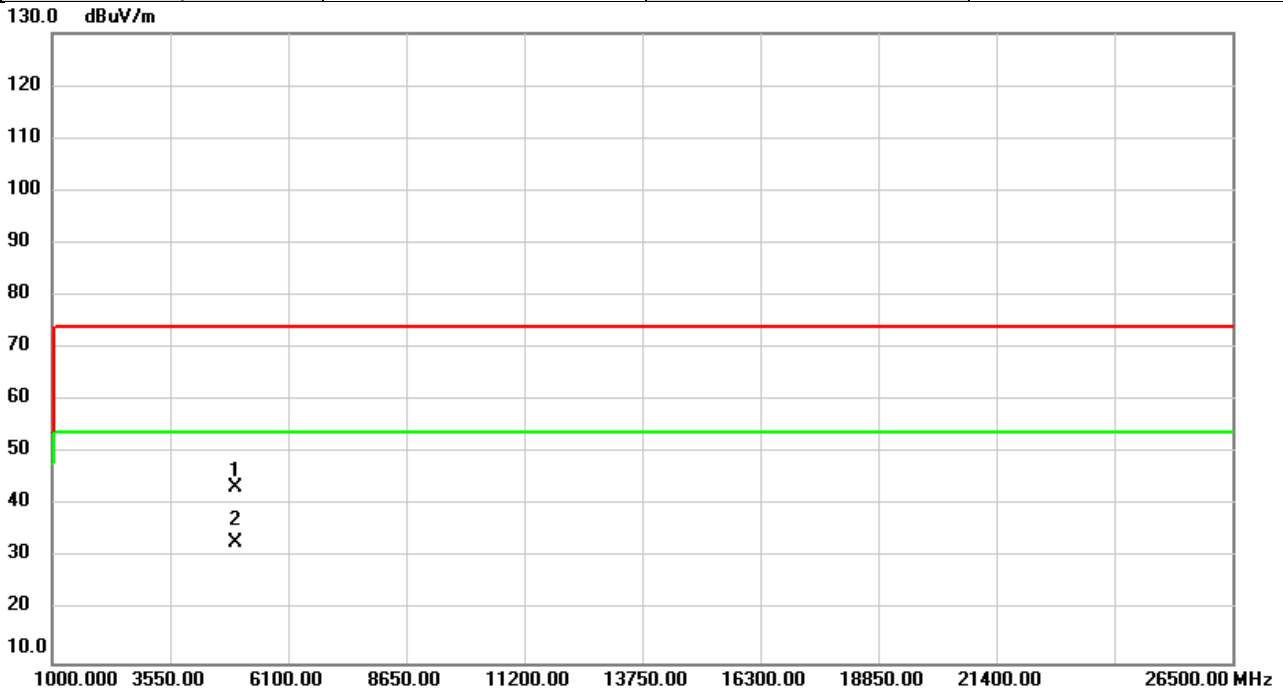


| No. | Mk. | Freq. | Reading Level | Correct Factor | Measurement | Limit | Over | Detector | Comment |
|-----|-----|----------|---------------|----------------|-------------|--------|--------|----------|---------|
| | | MHz | dBuV | dB | dBuV/m | dBuV/m | dB | | |
| 1 | | 4934.000 | 52.45 | -9.59 | 42.86 | 74.00 | -31.14 | peak | |
| 2 | * | 4934.000 | 42.47 | -9.59 | 32.88 | 54.00 | -21.12 | AVG | |

REMARKS:

- (1) Measurement Value = Reading Level + Correct Factor.
- (2) Margin Level = Measurement Value - Limit Value.

| | | | |
|----------------|-------------------|--------------|-----------|
| Test Mode | IEEE802.11n(HT20) | Test Date | 2021/3/19 |
| Test Frequency | 2472MHz | Polarization | Vertical |
| Temp | 23°C | Hum. | 66% |

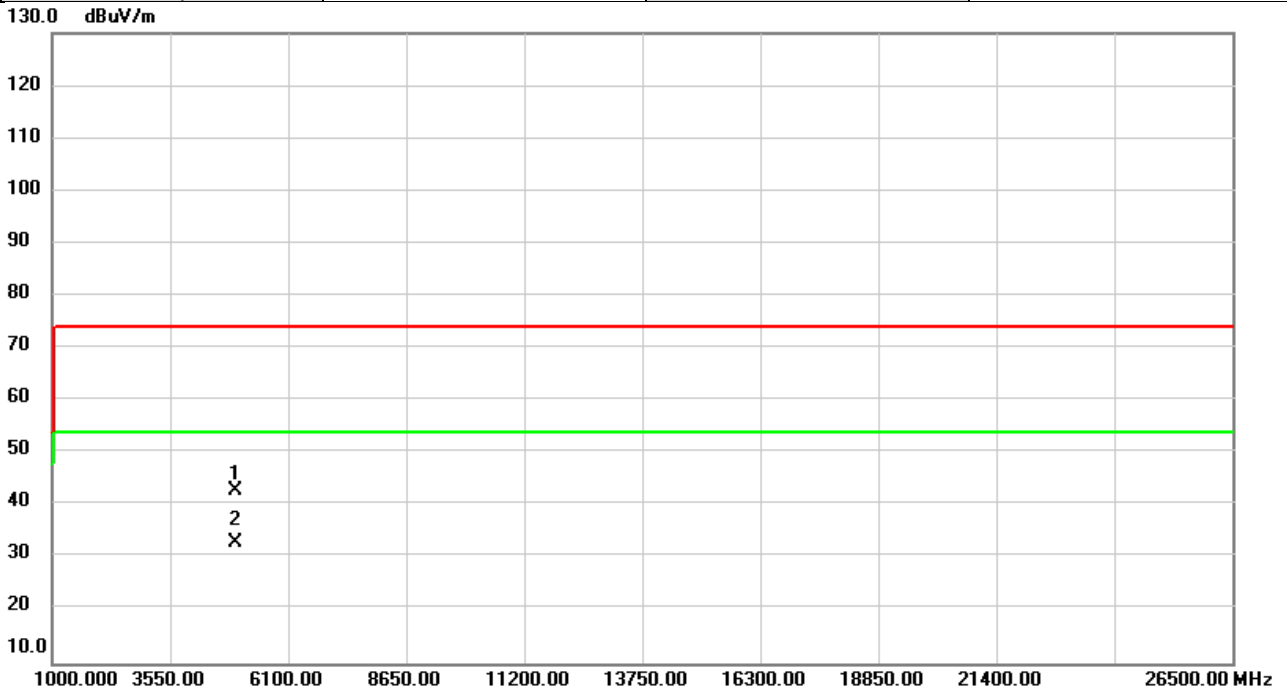


| No. | Mk. | Freq. | Reading Level | Correct Factor | Measurement | Limit | Over | Detector | Comment |
|-----|-----|----------|---------------|----------------|-------------|--------|--------|----------|---------|
| | | MHz | dBuV | dB | dBuV/m | dBuV/m | dB | | |
| 1 | | 4944.000 | 52.87 | -9.55 | 43.32 | 74.00 | -30.68 | peak | |
| 2 | * | 4944.000 | 42.54 | -9.55 | 32.99 | 54.00 | -21.01 | AVG | |

REMARKS:

- (1) Measurement Value = Reading Level + Correct Factor.
- (2) Margin Level = Measurement Value - Limit Value.

| | | | |
|----------------|-------------------|--------------|------------|
| Test Mode | IEEE802.11n(HT20) | Test Date | 2021/3/19 |
| Test Frequency | 2472MHz | Polarization | Horizontal |
| Temp | 23°C | Hum. | 66% |

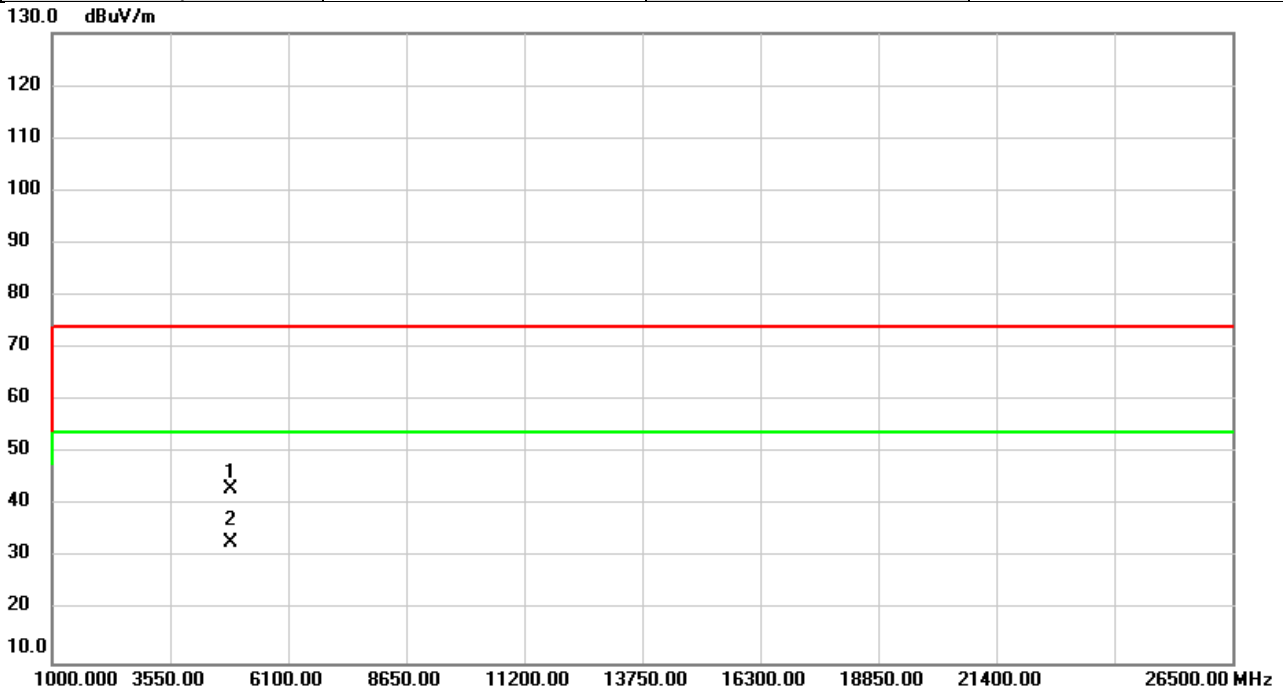


| No. | Mk. | Freq. MHz | Reading Level dBuV | Correct Factor dB | Measure- ment dBuV/m | Limit dBuV/m | Over dB | Detector | Comment |
|-----|-----|--------------|--------------------------|-------------------------|----------------------------|-----------------|------------|----------|---------|
| 1 | | 4944.000 | 52.37 | -9.55 | 42.82 | 74.00 | -31.18 | peak | |
| 2 | * | 4944.000 | 42.38 | -9.55 | 32.83 | 54.00 | -21.17 | AVG | |

REMARKS:

- (1) Measurement Value = Reading Level + Correct Factor.
- (2) Margin Level = Measurement Value - Limit Value.

| | | | |
|----------------|-------------------|--------------|-----------|
| Test Mode | IEEE802.11n(HT40) | Test Date | 2021/3/19 |
| Test Frequency | 2422MHz | Polarization | Vertical |
| Temp | 23°C | Hum. | 66% |

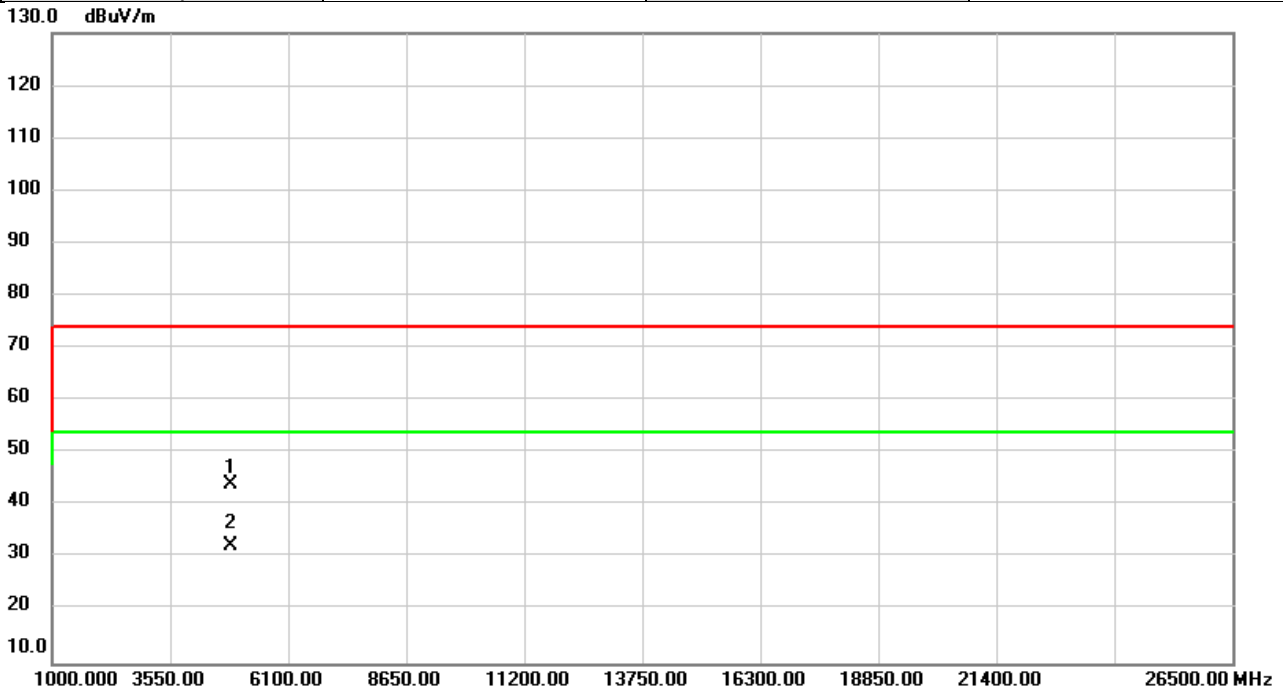


| No. | Mk. | Freq. | Reading Level | Correct Factor | Measurement | Limit | Over | Detector | Comment |
|-----|-----|----------|---------------|----------------|-------------|--------|--------|----------|---------|
| | | MHz | dBuV | dB | dBuV/m | dBuV/m | dB | | |
| 1 | | 4844.000 | 53.05 | -9.89 | 43.16 | 74.00 | -30.84 | peak | |
| 2 | * | 4844.000 | 42.92 | -9.89 | 33.03 | 54.00 | -20.97 | AVG | |

REMARKS:

- (1) Measurement Value = Reading Level + Correct Factor.
- (2) Margin Level = Measurement Value - Limit Value.

| | | | |
|----------------|-------------------|--------------|------------|
| Test Mode | IEEE802.11n(HT40) | Test Date | 2021/3/19 |
| Test Frequency | 2422MHz | Polarization | Horizontal |
| Temp | 23°C | Hum. | 66% |

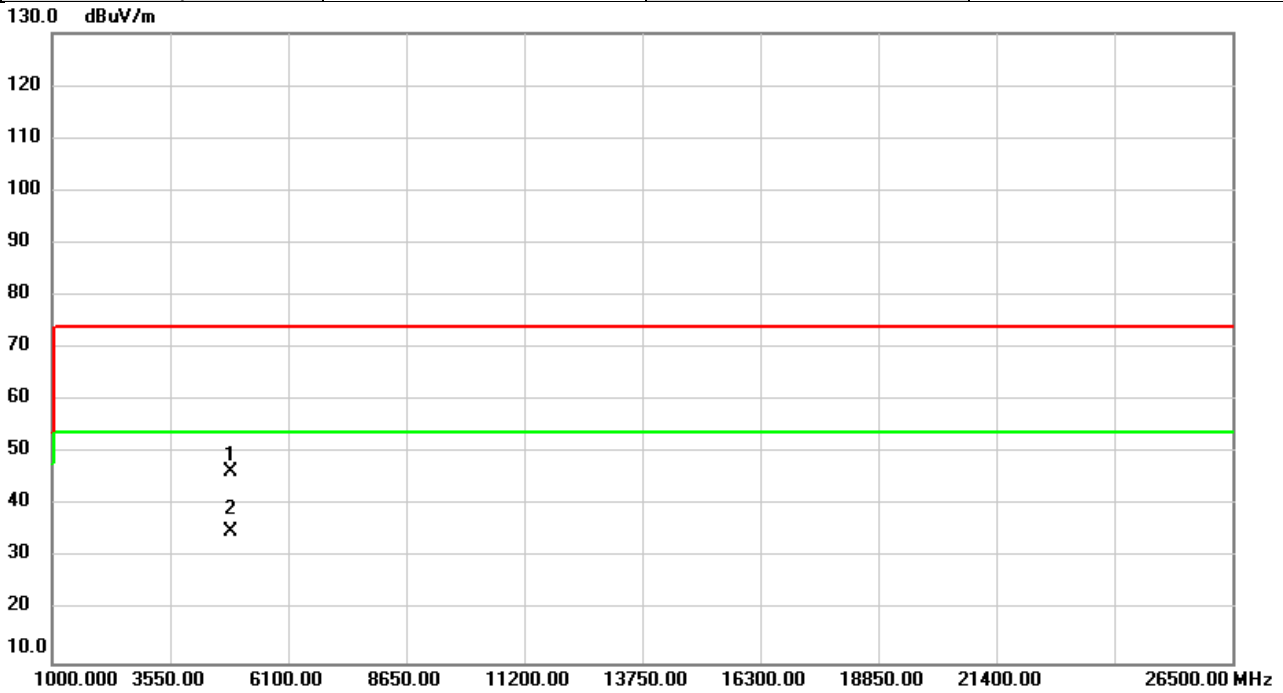


| No. | Mk. | Freq. | Reading Level | Correct Factor | Measurement | Limit | Over | Detector | Comment |
|-----|-----|----------|---------------|----------------|-------------|--------|--------|----------|---------|
| | | MHz | dBuV | dB | dBuV/m | dBuV/m | dB | | |
| 1 | | 4844.000 | 53.99 | -9.89 | 44.10 | 74.00 | -29.90 | peak | |
| 2 | * | 4844.000 | 42.32 | -9.89 | 32.43 | 54.00 | -21.57 | AVG | |

REMARKS:

- (1) Measurement Value = Reading Level + Correct Factor.
- (2) Margin Level = Measurement Value - Limit Value.

| | | | |
|----------------|-------------------|--------------|-----------|
| Test Mode | IEEE802.11n(HT40) | Test Date | 2021/3/19 |
| Test Frequency | 2437MHz | Polarization | Vertical |
| Temp | 23°C | Hum. | 66% |

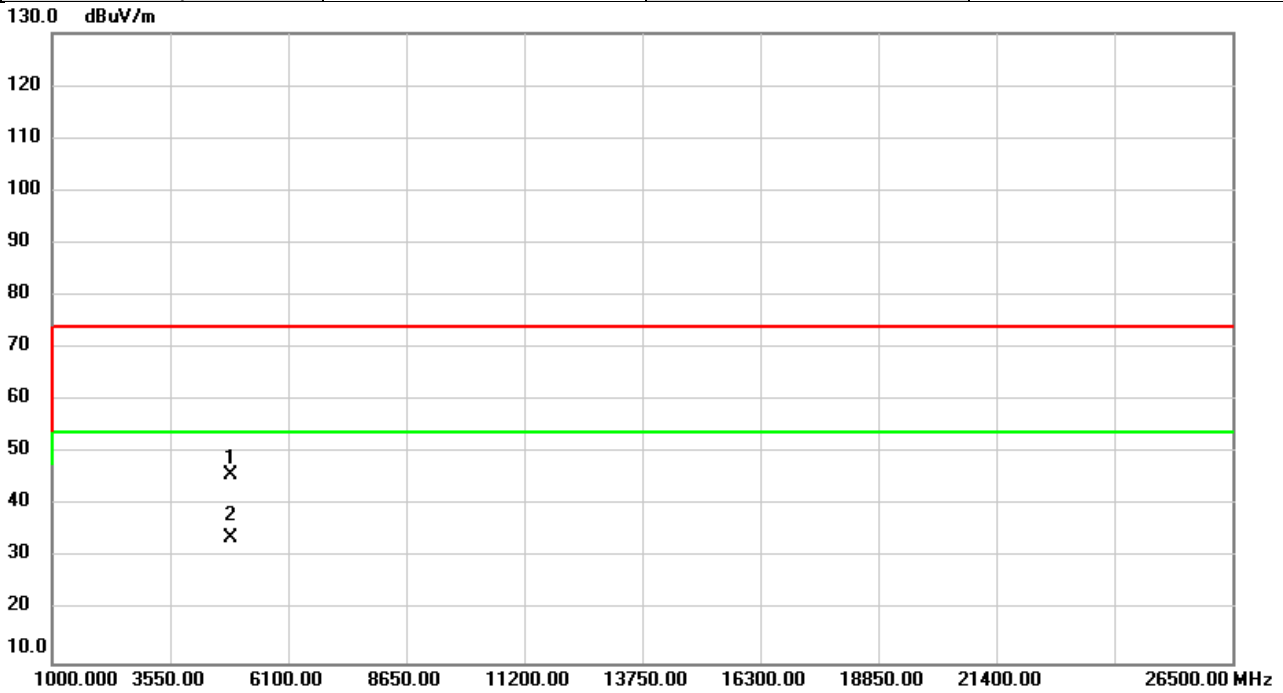


| No. | Mk. | Freq. | Reading Level | Correct Factor | Measurement | Limit | Over | Detector | Comment |
|-----|-----|----------|---------------|----------------|-------------|--------|--------|----------|---------|
| | | MHz | dBuV | dB | dBuV/m | dBuV/m | dB | | |
| 1 | | 4874.000 | 56.34 | -9.79 | 46.55 | 74.00 | -27.45 | peak | |
| 2 | * | 4874.000 | 44.83 | -9.79 | 35.04 | 54.00 | -18.96 | AVG | |

REMARKS:

- (1) Measurement Value = Reading Level + Correct Factor.
- (2) Margin Level = Measurement Value - Limit Value.

| | | | |
|----------------|-------------------|--------------|------------|
| Test Mode | IEEE802.11n(HT40) | Test Date | 2021/3/19 |
| Test Frequency | 2437MHz | Polarization | Horizontal |
| Temp | 23°C | Hum. | 66% |

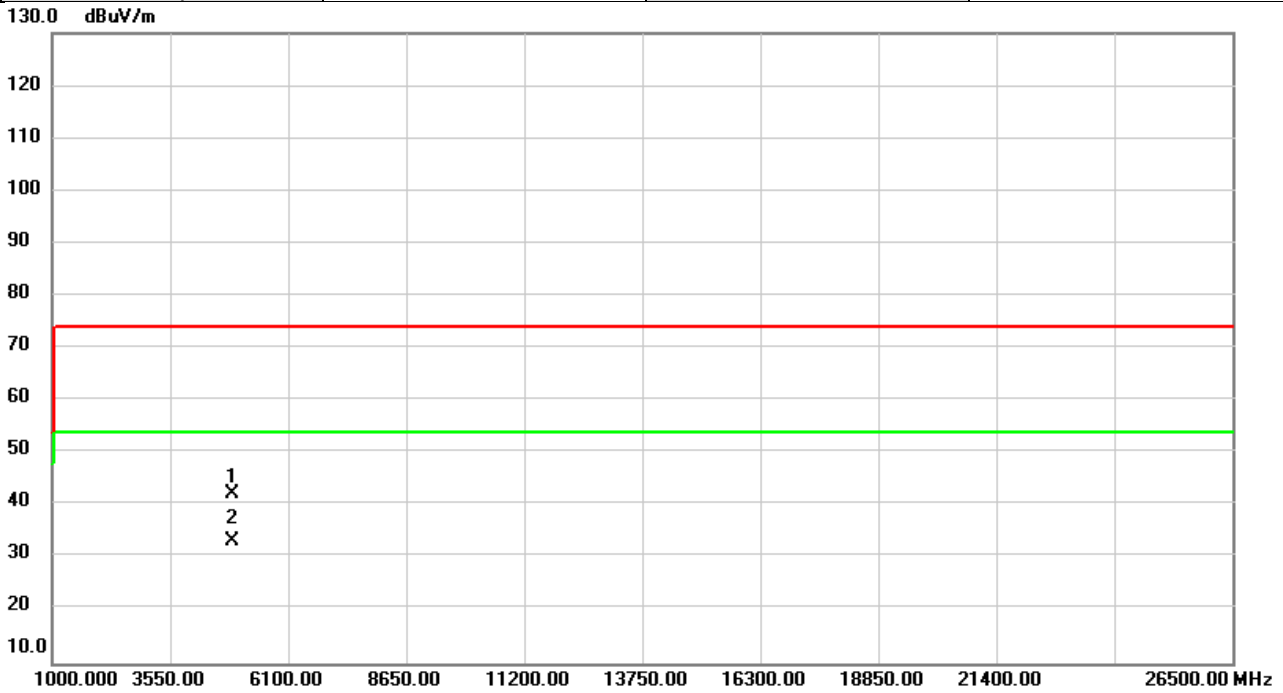


| No. | Mk. | Freq. | Reading Level | Correct Factor | Measurement | Limit | Over | Detector | Comment |
|-----|-----|----------|---------------|----------------|-------------|--------|--------|----------|---------|
| | | MHz | dBuV | dB | dBuV/m | dBuV/m | dB | | |
| 1 | | 4874.000 | 55.74 | -9.79 | 45.95 | 74.00 | -28.05 | peak | |
| 2 | * | 4874.000 | 43.68 | -9.79 | 33.89 | 54.00 | -20.11 | AVG | |

REMARKS:

- (1) Measurement Value = Reading Level + Correct Factor.
- (2) Margin Level = Measurement Value - Limit Value.

| | | | |
|----------------|-------------------|--------------|-----------|
| Test Mode | IEEE802.11n(HT40) | Test Date | 2021/3/19 |
| Test Frequency | 2452MHz | Polarization | Vertical |
| Temp | 23°C | Hum. | 66% |

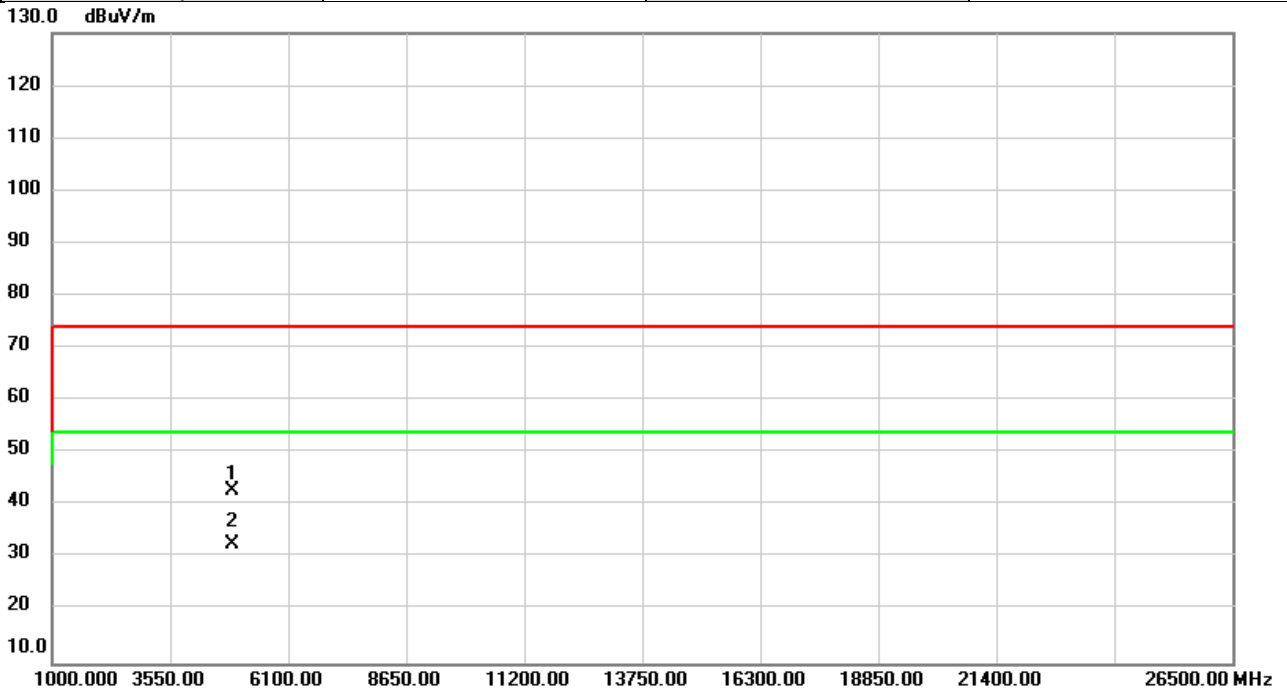


| No. | Mk. | Freq. | Reading Level | Correct Factor | Measurement | Limit | Over | Detector | Comment |
|-----|-----|----------|---------------|----------------|-------------|--------|--------|----------|---------|
| | | MHz | dBuV | dB | dBuV/m | dBuV/m | dB | | |
| 1 | | 4904.000 | 52.07 | -9.69 | 42.38 | 74.00 | -31.62 | peak | |
| 2 | * | 4904.000 | 42.81 | -9.69 | 33.12 | 54.00 | -20.88 | AVG | |

REMARKS:

- (1) Measurement Value = Reading Level + Correct Factor.
- (2) Margin Level = Measurement Value - Limit Value.

| | | | |
|----------------|-------------------|--------------|------------|
| Test Mode | IEEE802.11n(HT40) | Test Date | 2021/3/19 |
| Test Frequency | 2452MHz | Polarization | Horizontal |
| Temp | 23°C | Hum. | 66% |

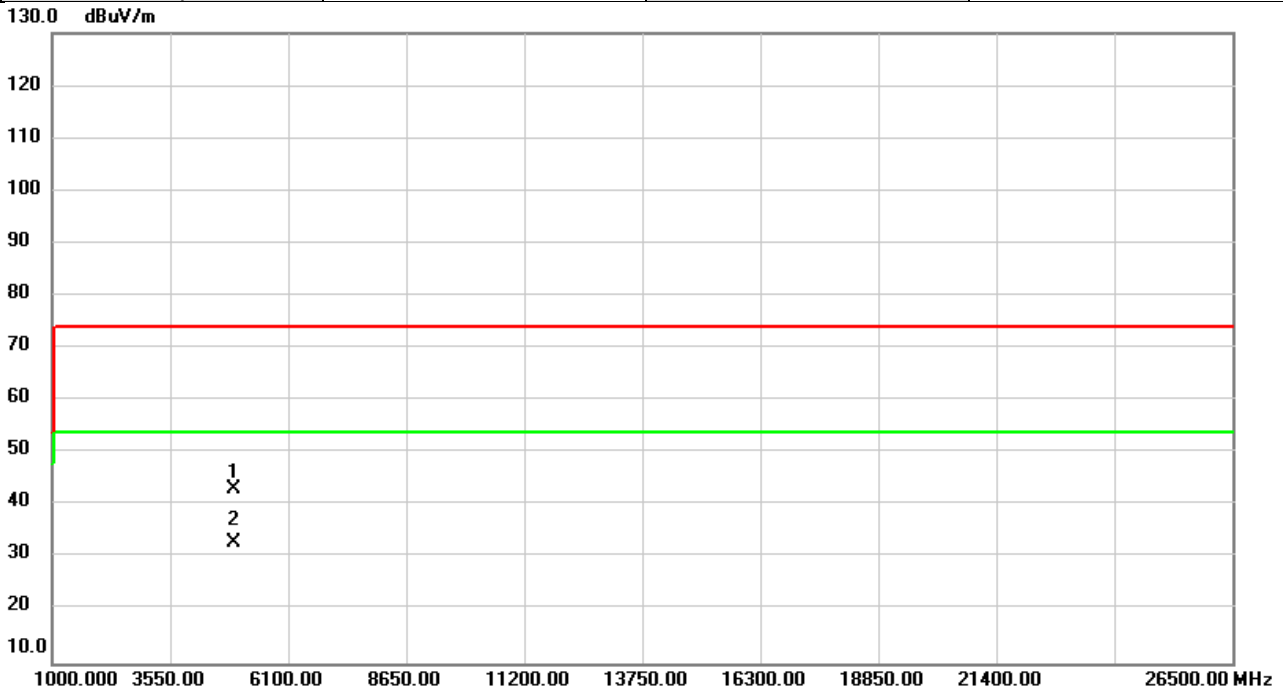


| No. | Mk. | Freq. MHz | Reading Level dBuV | Correct Factor dB | Measure- ment dBuV/m | Limit dBuV/m | Over dB | Detector | Comment |
|-----|-----|--------------|--------------------------|-------------------------|----------------------------|-----------------|------------|----------|---------|
| 1 | | 4904.000 | 52.65 | -9.69 | 42.96 | 74.00 | -31.04 | peak | |
| 2 | * | 4904.000 | 42.42 | -9.69 | 32.73 | 54.00 | -21.27 | AVG | |

REMARKS:

- (1) Measurement Value = Reading Level + Correct Factor.
- (2) Margin Level = Measurement Value - Limit Value.

| | | | |
|----------------|-------------------|--------------|-----------|
| Test Mode | IEEE802.11n(HT40) | Test Date | 2021/3/19 |
| Test Frequency | 2457MHz | Polarization | Vertical |
| Temp | 23°C | Hum. | 66% |

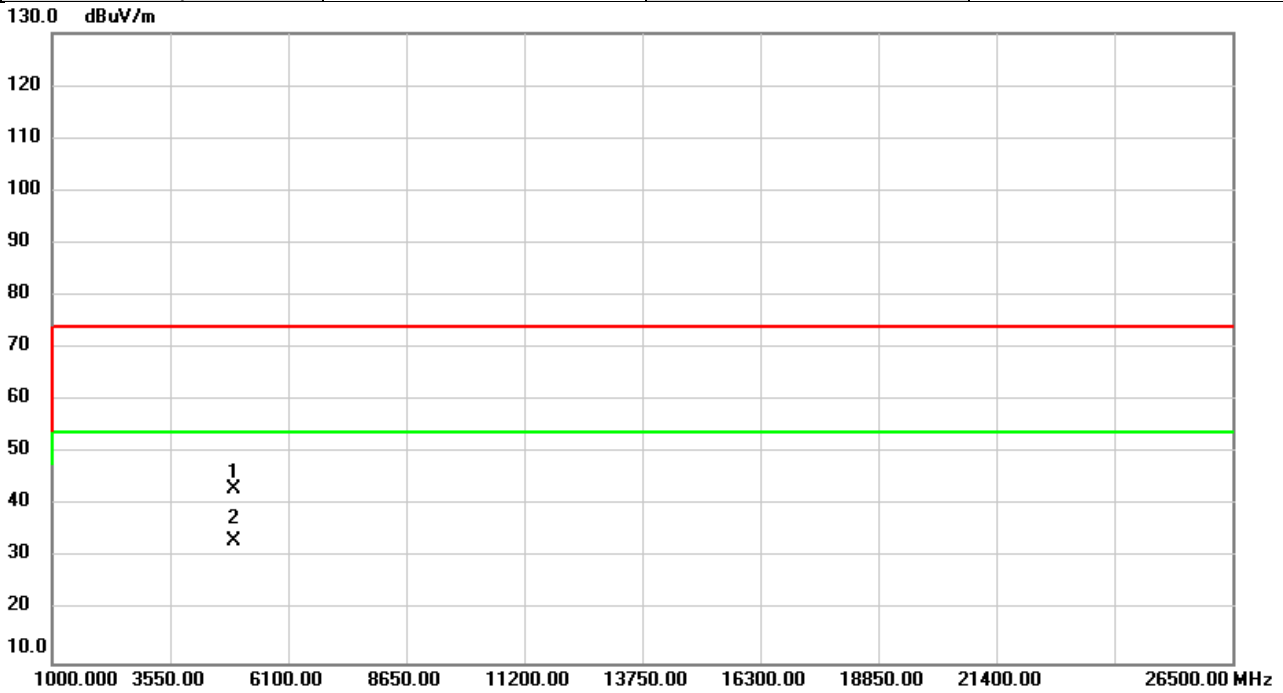


| No. | Mk. | Freq. MHz | Reading Level dBuV | Correct Factor dB | Measure- ment dBuV/m | Limit dBuV/m | Over dB | Detector | Comment |
|-----|-----|--------------|--------------------------|-------------------------|----------------------------|-----------------|------------|----------|---------|
| 1 | | 4914.000 | 52.86 | -9.65 | 43.21 | 74.00 | -30.79 | peak | |
| 2 | * | 4914.000 | 42.67 | -9.65 | 33.02 | 54.00 | -20.98 | AVG | |

REMARKS:

- (1) Measurement Value = Reading Level + Correct Factor.
- (2) Margin Level = Measurement Value - Limit Value.

| | | | |
|----------------|-------------------|--------------|------------|
| Test Mode | IEEE802.11n(HT40) | Test Date | 2021/3/19 |
| Test Frequency | 2457MHz | Polarization | Horizontal |
| Temp | 23°C | Hum. | 66% |

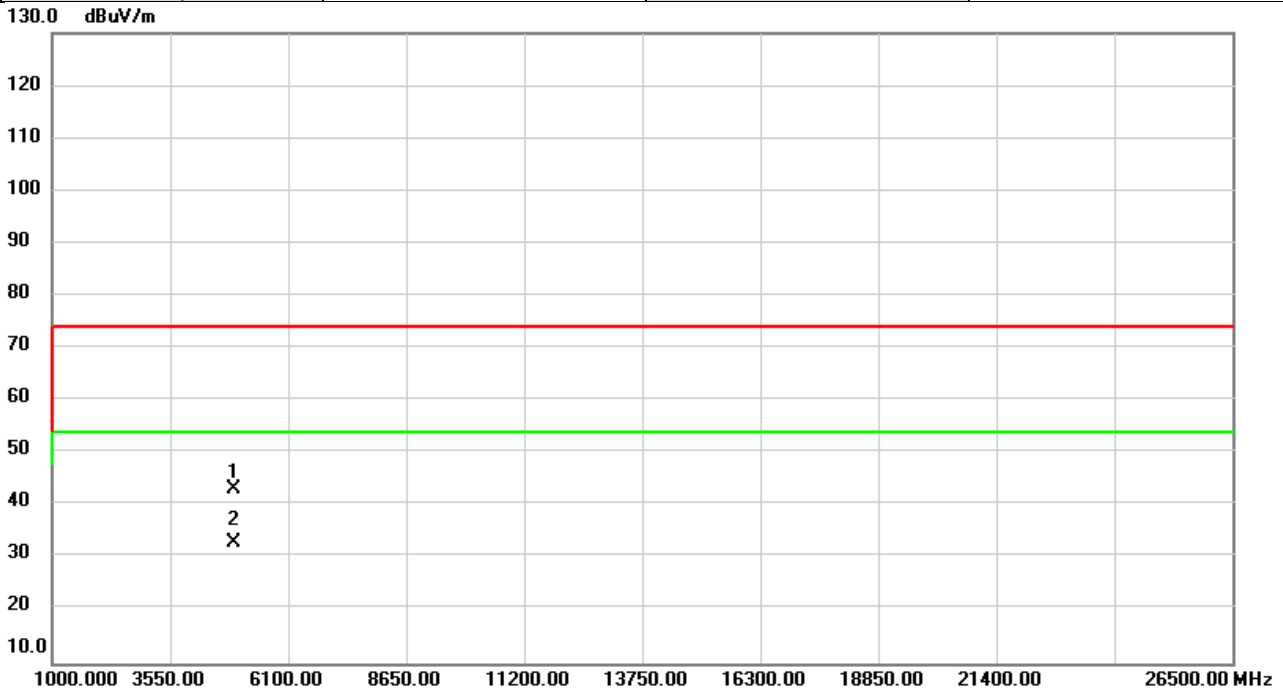


| No. | Mk. | Freq. | Reading Level | Correct Factor | Measurement | Limit | Over | Detector | Comment |
|-----|-----|----------|---------------|----------------|-------------|--------|--------|----------|---------|
| | | MHz | dBuV | dB | dBuV/m | dBuV/m | dB | | |
| 1 | | 4914.000 | 52.71 | -9.65 | 43.06 | 74.00 | -30.94 | peak | |
| 2 | * | 4914.000 | 43.01 | -9.65 | 33.36 | 54.00 | -20.64 | AVG | |

REMARKS:

- (1) Measurement Value = Reading Level + Correct Factor.
- (2) Margin Level = Measurement Value - Limit Value.

| | | | |
|----------------|-------------------|--------------|-----------|
| Test Mode | IEEE802.11n(HT40) | Test Date | 2021/3/19 |
| Test Frequency | 2462MHz | Polarization | Vertical |
| Temp | 23°C | Hum. | 66% |

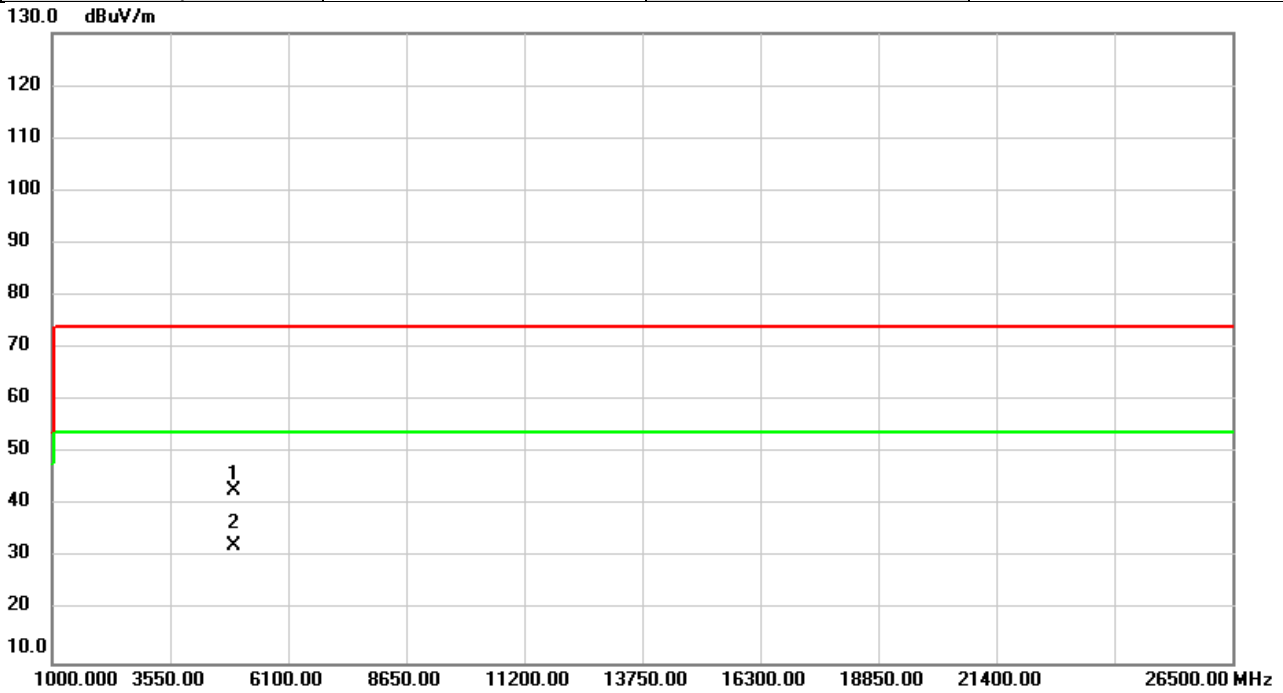


| No. | Mk. | Freq. | Reading Level | Correct Factor | Measurement | Limit | Over | Detector | Comment |
|-----|-----|----------|---------------|----------------|-------------|--------|--------|----------|---------|
| | | MHz | dBuV | dB | dBuV/m | dBuV/m | dB | | |
| 1 | | 4924.000 | 52.89 | -9.62 | 43.27 | 74.00 | -30.73 | peak | |
| 2 | * | 4924.000 | 42.45 | -9.62 | 32.83 | 54.00 | -21.17 | AVG | |

REMARKS:

- (1) Measurement Value = Reading Level + Correct Factor.
- (2) Margin Level = Measurement Value - Limit Value.

| | | | |
|----------------|-------------------|--------------|------------|
| Test Mode | IEEE802.11n(HT40) | Test Date | 2021/3/19 |
| Test Frequency | 2462MHz | Polarization | Horizontal |
| Temp | 23°C | Hum. | 66% |



| No. | Mk. | Freq. | Reading Level | Correct Factor | Measurement | Limit | Over | Detector | Comment |
|-----|-----|----------|---------------|----------------|-------------|--------|--------|----------|---------|
| | | MHz | dBuV | dB | dBuV/m | dBuV/m | dB | | |
| 1 | | 4924.000 | 52.42 | -9.62 | 42.80 | 74.00 | -31.20 | peak | |
| 2 | * | 4924.000 | 41.99 | -9.62 | 32.37 | 54.00 | -21.63 | AVG | |

REMARKS:

- (1) Measurement Value = Reading Level + Correct Factor.
- (2) Margin Level = Measurement Value - Limit Value.

APPENDIX D REFERENCE INFORMATION

Output Power:

| Band | Mode | Channel | Frequency (MHz) | Data Rate | Max. Peak Power (dBm) | |
|------|-----------|---------|-----------------|-----------|-----------------------|-------|
| 2.4G | 802.11b | 1 | 2412 | 1 | 21.89 | |
| | | 6 | 2437 | 1 | 21.79 | |
| | | 11 | 2462 | 1 | 21.83 | |
| | | 12 | 2467 | 1 | 21.12 | |
| | | 13 | 2472 | 1 | 18.92 | |
| | 802.11g | 1 | 2412 | 6 | 23.16 | |
| | | 6 | 2437 | 6 | 23.75 | |
| | | 11 | 2462 | 6 | 12.58 | |
| | | 12 | 2467 | 6 | 12.26 | |
| | 802.11n20 | 13 | 2472 | 6 | 12.26 | |
| | | 1 | 2412 | HT0 | 23.15 | |
| | | 6 | 2437 | HT0 | 23.66 | |
| | | 11 | 2462 | HT0 | 12.34 | |
| | 802.11n40 | 12 | 2467 | HT0 | 12.13 | |
| | | 13 | 2472 | HT0 | 12.47 | |
| | | 3 | 2422 | HT0 | 20.16 | |
| | | 6 | 2437 | HT0 | 22.58 | |
| | | 9 | 2452 | HT0 | 12.72 | |
| | | | 10 | 2457 | HT0 | 12.28 |
| | | | 11 | 2462 | HT0 | 12.69 |

End of Test Report