



## **ANSI/IEEE Std. C95.1-2005**

in accordance with the requirements of  
FCC Report and Order: ET Docket 93-137



### **FCC TEST REPORT**

**For**

**802.11 A/B/G/N/AC+ BT 4.1 M.2 TYPE CARD  
(Tested inside of Notebook Computer, model lenovo Flex 3-1570)**

**Trade Name: Qualcomm Atheros**

**Model: QCNFA34AC**

Issued to

**Qualcomm Atheros, Inc.  
1700 Technology Drive, san Jose, CA95110**

Issued by

**Compliance Certification Services Inc.**

**No.11, Wugong 6th Rd., Wugu Dist.,  
New Taipei City 24891,  
Taiwan. (R.O.C.)**

**<http://www.ccsrf.com>**

**[service@ccsrf.com](mailto:service@ccsrf.com)**

**Issued Date: 2015/05/04**



---

***Note:** This report shall not be reproduced except in full, without the written approval of Compliance Certification Services Inc. This document may be altered or revised by Compliance Certification Services Inc. personnel only, and shall be noted in the revision section of the document.*



## Revision History

Rev.	Issue Date	Revisions	Effect Page	Revised By
00	2015/05/04	Initial Issue	ALL	Peter Chen
01	2015/06/12	Revise 2.4GHz Highest Reported SAR	07.59.68	Peter Chen



## Table of Contents

<b>1</b>	<b>Certificate of Compliance (SAR Evaluation)</b> .....	<b>5</b>
<b>2</b>	<b>Description of Equipment Under Test</b> .....	<b>6</b>
2.1	Summary of Highest SAR Values .....	7
<b>3</b>	<b>Requirements for Compliance Testing Defined</b> .....	<b>8</b>
3.1	Requirements for Compliance Testing Defined by the FCC .....	8
<b>4</b>	<b>Dosimetric Assessment System</b> .....	<b>9</b>
4.1	Measurement System Diagram .....	10
4.2	System Components .....	11
<b>5</b>	<b>Evaluation Procedures</b> .....	<b>14</b>
<b>6</b>	<b>SAR Measurement Procedures</b> .....	<b>16</b>
6.1	Normal SAR Test Procedure .....	16
<b>7</b>	<b>Device Under Test</b> .....	<b>18</b>
7.1	Wireless Technologies .....	18
7.2	Maximum Tune-up Power .....	19
7.3	Simultaneous Transmission .....	21
<b>8</b>	<b>RF Output Power Measurement</b> .....	<b>22</b>
8.1	Wi-Fi (2.4GHz Band) .....	22
8.2	Wi-Fi (5GHz Band) .....	24
8.3	Bluetooth .....	40
<b>9</b>	<b>Summary of SAR Test Exclusion Configurations</b> .....	<b>41</b>
9.1	Standalone SAR Test Exclusion Calculations .....	41
9.1.1	SAR Exclusion Calculations for Wi-Fi Antenna < 50mm from the User .....	42
9.1.2	SAR Exclusion Calculations for Wi-Fi Antenna > 50mm from the User .....	45
9.1.3	SAR Required Test Configuration .....	48
<b>10</b>	<b>Exposure Limit</b> .....	<b>51</b>
<b>11</b>	<b>Tissue Dielectric Properties</b> .....	<b>52</b>
11.1	Test Liquid Confirmation .....	52
11.2	Typical Composition of Ingredients for Liquid Tissue Phantoms .....	53
11.3	Simulating Liquids Parameter Check Results .....	54
<b>12</b>	<b>Measurement Uncertainty</b> .....	<b>56</b>
<b>13</b>	<b>System Performance Check</b> .....	<b>57</b>
13.1	System Performance Check Results .....	58
<b>14</b>	<b>SAR Measurements Results</b> .....	<b>59</b>
<b>15</b>	<b>Simultaneous Transmission SAR Analysis</b> .....	<b>65</b>
15.1	Estimated SAR for Simultaneous Transmission SAR Analysis .....	66



15.1.1	Estimated SAR for Bluetooth.....	66
15.2	Sum of the SAR for Simultaneous Transmission Analysis .....	67
15.2.1	Sum of the SAR for Wi-Fi & Bluetooth .....	67
15.2.2	Sum of the SAR for Wi-Fi MIMO .....	68
<b>16</b>	<b>Equipment List &amp; Calibration Status .....</b>	<b>69</b>
<b>17</b>	<b>Facilities .....</b>	<b>70</b>
<b>18</b>	<b>Reference .....</b>	<b>70</b>
<b>19</b>	<b>Attachments.....</b>	<b>71</b>



# 1 Certificate of Compliance (SAR Evaluation)

**Applicant** Qualcomm Atheros, Inc.  
1700 Technology Drive, san Jose, CA95110

**Equipment Under Test:** 802.11 A/B/G/N/AC+ BT 4.1 M.2 TYPE CARD  
(Tested inside of Notebook Computer, model lenovo Flex 3-1570)

**Trade Name:** Qualcomm Atheros

**Model Number:** QCNFA34AC

**Date of Test:** April 21 ~ 29, 2015

**Device Category:** PORTABLE DEVICES

**Exposure Category:** GENERAL POPULATION/UNCONTROLLED EXPOSURE

Applicable Standards	
FCC	<ul style="list-style-type: none"> <li>● IEEE 1528 2013</li> <li>● KDB 865664 D01 SAR Measurement 100 MHz to 6 GHz v01r03</li> <li>● KDB 447498 D01 General RF Exposure Guidance v05r02</li> <li>● KDB 616217 D04 SAR for laptop and tablets v01r01</li> <li>● KDB 248227 D01 SAR measurement for 802 11 a b g v01r02</li> </ul>
Limit	
1.6 W/kg	
Test Result	
Pass	

The test results in this report apply only to the tested sample of the stated device/equipment. Other similar device/equipment will not necessarily produce the same results due to production tolerance and measurement uncertainties.

Approved by:

Tested by:

Alex Wu  
Section Manager  
Compliance Certification Services Inc.

Peter Chen  
SAR Engineer  
Compliance Certification Services Inc.



## 2 Description of Equipment Under Test

Product	802.11 A/B/G/N/AC+ BT 4.1 M.2 TYPE CARD (Tested inside of Notebook Computer, model lenovo Flex 3-1570)			
Trade Name	Qualcomm Atheros			
Model Number	QCNFA34AC			
RF Module	Qualcomm Atheros	Model:	QCNFA34AC	
Host Manufacturer	lenovo	Host Model Name	Flex 3-1570 ; Flex 3-1535	
Host Model discrepancy	Market segmentation			
Transmitters	Wi-Fi & Bluetooth			
Modulation Technique	Bluetooth:GFSK for 1Mbps; $\pi$ /4-DQPSK for 2Mbps;8DPSK for 3Mbps			
	802.11a: Orthogonal Frequency Division Multiplexing (OFDM)			
	802.11b: Direct Sequence Spread Spectrum(DSSS)			
	802.11g: Orthogonal Frequency Division Multiplexing (OFDM)			
	802.11n: Orthogonal Frequency Division Multiplexing (OFDM)			
Antenna Specification	Ant 1	Brand name	High-Tek Electronics Co.,Ltd	
		Parts Number	Main: 025.900CP.0001 Aux: 025.900CQ.0001	
		Type	PIFA	
	Ant 2	Brand name	Wistron Neweb Corporation	
		Parts Number	Main: 025.900CR.0011 Aux: 025.900CS.0011	
		Type	PIFA	
	Rechargeable Li-polymer Battery–alternate	1.Brand: LG Model: L14L3P21 Rating: 11.1 Vdc / 4050mAh, 45Wh		
		2.Brand: SIMPLO Model: L14M3P21 Rating: 11.1 Vdc / 4050mAh, 45Wh		
3.Brand: LG Model: L14L2P21 Rating: 7.4 Vdc / 4050mAh, 30Wh				
4.Brand: SIMPLO Model: L14M2P21 Rating: 7.4 Vdc / 4050mAh, 30Wh				
Test is using battery No.1 There are difference rating of battery, we chooses No.1 to perform the SAR testing of maximum rating.				

**Note:**

- The sample selected for test was prototype that representative to production product and was provided by manufacturer
- The module has two variant designs as following table:

NO.	Explanation:
SKU 1	NFA344: This module supports 2T2R MIMO 802.11 on the main and aux antennas. Bluetooth operates on the Main antenna and when Bluetooth is transmitting, 802.11 is limited to the aux antenna.
SKU 2	NFA345: This module supports 1T2R. Bluetooth/802.11 Tx only on the main antenna and the Aux is receive only.

- The platform have Notebook mode, Stand mode, Tablet mode and Tent mode. We Performed SAR test in tablet mode, because the EUT can fold 360 degrees. Thus, testing under tablet mode would meet the testing criteria for NB mode and Stand mode and Tent mode.
- This report documents re-measurement of host platforms with alternate antennas to verify continued compliance from original module/host integration evaluation. See also test report no. T150112W02-SF /FCC ID: PPD-QCNFA34AC.



## 2.1 Summary of Highest SAR Values

Results for highest reported SAR values for each frequency band and mode, these are spot check measurements of the original host/module combination, where the worst-case transmit mode and test positions were selected.

SKU1

Technology/Band	Test configuration	Mode	Highest Reported 1g-SAR (W/kg)
Wi-Fi 2.4 GHz	Tablet Mode@Edge1	802.11b	0.693
Wi-Fi 5.2 GHz	Tablet Mode@Edge1	802.11n HT20	1.115
Wi-Fi 5.3 GHz	Tablet Mode@Edge1	802.11a	1.141
Wi-Fi 5.5 GHz	Tablet Mode@Edge1	802.11n HT20	0.872
Wi-Fi 5.8 GHz	Tablet Mode@Edge1	802.11a HT20	0.432

SKU2

Technology/Band	Test configuration	Mode	Highest Reported 1g-SAR (W/kg)
Wi-Fi 2.4 GHz	Tablet Mode@Edge1	802.11n HT40	0.475
Wi-Fi 5.2 GHz	Tablet Mode@Edge1	802.11a	1.099
Wi-Fi 5.3 GHz	Tablet Mode@Edge1	802.11a	1.190
Wi-Fi 5.5 GHz	Tablet Mode@Edge1	802.11a	1.115
Wi-Fi 5.8 GHz	Tablet Mode@Edge1	802.11a	0.380



### **3 Requirements for Compliance Testing Defined**

#### **3.1 Requirements for Compliance Testing Defined by the FCC**

The US Federal Communications Commission has released the report and order "Guidelines for Evaluating the Environmental Effects of RF Radiation", ET Docket No. 93-62 in August 1996 [1]. The order requires routine SAR evaluation prior to equipment authorization of portable transmitter devices, including portable telephones. For consumer products, the applicable limit is 1.6 W/kg for an uncontrolled environment and 8.0 mW/g for an occupational/controlled environment as recommended by the ANSI/IEEE standard C95.1-1992 [6].

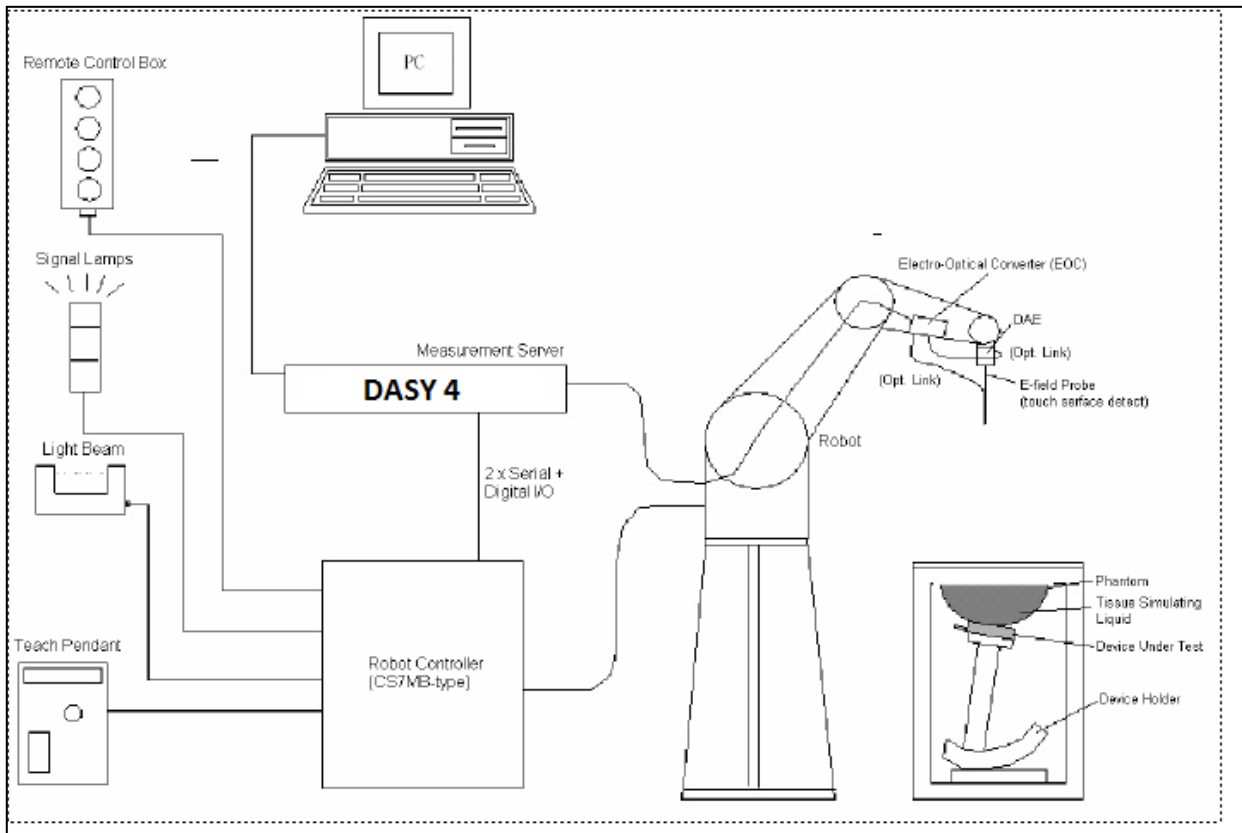




## **4 Dosimetric Assessment System**

These measurements were performed with the automated near-field scanning system DASY4/DASY5 from Schmid & Partner Engineering AG (SPEAG). The system is based on a high precision robot (working range greater than 0.9 m) which positions the probes with a positional repeatability of better than  $\pm 0.02$  mm. Special E- and H-field probes have been developed for measurements close to material discontinuity, the sensors of which are directly loaded with a Schottky diode and connected via highly resistive lines to the data acquisition unit. The SAR measurements were conducted with the dosimetric probe EX3DV4-SN: 3554 (manufactured by SPEAG), designed in the classical triangular configuration and optimized for dosimetric evaluation. The probe has been calibrated according to the procedure with accuracy of better than  $\pm 10\%$ . The spherical isotropy was evaluated with the procedure and found to be better than  $\pm 0.25$  dB. The phantom used was the SAM Twin Phantom as described in FCC supplement C, IEEE 1528 2013.

#### 4.1 Measurement System Diagram






**The DASY5 system for performing compliance tests consists of the following items:**

- A standard high precision 6-axis robot (Stäubli RX family) with controller, teach pendant and software. An arm extension for accommodating the data acquisition electronics (DAE).
- A dosimetric probe, i.e., an isotropic E-field probe optimized and calibrated for usage in tissue simulating liquid. The probe is equipped with an optical surface detector system.
- A data acquisition electronics (DAE) which performs the signal amplification, signal multiplexing, AD-conversion, offset measurements, mechanical surface detection, collision detection, etc. The unit is battery powered with standard or rechargeable batteries. The signal is optically transmitted to the EOC.
- The Electro-optical converter (EOC) performs the conversion between optical and electrical of the signals for the digital communication to the DAE and for the analog signal from the optical surface detection. The EOC is connected to the measurement server.
- The function of the measurement server is to perform the time critical tasks such as signal filtering, control of the robot operation and fast movement interrupts.
- A probe alignment unit which improves the (absolute) accuracy of the probe positioning.
- A computer operating Windows 2000 or Windows XP.
- DASY4/DASY5 software.
- Remote control with teach pendant and additional circuitry for robot safety such as warning lamps, etc.
- The SAM twin phantom enabling testing left-hand and right-hand usage.
- The device holder for handheld mobile phones.
- Tissue simulating liquid mixed according to the given recipes.
- Validation dipole kits allowing validating the proper functioning of the system.



## 4.2 System Components

DASY4/DASY5 Measurement Server	
	<p>The DASY4/DASY5 measurement server is based on a PC/104 CPU board with a 166MHz low-power Pentium, 32MB chip disk and 64MB RAM. The necessary circuits for communication with either the DAE3 electronic box as well as the 16-bit AD-converter system for optical detection and digital I/O interface are contained on the DASY4/DASY5 I/O-board, which is directly connected to the PC/104 bus of the CPU board.</p> <p>The measurement server performs all real-time data evaluation for field measurements and surface detection, controls robot movements and handles safety operation.</p>
	<p>The PC-operating system cannot interfere with these time critical processes. All connections are supervised by a watchdog, and disconnection of any of the cables to the measurement server will automatically disarm the robot and disable all program-controlled robot movements. Furthermore, the measurement server is equipped with two expansion slots which are reserved for future applications. Please note that the expansion slots do not have a standardized pinout and therefore only the expansion cards provided by SPEAG can be inserted. Expansion cards from any other supplier could seriously damage the measurement server. Calibration: No calibration required.</p>
Data Acquisition Electronics (DAE)	
	<p>The data acquisition electronics (DAE4) consists of a highly sensitive electrometer grade preamplifier with auto-zeroing, a channel and gain-switching multiplexer, a fast 16 bit AD converter and a command decoder and control logic unit. Transmission to the measurement server is accomplished through an optical downlink for data and status information as well as an optical uplink for commands and the clock. The mechanical probe mounting device includes two different sensor systems for frontal and sideways probe contacts. They are used for mechanical surface detection and probe collision detection. The input impedance of the DAE4 box is 200MOhm; the inputs are symmetrical and floating. Common mode rejection is above 80 dB.</p>



**EX3DV4 Isotropic E-Field Probe for Dosimetric Measurements**



**Construction:** Symmetrical design with triangular core  
Built-in shielding against static charges  
PEEK enclosure material (resistant to organic solvents, e.g., DGBE)

**Calibration:** Basic Broad Band Calibration in air: 10-3000 MHz.  
Conversion Factors (CF) for HSL 900 and HSL 1800  
CF-Calibration for other liquids and frequencies upon request.

**Frequency:** 10 MHz to > 6 GHz; Linearity:  $\pm 0.2$  dB (30 MHz to 3 GHz)

**Directivity:**  $\pm 0.3$  dB in HSL (rotation around probe axis)  
 $\pm 0.5$  dB in HSL (rotation normal to probe axis)

**Dynamic Range:** 10  $\mu$ W/g to > 100 mW/g; Linearity:  $\pm 0.2$  dB  
(noise: typically < 1  $\mu$ W/g)

**Dimensions:** Overall length: 330 mm (Tip: 20 mm)  
Tip diameter: 2.5 mm (Body: 12 mm)  
Distance from probe tip to dipole centers: 1 mm

**Application:** High precision dosimetric measurements in any exposure scenario (e.g., very strong gradient fields). Only probe which enables compliance testing for frequencies up to 6 GHz with precision of better 30%.

**SAM Phantom (V4.0)**



**Construction:** The shell corresponds to the specifications of the Specific Anthropomorphic Mannequin (SAM) phantom defined in IEEE 1528 2013, CENELEC 50361 and IEC 62209. It enables the dosimetric evaluation of left and right hand phone usage as well as body mounted usage at the flat phantom region. A cover prevents evaporation of the liquid. Reference markings on the phantom allow the complete setup of all predefined phantom positions and measurement grids by manually teaching three points with the robot.

**Shell Thickness:** 2  $\pm 0.2$  mm

**Filling Volume:** Approx. 25 liters

**Dimensions:** Height: 810mm; Length: 1000mm; Width: 500mm

**SAM Phantom (ELI4)**



**Construction:** Phantom for compliance testing of handheld and body-mounted wireless devices in the frequency range of 30 MHz to 6 GHz. ELI4 is fully compatible with the latest draft of the standard IEC 62209 Part II and all known tissue simulating liquids. ELI4 has been optimized regarding its performance and can be integrated into our standard phantom tables. A cover prevents evaporation of the liquid. Reference markings on the phantom allow installation of the complete setup, including all predefined phantom positions and measurement grids, by teaching three points. The phantom is supported by software version DASY4/DASY5 and higher and is compatible with all SPEAG dosimetric probes and dipoles

**Shell Thickness:** 2.0  $\pm 0.2$  mm (sagging: <1%)

**Filling Volume:** Approx. 25 liters

**Dimensions:** Major ellipse axis: 600 mm  
**Minor axis:** 400 mm 500mm

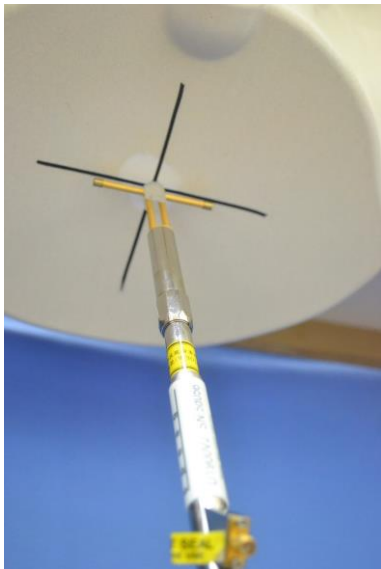


**Device Holder for SAM Twin Phantom**



**Construction:** In combination with the Twin SAM Phantom V4.0 or Twin SAM, the Mounting Device (made from POM) enables the rotation of the mounted transmitter in spherical coordinates, whereby the rotation point is the ear opening. The devices can be easily and accurately positioned according to IEC, IEEE, CENELEC, FCC or other specifications. The device holder can be locked at different phantom locations (left head, right head, and flat phantom).

**System Validation Kits for SAM Phantom (V4.0)**



**Construction:** Symmetrical dipole with 1/4 balun Enables measurement of feedpoint impedance with NWA Matched for use near flat phantoms filled with brain simulating solutions Includes distance holder and tripod adaptor.


**Frequency:** 2450, 5200, 5300, 5600, 5800 MHz

**Return loss:** > 20 dB at specified validation position

**Power capability:** > 100 W (f < 1GHz); > 40 W (f > 1GHz)

**Dimensions:** D2450V2: dipole length: 51.5 mm; overall height: 290 mm  
D5GHzV2: dipole length: 20.6 mm; overall height: 300 mm

**System Validation Kits for ELI4 phantom**



**Construction:** Symmetrical dipole with 1/4 balun Enables measurement of feedpoint impedance with NWA Matched for use near flat phantoms filled with brain simulating solutions Includes distance holder and tripod adaptor.

**Frequency:** 2450, 5200, 5300, 5600, 5800 MHz

**Return loss:** > 20 dB at specified validation position

**Power capability:** > 100 W (f < 1GHz); > 40 W (f > 1GHz)

**Dimensions:** D2450V2: dipole length: 51.5 mm; overall height: 290 mm  
D5GHzV2: dipole length: 20.6 mm; overall height: 300 mm



## 5 Evaluation Procedures

### Data Evaluation

The DASYS4/DASYS5 post processing software (SEMCAD) automatically executes the following procedures to calculate the field units from the microvolt readings at the probe connector. The parameters used in the evaluation are stored in the configuration modules of the software:

Probe parameters:	- Sensitivity	$Norm_i, a_{i0}, a_{i1}, a_{i2}$
	- Conversion factor	$ConvF_i$
	- Diode compression point	$dcp_i$
Device parameters:	- Frequency	$f$
	- Crest factor	$cf$
Media parameters:	- Conductivity	$\sigma$
	- Density	$\rho$

These parameters must be set correctly in the software. They can be found in the component documents or be imported into the software from the configuration files issued for the DASYS components. In the direct measuring mode of the multi-meter option, the parameters of the actual system setup are used. In the scan visualization and export modes, the parameters stored in the corresponding document files are used.

The first step of the evaluation is a linearization of the filtered input signal to account for the compression characteristics of the detector diode. The compensation depends on the input signal, the diode type and the DC-transmission factor from the diode to the evaluation electronics. If the exciting field is pulsed, the crest factor of the signal must be known to correctly compensate for peak power. The formula for each channel can be given as:

$$V_i = U_i + U_i^2 \cdot \frac{cf}{dcp_i}$$

with	$V_i$	= Compensated signal of channel i	(i = x, y, z)
	$U_i$	= Input signal of channel i	(i = x, y, z)
	$cf$	= Crest factor of exciting field	(DASY parameter)
	$dcp_i$	= Diode compression point	(DASY parameter)

From the compensated input signals the primary field data for each channel can be evaluated:

E-field probes: 
$$E_i = \sqrt{\frac{V_i}{Norm_i \cdot ConvF}}$$

H-field probes: 
$$H_i = \sqrt{V_i} \cdot \frac{a_{i10} + a_{i11}f + a_{i12}f^2}{f}$$

with	$V_i$	= Compensated signal of channel i	(i = x, y, z)
	$Norm_i$	= Sensor sensitivity of channel i	(i = x, y, z)

$\mu V/(V/m)^2$  for E0field Probes

$ConvF$	= Sensitivity enhancement in solution
$aij$	= Sensor sensitivity factors for H-field probes
$f$	= Carrier frequency (GHz)
$E_i$	= Electric field strength of channel i in V/m
$H_i$	= Magnetic field strength of channel i in A/m



The RSS value of the field components gives the total field strength (Hermitian magnitude):

$$E_{tot} = \sqrt{E_x^2 + E_y^2 + E_z^2}$$

The primary field data are used to calculate the derived field units.

$$SAR = E_{tot}^2 \cdot \frac{\sigma}{\rho \cdot 1000}$$

with

- $SAR$  = local specific absorption rate in W/kg
- $E_{tot}$  = total field strength in V/m
- $\sigma$  = conductivity in [mho/m] or [Siemens/m]
- $\rho$  = equivalent tissue density in g/cm<sup>3</sup>

Note that the density is normally set to 1 (or 1.06), to account for actual brain density rather than the density of the simulation liquid.

The power flow density is calculated assuming the excitation field as a free space field.

$$P_{pwe} = \frac{E_{tot}^2}{377} \quad \text{or} \quad P_{pwe} = H_{tot}^2 \cdot 37.7$$

with

- $P_{pwe}$  = Equivalent power density of a plane wave in mW/cm<sup>2</sup>
- $E_{tot}$  = total electric field strength in V/m
- $H_{tot}$  = total magnetic field strength in A/m



## 6 SAR Measurement Procedures

### 6.1 Normal SAR Test Procedure

- Power Reference Measurement

The reference and drift jobs are useful jobs for monitoring the power drift of the device under test in the batch process. Both jobs measure the field at a specified reference position, at a selectable distance from the phantom surface. The reference position can be either the selected section’s grid reference point or a user point in this section. The reference job projects the selected point onto the phantom surface, orients the probe perpendicularly to the surface, and approaches the surface using the selected detection method.

- Area Scan

The area scan is used as a fast scan in two dimensions to find the area of high field values, before doing a finer measurement around the hot spot. The sophisticated interpolation routines implemented in DASY4/DASY5 software can find the maximum locations even in relatively coarse grids. The scan area is defined by an editable grid. This grid is anchored at the grid reference point of the selected section in the phantom. When the area scan’s property sheet is brought-up, the grid resolution has to less than 15 mm by 15 mm at frequency ≤2GHz; the grid resolution has to less than 12mm by 12 mm at frequency between 2GHz to 4GHz; grid resolution has to less than 10 mm by 10 mm at frequency between 4GHz to 6GHz.

According to KDB 865664 D01 SAR measurement 100 MHz to 6 GHz v01

	≤ 3 GHz	> 3 GHz
Maximum distance from closest measurement point (geometric center of probe sensors) to phantom surface	5 ± 1 mm	½·δ·ln(2) ± 0.5 mm
Maximum probe abgle from probe axis to phantom surface normal at the measurement location	30° ± 1°	20° ± 1°
Maximum area scan spatial resolution: Δx <sub>Zoom</sub> , Δy <sub>Zoom</sub>	≤ 2 GHz: ≤ 15 mm 2 – 3 GHz: ≤ 12 mm	3 – 4 GHz: ≤ 12 mm 4 – 6 GHz: ≤ 10 mm
	When the x or y dimension of the test device, in the measurement plane orientation, is smaller than the above, the measurement resolution must be ≤ the corresponding x or y dimension of the test device with at least one measurement point on the test device.	





• **Zoom Scan**

Zoom scans are used to assess the peak spatial SAR values within a cubic averaging volume containing 1 g and 10 g of simulated tissue. The default zoom scan measures points in accordance with the frequency can be divided into three parts. (1)The zoom scan volume was set to 5x5x7 points at frequency  $\leq 2$ GHz. (2) The zoom scan volume was set to 7x7x7 points at frequency between 2GHz to 4GHz (3) The zoom scan volume was set to 7x7x12 points at frequency between 4GHz to 6GHz. The measures points within a cube whose base faces are centered around the maximum found in a preceding area scan job within the same procedure. If the preceding Area Scan job indicates more than one maximum, the number of Zoom Scans has to be enlarged accordingly.

According to KDB 865664 D01 SAR measurement 100 MHz to 6 GHz v01

			$\leq 3$ GHz	$> 3$ GHz
Maximum zoom scan spatial resolution: $\Delta x_{Zoom}, \Delta y_{Zoom}$			$\leq 2$ GHz: $\leq 8$ mm 2 – 3 GHz: $\leq 5$ mm	3 – 4 GHz: $\leq 5$ mm 4 – 6 GHz: $\leq 4$ mm
Maximum zoom scan spatial resolution, normal to phantom surface	Uniform grid: $\Delta z_{Zoom}(n)$		$\leq 5$ mm	3 – 4 GHz: $\leq 4$ mm 4 – 5 GHz: $\leq 3$ mm 5 – 6 GHz: $\leq 2$ mm
	graded grid	$\Delta z_{Zoom}(1)$ :between 1 <sup>st</sup> two points losest to phantom surface	$\leq 4$ mm	3 – 4 GHz: $\leq 3$ mm 4 – 5 GHz: $\leq 2.5$ mm 5 – 6 GHz: $\leq 2$ mm
		$\Delta z_{Zoom}(n>1)$ : between subsequent points	$\leq 1.5 \cdot \Delta z_{Zoom}(n-1)$	
Maximum zoom scan volume	x, y, z	$\geq 30$ mm	3 – 4 GHz: $\geq 28$ mm 4 – 5 GHz: $\geq 25$ mm 5 – 6 GHz: $\geq 22$ mm	

• **Power Drift Measurement**

The drift job measures the field at the same location as the most recent reference job within the same procedure, and with the same settings. The drift measurement gives the field difference in dB from the reading conducted within the last reference measurement. Several drift measurements are possible for one reference measurement. This allows a user to monitor the power drift of the device under test within a batch process. In the properties of the Drift job, the user can specify a limit for the drift and have DASY4/DASY5 software stop the measurements if this limit is exceeded.

• **Z-Scan**

The Z Scan job measures points along a vertical straight line. The line runs along the Z-axis of a one-dimensional grid. A user can anchor the grid to the current probe location. As with any other grids, the local Z-axis of the anchor location establishes the Z-axis of the grid.



## 7 Device Under Test

### 7.1 Wireless Technologies

Wireless technologies	Tx Frequency Bands	Operating mode	Duty Cycle used for testing
Wi-Fi	2.4GHz Band	802.11b 802.11g 802.11n(HT20) 802.11n(HT40)	100%
	5GHz Band	802.11a 802.11n(HT20) 802.11n(HT40) 802.11ac(VHT20) 802.11ac(VHT40) 802.11ac(VHT80)	100%
Bluetooth	2.4GHz	2.1 4.0 LE	77% (DH5) 77% (3DH5) 63% (LE)



**7.2 Maximum Tune-up Power**

**Output power table-SKU1**

Tolerance (dB): ± 1.5		RF Output Power (dBm)	
Mode	Band	Target	Max. tune-up power
802.11b	2.4GHz Band	22.0	23.5
802.11g		21.0	22.5
802.11n HT20		21.0	22.5
802.11n HT40		19.0	20.5
Tolerance (dB): ± 2		RF Output Power (dBm)	
802.11a	5.2GHz Band	16.0	18.0
	5.3GHz Band	17.5	19.5
	5.5GHz Band	17.5	19.5
	5.8GHz Band	17.5	19.5
802.11n HT20	5.2GHz Band	16.0	18.0
	5.3GHz Band	17.5	19.5
	5.5GHz Band	17.5	19.5
	5.8GHz Band	17.5	19.5
802.11n HT40	5.2GHz Band	16.0	18.0
	5.3GHz Band	17.0	19.0
	5.5GHz Band	17.0	19.0
	5.8GHz Band	17.0	19.0
802.11ac VHT20	5.2GHz Band	16.0	18.0
	5.3GHz Band	17.5	19.5
	5.5GHz Band	17.5	19.5
	5.8GHz Band	17.5	19.5
802.11ac VHT40	5.2GHz Band	16.0	18.0
	5.3GHz Band	17.0	19.0
	5.5GHz Band	17.0	19.0
	5.8GHz Band	17.0	19.0
802.11ac VHT80	5.2GHz Band	12.0	14.0
	5.3GHz Band	12.5	14.5
	5.5GHz Band	17.5	19.5
	5.8GHz Band	17.5	19.5
Tolerance (dB): ± 1.5		RF Output Power (dBm)	
DH5	Bluetooth	9.5	11.0
3DH5		6.0	7.5
BLE		0.0	1.5



**Output power table-SKU2**

Tolerance (dB): ± 1.5		RF Output Power (dBm)	
Mode	Band	Target	Max. tune-up power
802.11b	2.4GHz Band	19.0	20.5
802.11g		18.5	20.0
802.11n HT20		18.5	20.0
802.11n HT40		17.0	18.5
Tolerance (dB): ± 2		RF Output Power (dBm)	
802.11a	5.2GHz Band	15.0	17.0
	5.3GHz Band	15.0	17.0
	5.5GHz Band	15.0	17.0
	5.8GHz Band	15.0	17.0
802.11n HT20	5.2GHz Band	15.0	17.0
	5.3GHz Band	15.0	17.0
	5.5GHz Band	15.0	17.0
	5.8GHz Band	15.0	17.0
802.11n HT40	5.2GHz Band	14.0	16.0
	5.3GHz Band	14.0	16.0
	5.5GHz Band	14.0	16.0
	5.8GHz Band	14.0	16.0
802.11ac VHT20	5.2GHz Band	15.0	17.0
	5.3GHz Band	15.0	17.0
	5.5GHz Band	15.0	17.0
	5.8GHz Band	15.0	17.0
802.11ac VHT40	5.2GHz Band	14.0	16.0
	5.3GHz Band	14.0	16.0
	5.5GHz Band	14.0	16.0
	5.8GHz Band	14.0	16.0
802.11ac VHT80	5.2GHz Band	10.0	12.0
	5.3GHz Band	10.0	12.0
	5.5GHz Band	14.0	16.0
	5.8GHz Band	14.0	16.0
Tolerance (dB): ± 1.5		RF Output Power (dBm)	
DH5	Bluetooth	9.5	11.0
3DH5		6.0	7.5
BLE		0.0	1.5



### 7.3 Simultaneous Transmission

SKU1\_NFA344:

RF Exposure Condition	Transmit Configurations
Wi-Fi	2.4GHz(Chain 0 + Chain 1) 5GHz(Chain 0 + Chain 1) 5GHz(Chain 0 + Chain 1) + Bluetooth (Chain 0) Bluetooth (Chain 0)

Note(s):

1. For WLAN mode can be used as transmitting/receiving on the Chain 0 and Chain 1.
2. For BT mode only Chain 0 can be used as transmitting/receiving.

SKU2\_NFA345:

RF Exposure Condition	Transmit Configurations
Wi-Fi	2.4GHz(Chain 0) 5GHz(Chain 0) + Bluetooth (Chain 0) Bluetooth (Chain 0)

Note(s):

1. For WLAN mode only Chain 0 can be used as transmitting/receiving.
2. For BT mode only Chain 0 can be used as transmitting/receiving.



## 8 RF Output Power Measurement

### 8.1 Wi-Fi (2.4GHz Band)

Output power table-SKU1

Mode	Channel	Frequency (MHz)	Chain	Avg. Pwr (dBm)			
				Data Rate (Mbps)			
				1	2	5.5	11
802.11b 2TX	1	2412	0	20.3			
			1	20.0			
			0+1	23.2			
	6	2437	0	<b>20.5</b>	20.1	20.1	20.0
			1	<b>20.2</b>	20.4	20.4	20.3
			0+1	<b>23.4</b>	23.3	23.2	23.2
	11	2462	0	19.8			
			1	19.6			
			0+1	22.7			

Mode	Channel	Frequency (MHz)	Chain	Avg. Pwr (dBm)							
				Data Rate (Mbps)							
				6	9	12	18	24	36	48	54
802.11g 2TX	1	2412	0	14.8							
			1	14.7							
			0+1	17.8							
	6	2437	0	<b>18.3</b>	18.4	18.4	18.3	18.3	18.2	18.2	18.1
			1	<b>18.2</b>	18.3	18.3	18.2	18.2	18.1	18.1	18.0
			0+1	<b>21.3</b>	21.4	21.3	21.3	21.2	21.2	21.1	21.1
	11	2462	0	14.2							
			1	14.0							
			0+1	17.1							

Mode	Channel	Frequency (MHz)	Chain	Avg. Pwr (dBm)							
				Data Rate (Mbps)							
				6.5	13	19.5	26	39	52	58.5	65
802.11n HT20 2TX	1	2412	0	12.7							
			1	12.6							
			0+1	15.7							
	6	2437	0	<b>19.5</b>	19.4	19.4	19.3	19.3	19.2	19.2	19.1
			1	<b>19.1</b>	19.0	19.0	18.9	18.9	18.8	18.8	18.7
			0+1	<b>22.3</b>	22.2	22.2	22.1	22.1	22.0	22.0	21.9
	11	2462	0	12.8							
			1	12.7							
			0+1	15.8							



Mode	Channel	Frequency (MHz)	Chain	Avg. Pwr (dBm)									
				Data Rate (Mbps)									
				13.5	27	40.5	54	81	108	121.5	135		
802.11n HT40 2TX	3	2422	0	11.3									
			1	11.2									
			0+1	14.3									
	6	2437	0	<u>16.4</u>	16.3	16.3	16.2	16.2	16.1	16.1	16.0	16.0	15.9
			1	<u>16.3</u>	16.2	16.2	16.1	16.1	16.0	16.0	16.0	16.0	15.9
			0+1	<u>19.4</u>	19.3	19.2	19.2	19.1	19.1	19.0	19.0	19.0	19.0
	9	2452	0	10.4									
			1	10.2									
			0+1	13.3									

**Output power table-SKU2**

Mode	Channel	Frequency (MHz)	Chain	Avg. Pwr (dBm)			
				Data Rate (Mbps)			
				1	2	5.5	11
802.11b 1TX	1	2412	0	19.3			
	6	2437	0	<u>19.4</u>	19.3	19.3	19.2
	11	2462	0	19.2			

Mode	Channel	Frequency (MHz)	Chain	Avg. Pwr (dBm)									
				Data Rate (Mbps)									
				6	9	12	18	24	36	48	54		
802.11g 1TX	1	2412	0	18.7									
	6	2437	0	<u>18.4</u>	18.3	18.2	18.2	18.1	18.0	18.0	18.0	17.9	
	11	2462	0	18.2									

Mode	Channel	Frequency (MHz)	Chain	Avg. Pwr (dBm)									
				Data Rate (Mbps)									
				6.5	13	19.5	26	39	52	58.5	65		
802.11n HT20 1TX	1	2412	0	18.2									
	6	2437	0	<u>18.3</u>	18.2	18.1	18.1	18.0	17.9	17.9	17.9	17.8	
	11	2462	0	18.0									

Mode	Channel	Frequency (MHz)	Chain	Avg. Pwr (dBm)									
				Data Rate (Mbps)									
				13.5	27	40.5	54	81	108	121.5	135		
802.11n HT40 1TX	3	2422	0	15.2									
	6	2437	0	<u>18.3</u>	18.2	18.1	18.1	18.0	17.9	17.9	17.9	17.8	
	9	2452	0	15.5									



## 8.2 Wi-Fi (5GHz Band)

### Output power table-SKU1

Mode	Channel	Frequency (MHz)	Chain	Avg. Pwr (dBm)									
				Data Rate (Mbps)									
				6	9	12	18	24	36	48	54		
802.11a 2TX	36	5180	0	11.6									
			1	10.7									
			0+1	14.2									
	40	5200	0	<b>15.0</b>	14.9	14.8	14.8	14.7	14.7	14.6	14.5		
			1	<b>14.5</b>	14.4	14.3	14.3	14.2	14.2	14.1	14.0		
			0+1	<b>17.8</b>	17.7	17.6	17.5	17.5	17.4	17.4	17.3		
	44	5220	0	15.0									
			1	14.3									
			0+1	17.7									
	48	5240	0	15.0									
			1	14.3									
			0+1	17.7									
	52	5260	0	<b>16.5</b>	16.4	16.3	16.3	16.2	16.2	16.1	16.0		
			1	<b>16.1</b>	16.0	15.9	15.9	15.8	15.8	15.7	15.6		
			0+1	<b>19.3</b>	19.2	19.2	19.1	19.0	19.0	18.9	18.9		
	56	5280	0	11.7									
			1	11.3									
			0+1	14.5									
	60	5300	0	11.8									
			1	11.5									
			0+1	14.7									
	64	5320	0	9.9									
			1	9.6									
			0+1	12.8									





Mode	Channel	Frequency (MHz)	Chain	Avg. Pwr (dBm)								
				Data Rate (Mbps)								
				6	9	12	18	24	36	48	54	
802.11a 2TX	100	5500	0	9.1								
			1	8.5								
			0+1	11.8								
	104	5520	0	16.3								
			1	15.8								
			0+1	19.1								
	108	5540	0	16.5								
			1	15.9								
			0+1	19.2								
	112	5560	0	16.4								
			1	15.7								
			0+1	19.1								
	116	5580	0	<b>16.5</b>	16.4	16.3	16.3	16.2	16.2	16.1	16.0	
			1	<b>16.0</b>	15.9	15.8	15.8	15.7	15.7	15.6	15.5	
			0+1	<b>19.3</b>	19.2	19.1	19.0	19.0	18.9	18.9	18.8	
	120	5600	0	16.4								
			1	15.8								
			0+1	19.1								
	124	5620	0	16.4								
			1	15.7								
			0+1	19.1								
	128	5640	0	16.3								
			1	15.8								
			0+1	19.1								
132	5660	0	16.3									
		1	15.7									
		0+1	19.0									
136	5680	0	16.4									
		1	15.9									
		0+1	19.2									
140	5700	0	7.8									
		1	7.2									
		0+1	10.5									



Mode	Channel	Frequency (MHz)	Chain	Avg. Pwr (dBm)								
				Data Rate (Mbps)								
				6	9	12	18	24	36	48	54	
802.11a 2TX	149	5745	0	<u>16.5</u>	16.4	16.4	16.3	16.3	16.2	16.2	16.1	
			1	<u>16.0</u>	15.9	15.9	15.8	15.8	15.7	15.7	15.6	
			0+1	<u>19.3</u>	19.2	19.1	19.1	19.0	19.0	18.9	18.9	
	153	5765	0	16.3								
			1	15.8								
			0+1	19.1								
	157	5785	0	16.5								
			1	15.9								
			0+1	19.2								
	161	5805	0	16.2								
			1	15.5								
			0+1	18.9								
	165	5825	0	16.2								
			1	15.1								
			0+1	18.7								



Mode	Channel	Frequency (MHz)	Chain	Avg. Pwr (dBm)								
				Data Rate (Mbps)								
				6.5	13	19.5	26	39	52	58.5	65	
802.11n HT20 2TX	36	5180	0	11.2								
			1	10.1								
			0+1	13.7								
	40	5200	0	<b>14.9</b>	14.8	14.8	14.7	14.7	14.6	14.6	14.5	
			1	<b>14.5</b>	14.4	14.4	14.3	14.3	14.2	14.2	14.1	
			0+1	<b>17.7</b>	17.6	17.6	17.5	17.5	17.4	17.4	17.3	
	44	5220	0	14.6								
			1	14.0								
			0+1	17.3								
	48	5240	0	14.7								
			1	14.2								
			0+1	17.5								
	52	5260	0	<b>16.5</b>	14.8	14.8	14.7	14.7	14.6	14.6	14.5	
			1	<b>16.1</b>	14.4	14.4	14.3	14.3	14.2	14.2	14.1	
			0+1	<b>19.3</b>	17.6	17.6	17.5	17.5	17.4	17.4	17.3	
	56	5280	0	12.2								
			1	11.8								
			0+1	15.0								
	60	5300	0	12.3								
			1	11.9								
			0+1	15.1								
	64	5320	0	8.0								
			1	7.5								
			0+1	10.8								



Mode	Channel	Frequency (MHz)	Chain	Avg. Pwr (dBm)								
				Data Rate (Mbps)								
				6.5	13	19.5	26	39	52	58.5	65	
802.11n HT20 2TX	100	5500	0	9.1								
			1	8.5								
			0+1	11.8								
	104	5520	0	<b>16.5</b>	16.4	16.4	16.3	16.3	16.2	16.2	16.1	
			1	<b>16.1</b>	16.1	16.1	16.0	16.0	15.9	15.9	15.8	
			0+1	<b>19.3</b>	19.3	19.2	19.2	19.1	19.1	19.0	19.0	
	108	5540	0	16.4								
			1	15.9								
			0+1	19.2								
	112	5560	0	16.3								
			1	15.8								
			0+1	19.1								
	116	5580	0	16.2								
			1	15.7								
			0+1	19.0								
	120	5600	0	16.2								
			1	15.8								
			0+1	19.0								
	124	5620	0	16.3								
			1	15.4								
			0+1	18.9								
	128	5640	0	16.2								
			1	15.3								
			0+1	18.8								
	132	5660	0	16.2								
			1	15.7								
			0+1	19.0								
	136	5680	0	16.2								
			1	15.7								
			0+1	19.0								
140	5700	0	16.3									
		1	15.6									
		0+1	19.0									



Mode	Channel	Frequency (MHz)	Chain	Avg. Pwr (dBm)								
				Data Rate (Mbps)								
				6.5	13	19.5	26	39	52	58.5	65	
802.11n HT20 2TX	149	5745	0	<b><u>16.3</u></b>	16.2	16.2	16.1	16.1	16.0	16.0	15.9	
			1	<b><u>16.1</u></b>	16.0	16.0	15.9	15.9	15.8	15.8	15.7	
			0+1	<b><u>19.2</u></b>	19.1	19.1	19.0	19.0	18.9	18.9	18.8	
	153	5765	0	16.0								
			1	15.7								
			0+1	18.9								
	157	5785	0	15.6								
			1	15.2								
			0+1	18.4								
	161	5805	0	15.6								
			1	15.0								
			0+1	18.3								
	165	5825	0	15.7								
			1	15.2								
			0+1	18.5								



Mode	Channel	Frequency (MHz)	Chain	Avg. Pwr (dBm)									
				Data Rate (Mbps)									
				13.5	27	40.5	54	81	108	121.5	135		
802.11n HT40 2TX	38	5190	0	10.5									
			1	10.3									
			0+1	13.4									
	46	5230	0	<b>14.2</b>	14.1	14.0	14.0	13.9	13.8	13.8	13.8	13.7	
			1	<b>14.0</b>	13.9	13.8	13.8	13.7	13.6	13.6	13.6	13.5	
			0+1	<b>17.1</b>	17.0	16.9	16.9	16.8	16.7	16.7	16.7	16.6	
	54	5270	0	<b>15.8</b>	15.7	15.7	15.6	15.6	15.5	15.5	15.5	15.4	
			1	<b>15.2</b>	15.1	15.1	15.0	15.0	14.9	14.9	14.9	14.8	
			0+1	<b>18.5</b>	18.4	18.4	18.3	18.3	18.2	18.2	18.2	18.1	
	62	5310	0	12.0									
			1	11.8									
			0+1	14.9									
	102	5510	0	8.1									
			1	7.5									
			0+1	10.8									
	110	5550	0	<b>15.7</b>	6.7	6.7	6.6	6.6	6.6	6.6	6.6	6.5	
			1	<b>15.3</b>	6.8	6.8	6.7	6.7	6.7	6.7	6.6	6.6	
			0+1	<b>18.5</b>	9.8	9.8	9.7	9.7	9.7	9.7	9.6	9.6	
	118	5590	0	15.6									
			1	15.2									
			0+1	18.4									
	126	5630	0	15.7									
			1	15.1									
			0+1	18.4									
	134	5670	0	14.3									
			1	13.9									
			0+1	17.1									
	142	5710	0	15.4									
1			15.0										
0+1			18.2										
151	5755	0	<b>14.8</b>	14.7	14.7	14.6	14.6	14.5	14.5	14.5	14.4		
		1	<b>14.2</b>	14.1	14.1	14.0	14.0	13.9	13.9	13.9	13.8		
		0+1	<b>17.5</b>	17.4	17.4	17.3	17.3	17.2	17.2	17.2	17.1		
159	5795	0	11.2										
		1	10.8										
		0+1	14.0										



Mode	Channel	Frequency (MHz)	Chain	Avg. Pwr (dBm)								
				Data Rate (Mbps)								
				6.5	13	19.5	26	39	52	58.5	65	
802.11ac VHT20 2TX	36	5180	0	11.5								
			1	11.6								
			0+1	14.6								
	40	5200	0	<b>15.0</b>	14.9	14.9	14.8	14.8	14.7	14.7	14.6	
			1	<b>14.4</b>	14.3	14.3	14.2	14.2	14.1	14.1	14.0	
			0+1	<b>17.7</b>	17.6	17.6	17.5	17.5	17.4	17.4	17.3	
	44	5220	0	14.7								
			1	14.1								
			0+1	17.4								
	48	5240	0	14.8								
			1	14.2								
			0+1	17.5								
	52	5260	0	<b>16.5</b>	16.4	16.4	16.3	16.3	16.2	16.2	16.1	
			1	<b>16.0</b>	15.9	15.9	15.8	15.8	15.7	15.7	15.6	
			0+1	<b>19.3</b>	19.2	19.1	19.1	19.0	19.0	18.9	18.9	
	56	5280	0	11.7								
			1	11.3								
			0+1	14.5								
	60	5300	0	12.3								
			1	11.9								
			0+1	15.1								
	64	5320	0	6.7								
			1	6.8								
			0+1	9.8								



Mode	Channel	Frequency (MHz)	Chain	Avg. Pwr (dBm)										
				Data Rate (Mbps)										
				6.5	13	19.5	26	39	52	58.5	65			
802.11ac VHT20 2TX	100	5500	0	9.0										
			1	8.4										
			0+1	11.7										
	104	5520	0	16.4										
			1	15.9										
			0+1	19.2										
	108	5540	0	16.3										
			1	15.8										
			0+1	19.1										
	112	5560	0	<b>16.5</b>	16.4	16.3	16.3	16.2	16.1	16.1	16.1	16.0		
			1	<b>16.0</b>	15.9	15.8	15.8	15.7	15.6	15.6	15.6	15.5		
			0+1	<b>19.3</b>	19.2	19.1	19.0	19.0	18.9	18.8	18.7			
	116	5580	0	16.2										
			1	15.7										
			0+1	19.0										
	120	5600	0	16.3										
			1	15.6										
			0+1	19.0										
	124	5620	0	16.3										
			1	15.7										
			0+1	19.0										
	128	5640	0	16.2										
			1	15.6										
			0+1	18.9										
132	5660	0	16.2											
		1	15.5											
		0+1	18.9											
136	5680	0	16.3											
		1	15.8											
		0+1	19.1											
140	5700	0	16.2											
		1	15.7											
		0+1	19.0											





Mode	Channel	Frequency (MHz)	Chain	Avg. Pwr (dBm)								
				Data Rate (Mbps)								
				6.5	13	19.5	26	39	52	58.5	65	
802.11ac VHT20 2TX	149	5745	0	<u>16.5</u>	16.4	16.4	16.3	16.3	16.2	16.2	16.1	
			1	<u>16.1</u>	16.0	16.0	15.9	15.9	15.8	15.8	15.7	
			0+1	<u>19.3</u>	19.2	19.2	19.1	19.1	19.0	19.0	18.9	
	153	5765	0	16.3								
			1	15.8								
			0+1	19.1								
	157	5785	0	16.5								
			1	15.9								
			0+1	19.2								
	161	5805	0	16.2								
			1	15.5								
			0+1	18.9								
	165	5825	0	16.2								
			1	15.1								
			0+1	18.7								



Mode	Channel	Frequency (MHz)	Chain	Avg. Pwr (dBm)									
				Data Rate (Mbps)									
				13.5	27	40.5	54	81	108	121.5	135		
802.11ac VHT40 2TX	38	5190	0	10.5									
			1	10.3									
			0+1	13.4									
	46	5230	0	<b>14.3</b>	14.2	14.2	14.1	14.1	14.0	14.0	13.9		
			1	<b>14.0</b>	13.9	13.9	13.8	13.8	13.7	13.7	13.6		
			0+1	<b>17.2</b>	17.1	17.0	17.0	16.9	16.9	16.8	16.8		
	54	5270	0	<b>15.8</b>	15.7	15.7	15.6	15.6	15.5	15.5	15.4		
			1	<b>15.2</b>	15.1	15.1	15.0	15.0	14.9	14.9	14.8		
			0+1	<b>18.5</b>	18.4	18.4	18.3	18.3	18.2	18.2	18.1		
	62	5310	0	12.0									
			1	11.6									
			0+1	14.8									
	102	5510	0	8.8									
			1	8.2									
			0+1	11.5									
	110	5550	0	<b>16.0</b>	15.9	15.9	15.8	15.8	15.7	15.7	15.6		
			1	<b>15.7</b>	15.6	15.6	15.5	15.5	15.4	15.4	15.3		
			0+1	<b>18.9</b>	18.8	18.7	18.7	18.6	18.6	18.5	18.5		
	118	5590	0	15.8									
			1	15.4									
			0+1	18.6									
	126	5630	0	15.6									
			1	15.2									
			0+1	18.4									
134	5670	0	14.8										
		1	14.3										
		0+1	17.6										
142	5710	0	15.8										
		1	15.5										
		0+1	18.7										
151	5755	0	16.0										
		1	15.6										
		0+1	18.8										
159	5795	0	<b>15.9</b>	15.8	15.8	15.7	15.7	15.6	15.6	15.5			
		1	<b>15.5</b>	15.4	15.4	15.3	15.3	15.2	15.2	15.1			
		0+1	<b>18.7</b>	18.6	18.6	18.5	18.5	18.4	18.4	18.3			



Mode	Channel	Frequency (MHz)	Chain	Avg. Pwr (dBm)									
				Data Rate (Mbps)									
				29.3	58.5	87.8	117	175.5	234	263.3	292.5	351	390
802.11ac VHT80 2TX	42	5210	0	<b>9.8</b>	9.7	9.7	9.6	9.6	9.5	9.5	9.4	9.4	9.3
			1	<b>9.2</b>	9.1	9.1	9.0	9.0	8.9	8.9	8.8	8.7	8.7
			0+1	<b>12.5</b>	12.4	12.4	12.3	12.3	12.2	12.2	12.1	12.1	12.0
	58	5290	0	<b>10.6</b>	10.5	10.5	10.4	10.4	10.3	10.3	10.2	10.2	10.1
			1	<b>10.2</b>	10.1	10.1	10.0	10.0	9.9	9.9	9.8	9.7	9.7
			0+1	<b>13.4</b>	13.3	13.3	13.2	13.2	13.1	13.1	13.0	13.0	12.9
	106	5530	0	10.8									
			1	10.4									
			0+1	13.6									
	122	5610	0	<b>16.5</b>	16.4	16.4	16.3	16.3	16.2	16.2	16.1	16.1	16.0
			1	<b>16.4</b>	16.3	16.3	16.2	16.2	16.1	16.1	16.0	16.0	15.9
			0+1	<b>19.5</b>	19.4	19.3	19.3	19.2	19.2	19.1	19.1	19.0	19.0
	138	5690	0	16.5									
			1	16.1									
			0+1	19.3									
	155	5775	0	<b>16.5</b>	16.4	16.4	16.3	16.3	16.2	16.2	16.1	16.1	16.0
			1	<b>16.1</b>	16.0	16.0	15.9	15.9	15.8	15.8	15.7	15.7	15.6
			0+1	<b>19.3</b>	19.2	19.2	19.1	19.1	19.0	19.0	18.9	18.9	18.8



**Output power table-SKU2**

Mode	Channel	Frequency (MHz)	Chain	Avg. Pwr (dBm)									
				Data Rate (Mbps)									
				6	9	12	18	24	36	48	54		
802.11a 1TX	36	5180	0	15.2									
	40	5200	0	16.8									
	44	5220	0	16.7									
	48	5240	0	<u>16.9</u>	16.8	16.8	16.7	16.7	16.6	16.6	16.5		
	52	5260	0	<u>17.0</u>	16.9	16.9	16.8	16.8	16.7	16.7	16.6		
	56	5280	0	16.8									
	60	5300	0	16.9									
	64	5320	0	15.2									
	100	5500	0	14.5									
	104	5520	0	16.5									
	108	5540	0	16.8									
	112	5560	0	16.5									
	116	5580	0	<u>16.9</u>	16.8	16.8	16.7	16.7	16.6	16.6	16.5		
	120	5600	0	16.7									
	124	5620	0	16.7									
	128	5640	0	16.7									
	132	5660	0	16.6									
	136	5680	0	16.6									
	140	5700	0	12.5									
	149	5745	0	16.3									
153	5765	0	<u>17.0</u>	16.9	16.9	16.8	16.8	16.7	16.7	16.6			
157	5785	0	16.8										
161	5805	0	16.9										
165	5825	0	16.5										



Mode	Channel	Frequency (MHz)	Chain	Avg. Pwr (dBm)									
				Data Rate (Mbps)									
				6.5	13	19.5	26	39	52	58.5	65		
802.11n HT20 1TX	36	5180	0	15.2									
	40	5200	0	16.9									
	44	5220	0	16.8									
	48	5240	0	<u>17.0</u>	16.9	16.8	16.8	16.7	16.6	16.6	16.6	16.5	
	52	5260	0	<u>17.0</u>	16.9	16.9	16.8	16.8	16.7	16.7	16.7	16.6	
	56	5280	0	16.8									
	60	5300	0	17.0									
	64	5320	0	15.2									
	100	5500	0	14.5									
	104	5520	0	16.9									
	108	5540	0	<u>17.0</u>	16.9	16.9	16.8	16.8	16.7	16.7	16.7	16.6	
	112	5560	0	16.7									
	116	5580	0	16.7									
	120	5600	0	16.6									
	124	5620	0	16.7									
	128	5640	0	16.8									
	132	5660	0	16.9									
	136	5680	0	16.8									
	140	5700	0	12.5									
	149	5745	0	16.6									
153	5765	0	<u>17.0</u>	16.9	16.9	16.8	16.8	16.7	16.7	16.7	16.6		
157	5785	0	16.9										
161	5805	0	16.8										
165	5825	0	16.6										
Mode	Channel	Frequency (MHz)	Chain	Avg. Pwr (dBm)									
				Data Rate (Mbps)									
				13.5	27	40.5	54	81	108	121.5	135		
802.11n HT40 1TX	38	5190	0	10.8									
	46	5230	0	<u>14.1</u>	14.0	14.0	13.9	13.9	13.8	13.8	13.8	13.7	
	54	5270	0	<u>15.9</u>	15.8	15.8	15.7	15.7	15.6	15.6	15.6	15.5	
	62	5310	0	14.4									
	102	5510	0	10.8									
	110	5550	0	<u>15.7</u>	15.6	15.6	15.5	15.5	15.4	15.4	15.4	15.3	
	118	5590	0	15.6									
	126	5630	0	15.7									
	134	5670	0	14.5									
	142	5710	0	15.6									
	151	5755	0	<u>15.3</u>	15.2	15.2	15.1	15.1	15.0	15.0	15.0	14.9	
	159	5795	0	15.4									



Mode	Channel	Frequency (MHz)	Chain	Avg. Pwr (dBm)								
				Data Rate (Mbps)								
				6.5	13	19.5	26	39	52	58.5	65	
802.11ac VHT20 1TX	36	5180	0	15.3								
	40	5200	0	16.9								
	44	5220	0	16.7								
	48	5240	0	<u>17.0</u>	16.9	16.9	16.8	16.8	16.7	16.7	16.6	
	52	5260	0	<u>17.0</u>	16.9	16.9	16.8	16.75	16.7	16.65	16.6	
	56	5280	0	16.8								
	60	5300	0	16.9								
	64	5320	0	15.6								
	100	5500	0	14.5								
	104	5520	0	16.9								
	108	5540	0	<u>17.0</u>	16.9	16.9	16.8	16.75	16.7	16.65	16.6	
	112	5560	0	16.7								
	116	5580	0	16.7								
	120	5600	0	16.8								
	124	5620	0	16.7								
	128	5640	0	16.7								
	132	5660	0	16.7								
	136	5680	0	16.8								
	140	5700	0	12.5								
	149	5745	0	16.6								
153	5765	0	<u>16.8</u>	16.7	16.7	16.6	16.6	16.5	16.5	16.4		
157	5785	0	16.7									
161	5805	0	16.7									
165	5825	0	16.6									
Mode	Channel	Frequency (MHz)	Chain	Avg. Pwr (dBm)								
				Data Rate (Mbps)								
				13.5	27	40.5	54	81	108	121.5	135	
802.11ac VHT40 1TX	38	5190	0	11.6								
	46	5230	0	<u>14.2</u>	14.1	14.1	14.0	14.0	13.9	13.9	13.8	
	54	5270	0	<u>15.9</u>	15.8	15.8	15.7	15.7	15.6	15.6	15.5	
	62	5310	0	14.5								
	102	5510	0	10.8								
	110	5550	0	15.6								
	118	5590	0	<u>15.9</u>	15.8	15.8	15.7	15.7	15.6	15.6	15.5	
	126	5630	0	15.7								
	134	5670	0	14.5								
	142	5710	0	15.6								
	151	5755	0	15.3								
	159	5795	0	<u>15.4</u>	15.3	15.3	15.2	15.2	15.1	15.1	15.0	



Mode	Channel	Frequency (MHz)	Chain	Avg. Pwr (dBm)									
				Data Rate (Mbps)									
				29.3	58.5	87.8	117	175.5	234	263.3	292.5	351	390
802.11ac VHT80 1TX	42	5210	0	<u>10.7</u>	10.6	10.6	10.5	10.5	10.4	10.4	10.3	10.3	10.2
	58	5290	0	<u>11.9</u>	11.8	11.7	11.7	11.6	11.6	11.5	11.4	11.4	11.3
	106	5530	0	10.8									
	122	5610	0	<u>15.0</u>	14.9	14.8	14.8	14.7	14.7	14.6	14.5	14.5	14.4
	138	5690	0	14.8									
	155	5775	0	<u>14.6</u>	14.5	14.4	14.4	14.3	14.3	14.2	14.1	14.1	14.0



### 8.3 Bluetooth

**Output power table-SKU1**

Band (GHz)	Mode	Ch #	Freq. (MHz)	Measured Avg. Pwr (dBm)
Bluetooth	DH5	0	2402	10.1
		39	2441	9.8
		78	2480	10.0
	3DH5	0	2402	6.5
		39	2441	6.8
		78	2480	6.7
	BLE	0	2402	0.1
		19	2440	0.6
		39	2480	0.8

**Output power table-SKU2**

Band (GHz)	Mode	Ch #	Freq. (MHz)	Measured Avg. Pwr (dBm)
Bluetooth	DH5	0	2402	10.1
		39	2441	9.8
		78	2480	10.0
	3DH5	0	2402	6.5
		39	2441	6.8
		78	2480	6.7
	BLE	0	2402	0.1
		19	2440	0.6
		39	2480	0.8





## 9 Summary of SAR Test Exclusion Configurations

### 9.1 Standalone SAR Test Exclusion Calculations

Since the Dedicated Host Approach is applied, the standalone SAR test exclusion procedure in KDB 447498 section 4.3.1 is applied in conjunction with KDB 616217 section 4.3 to determine the minimum test separation distance:

1. According to KDB 447498 Section 4.1.5) if the antenna is at close proximity to user then the outer surface of the DUT should be treated as the radiating surface. The test separation distance is then determined by the smallest distance between the outer surface of the device and the user. For the purposes of this report close proximity has been defined as closer than 50 mm. For antennas <50 mm from the rear or edge the separation distance used for the estimated SAR calculations.
2. When the minimum test separation distance is < 5mm, a distance of 5mm is applied to determine SAR test exclusion.
3. When the separation distance from the antenna to an adjacent edge is > 5 mm, the actual antenna-to-edge separation distance is applied to determine SAR test exclusion.
4. If the antenna to DUT adjacent edge or bottom separation distance >50mm the actual antenna to user separation distance is used to determine SAR exclusion and estimated SAR value.

Refer to Appendix for the specific details on the antenna-to-antenna and antenna-to-edge distances used for test exclusion calculations.



**9.1.1 SAR Exclusion Calculations for Wi-Fi Antenna < 50mm from the User**

According to KDB 447498 v05 r02 in section 4.3.1, if the calculated **threshold value is > 3** then SAR testing is required.  
Tablet Mode\_SKU1

Antenna	Band	Mode	Frequency (MHz)	Output Power		Separation Distances(mm)					Calculated Threshold Value				
				dBm	mW	Rear	Edge1	Edge2	Edge3	Edge4	Rear	Edge1	Edge2	Edge3	Edge4
Wi-Fi Main	2.4GHz	802.11b	2437	23.5	224	18.8	4.0	256.0	240.0	90.0	18.6	87.4	>200mm	>200mm	>50mm
	2.4GHz	802.11g	2437	22.5	178	18.8	4.0	256.0	240.0	90.0	14.8	69.5	>200mm	>200mm	>50mm
	2.4GHz	802.11n HT20	2437	22.5	178	18.8	4.0	256.0	240.0	90.0	14.8	69.5	>200mm	>200mm	>50mm
	2.4GHz	802.11n HT40	2437	20.5	112	18.8	4.0	256.0	240.0	90.0	9.3	43.7	>200mm	>200mm	>50mm
	5.2GHz	802.11a	5200	18.0	63	18.8	4.0	256.0	240.0	90.0	7.6	35.9	>200mm	>200mm	>50mm
	5.3GHz		5260	19.5	89	18.8	4.0	256.0	240.0	90.0	10.9	51.0	>200mm	>200mm	>50mm
	5.5GHz		5600	19.5	89	18.8	4.0	256.0	240.0	90.0	11.2	52.7	>200mm	>200mm	>50mm
	5.8GHz		5785	19.5	89	18.8	4.0	256.0	240.0	90.0	11.4	53.5	>200mm	>200mm	>50mm
	5.2GHz	802.11n HT20	5200	18.0	63	18.8	4.0	256.0	240.0	90.0	7.6	35.9	>200mm	>200mm	>50mm
	5.3GHz		5260	19.5	89	18.8	4.0	256.0	240.0	90.0	10.9	51.0	>200mm	>200mm	>50mm
	5.5GHz		5600	19.5	89	18.8	4.0	256.0	240.0	90.0	11.2	52.7	>200mm	>200mm	>50mm
	5.8GHz		5745	19.5	89	18.8	4.0	256.0	240.0	90.0	11.3	53.3	>200mm	>200mm	>50mm
	5.2GHz	802.11n HT40	5230	18.0	63	18.8	4.0	256.0	240.0	90.0	7.7	36.0	>200mm	>200mm	>50mm
	5.3GHz		5270	19.0	79	18.8	4.0	256.0	240.0	90.0	9.6	45.3	>200mm	>200mm	>50mm
	5.5GHz		5550	19.0	79	18.8	4.0	256.0	240.0	90.0	9.9	46.5	>200mm	>200mm	>50mm
	5.8GHz		5795	19.0	79	18.8	4.0	256.0	240.0	90.0	10.1	47.5	>200mm	>200mm	>50mm
	5.2GHz	802.11 ac VHT20	5200	18.0	63	18.8	4.0	256.0	240.0	90.0	7.6	35.9	>200mm	>200mm	>50mm
	5.3GHz		5260	19.5	89	18.8	4.0	256.0	240.0	90.0	10.9	51.0	>200mm	>200mm	>50mm
	5.5GHz		5520	19.5	89	18.8	4.0	256.0	240.0	90.0	11.1	52.3	>200mm	>200mm	>50mm
	5.8GHz		5745	19.5	89	18.8	4.0	256.0	240.0	90.0	11.3	53.3	>200mm	>200mm	>50mm
	5.2GHz	802.11 ac VHT40	5230	18.0	63	18.8	4.0	256.0	240.0	90.0	7.7	36.0	>200mm	>200mm	>50mm
	5.3GHz		5270	19.0	79	18.8	4.0	256.0	240.0	90.0	9.6	45.3	>200mm	>200mm	>50mm
	5.5GHz		5550	19.0	79	18.8	4.0	256.0	240.0	90.0	9.9	46.5	>200mm	>200mm	>50mm
	5.8GHz		5710	19.0	79	18.8	4.0	256.0	240.0	90.0	10.0	47.2	>200mm	>200mm	>50mm
	5.2GHz	802.11 ac VHT80	5210	14.0	25	18.8	4.0	256.0	240.0	90.0	3.0	14.3	>200mm	>200mm	>50mm
	5.3GHz		5290	14.5	28	18.8	4.0	256.0	240.0	90.0	3.4	16.1	>200mm	>200mm	>50mm
	5.5GHz		5610	19.5	89	18.8	4.0	256.0	240.0	90.0	11.2	52.7	>200mm	>200mm	>50mm
	5.8GHz		5775	19.5	89	18.8	4.0	256.0	240.0	90.0	11.4	53.5	>200mm	>200mm	>50mm
Bluetooth	DH5	2402	11.0	13	18.8	4.0	256.0	240.0	90.0	1.1	5.0	>200mm	>200mm	>50mm	



Antenna	Band	Mode	Frequency (MHz)	Output Power		Separation Distances(mm)					Calculated Threshold Value				
				dBm	mW	Rear	Edge1	Edge2	Edge3	Edge4	Rear	Edge1	Edge2	Edge3	Edge4
Wi-Fi Aux	2.4GHz	802.11b	2437	23.5	224	18.8	4.0	80.0	240.0	266.0	18.6	87.4	>50mm	>200mm	>200mm
	2.4GHz	802.11g	2437	22.5	178	18.8	4.0	80.0	240.0	266.0	14.8	69.5	>50mm	>200mm	>200mm
	2.4GHz	802.11n HT20	2437	22.5	178	18.8	4.0	80.0	240.0	266.0	14.8	69.5	>50mm	>200mm	>200mm
	2.4GHz	802.11n HT40	2437	20.5	112	18.8	4.0	80.0	240.0	266.0	9.3	43.7	>50mm	>200mm	>200mm
	5.2GHz	802.11a	5200	18.0	63	18.8	4.0	80.0	240.0	266.0	7.6	35.9	>50mm	>200mm	>200mm
	5.3GHz		5260	19.5	89	18.8	4.0	80.0	240.0	266.0	10.9	51.0	>50mm	>200mm	>200mm
	5.5GHz		5600	19.5	89	18.8	4.0	80.0	240.0	266.0	11.2	52.7	>50mm	>200mm	>200mm
	5.8GHz		5785	19.5	89	18.8	4.0	80.0	240.0	266.0	11.4	53.5	>50mm	>200mm	>200mm
	5.2GHz	802.11n HT20	5200	18.0	63	18.8	4.0	80.0	240.0	266.0	7.6	35.9	>50mm	>200mm	>200mm
	5.3GHz		5260	19.5	89	18.8	4.0	80.0	240.0	266.0	10.9	51.0	>50mm	>200mm	>200mm
	5.5GHz		5600	19.5	89	18.8	4.0	80.0	240.0	266.0	11.2	52.7	>50mm	>200mm	>200mm
	5.8GHz		5745	19.5	89	18.8	4.0	80.0	240.0	266.0	11.3	53.3	>50mm	>200mm	>200mm
	5.2GHz	802.11n HT40	5230	18.0	63	18.8	4.0	80.0	240.0	266.0	7.7	36.0	>50mm	>200mm	>200mm
	5.3GHz		5270	19.0	79	18.8	4.0	80.0	240.0	266.0	9.6	45.3	>50mm	>200mm	>200mm
	5.5GHz		5550	19.0	79	18.8	4.0	80.0	240.0	266.0	9.9	46.5	>50mm	>200mm	>200mm
	5.8GHz		5795	19.0	79	18.8	4.0	80.0	240.0	266.0	10.1	47.5	>50mm	>200mm	>200mm
	5.2GHz	802.11 ac VHT20	5200	18.0	63	18.8	4.0	80.0	240.0	266.0	7.6	35.9	>50mm	>200mm	>200mm
	5.3GHz		5260	19.5	89	18.8	4.0	80.0	240.0	266.0	10.9	51.0	>50mm	>200mm	>200mm
	5.5GHz		5520	19.5	89	18.8	4.0	80.0	240.0	266.0	11.1	52.3	>50mm	>200mm	>200mm
	5.8GHz		5745	19.5	89	18.8	4.0	80.0	240.0	266.0	11.3	53.3	>50mm	>200mm	>200mm
	5.2GHz	802.11 ac VHT40	5230	18.0	63	18.8	4.0	80.0	240.0	266.0	7.7	36.0	>50mm	>200mm	>200mm
	5.3GHz		5270	19.0	79	18.8	4.0	80.0	240.0	266.0	9.6	45.3	>50mm	>200mm	>200mm
	5.5GHz		5550	19.0	79	18.8	4.0	80.0	240.0	266.0	9.9	46.5	>50mm	>200mm	>200mm
	5.8GHz		5710	19.0	79	18.8	4.0	80.0	240.0	266.0	10.0	47.2	>50mm	>200mm	>200mm
	5.2GHz	802.11 ac VHT80	5210	14.0	25	18.8	4.0	80.0	240.0	266.0	3.0	14.3	>50mm	>200mm	>200mm
	5.3GHz		5290	14.5	28	18.8	4.0	80.0	240.0	266.0	3.4	16.1	>50mm	>200mm	>200mm
	5.5GHz		5610	19.5	89	18.8	4.0	80.0	240.0	266.0	11.2	52.7	>50mm	>200mm	>200mm
	5.8GHz		5775	19.5	89	18.8	4.0	80.0	240.0	266.0	11.4	53.5	>50mm	>200mm	>200mm



Tablet Mode\_SKU2

Antenna	Band	Mode	Frequency (MHz)	Output Power		Separation Distances(mm)					Calculated Threshold Value				
				dBm	mW	Rear	Edge1	Edge2	Edge3	Edge4	Rear	Edge1	Edge2	Edge3	Edge4
Wi-Fi Main	2.4GHz	802.11b	2437	20.5	112	18.8	4.0	256.0	240.0	90.0	9.3	43.7	>200mm	>200mm	>50mm
	2.4GHz	802.11g	2412	20	100	18.8	4.0	256.0	240.0	90.0	8.3	38.8	>200mm	>200mm	>50mm
	2.4GHz	802.11n HT20	2457	20	100	18.8	4.0	256.0	240.0	90.0	8.3	39.2	>200mm	>200mm	>50mm
	2.4GHz	802.11n HT40	2437	18.5	71	18.8	4.0	256.0	240.0	90.0	5.9	27.7	>200mm	>200mm	>50mm
	5.2GHz	802.11a	5200	17	50	18.8	4.0	256.0	240.0	90.0	6.1	28.5	>200mm	>200mm	>50mm
	5.3GHz		5260	17	50	18.8	4.0	256.0	240.0	90.0	6.1	28.7	>200mm	>200mm	>50mm
	5.5GHz		5600	17	50	18.8	4.0	256.0	240.0	90.0	6.3	29.6	>200mm	>200mm	>50mm
	5.8GHz		5785	17	50	18.8	4.0	256.0	240.0	90.0	6.4	30.1	>200mm	>200mm	>50mm
	5.2GHz	802.11n HT20	5200	17	50	18.8	4.0	256.0	240.0	90.0	6.1	28.5	>200mm	>200mm	>50mm
	5.3GHz		5260	17	50	18.8	4.0	256.0	240.0	90.0	6.1	28.7	>200mm	>200mm	>50mm
	5.5GHz		5600	17	50	18.8	4.0	256.0	240.0	90.0	6.3	29.6	>200mm	>200mm	>50mm
	5.8GHz		5745	17	50	18.8	4.0	256.0	240.0	90.0	6.4	30.0	>200mm	>200mm	>50mm
	5.2GHz	802.11n HT40	5230	16	40	18.8	4.0	256.0	240.0	90.0	4.9	22.9	>200mm	>200mm	>50mm
	5.3GHz		5270	16	40	18.8	4.0	256.0	240.0	90.0	4.9	23.0	>200mm	>200mm	>50mm
	5.5GHz		5550	16	40	18.8	4.0	256.0	240.0	90.0	5.0	23.6	>200mm	>200mm	>50mm
	5.8GHz		5795	16	40	18.8	4.0	256.0	240.0	90.0	5.1	24.1	>200mm	>200mm	>50mm
	5.2GHz	802.11 ac VHT20	5200	17	50	18.8	4.0	256.0	240.0	90.0	6.1	28.5	>200mm	>200mm	>50mm
	5.3GHz		5260	17	50	18.8	4.0	256.0	240.0	90.0	6.1	28.7	>200mm	>200mm	>50mm
	5.5GHz		5520	17	50	18.8	4.0	256.0	240.0	90.0	6.2	29.4	>200mm	>200mm	>50mm
	5.8GHz		5745	17	50	18.8	4.0	256.0	240.0	90.0	6.4	30.0	>200mm	>200mm	>50mm
	5.2GHz	802.11 ac VHT40	5230	16	40	18.8	4.0	256.0	240.0	90.0	4.9	22.9	>200mm	>200mm	>50mm
	5.3GHz		5270	16	40	18.8	4.0	256.0	240.0	90.0	4.9	23.0	>200mm	>200mm	>50mm
	5.5GHz		5550	16	40	18.8	4.0	256.0	240.0	90.0	5.0	23.6	>200mm	>200mm	>50mm
	5.8GHz		5710	16	40	18.8	4.0	256.0	240.0	90.0	5.1	23.9	>200mm	>200mm	>50mm
	5.2GHz	802.11 ac VHT80	5210	12	16	18.8	4.0	256.0	240.0	90.0	1.9	9.1	>200mm	>200mm	>50mm
	5.3GHz		5290	12	16	18.8	4.0	256.0	240.0	90.0	2.0	9.2	>200mm	>200mm	>50mm
	5.5GHz		5610	16	40	18.8	4.0	256.0	240.0	90.0	5.0	23.7	>200mm	>200mm	>50mm
	5.8GHz		5775	16	40	18.8	4.0	256.0	240.0	90.0	5.1	24.0	>200mm	>200mm	>50mm
Bluetooth	DH5	2402	11	13	18.8	4.0	256.0	240.0	90.0	1.1	5.0	>200mm	>200mm	>50mm	



**9.1.2 SAR Exclusion Calculations for Wi-Fi Antenna > 50mm from the User**

According to KDB 447498 v05 r02, if the calculated Power threshold is less than the output power then SAR testing is required.

**Tablet Mode\_SKU1**

Antenna	Band	Mode	Frequency (MHz)	Output Power		Separation Distances(mm)					Calculated Threshold Value				
				dBm	mW	Rear	Edge1	Edge2	Edge3	Edge4	Rear	Edge1	Edge2	Edge3	Edge4
Wi-Fi Main	2.4GHz	802.11b	2437	23.5	224	18.8	4.0	256.0	240.0	90.0	<50mm	<50mm	>200mm	>200mm	496.1
	2.4GHz	802.11g	2437	22.5	178	18.8	4.0	256.0	240.0	90.0	<50mm	<50mm	>200mm	>200mm	496.1
	2.4GHz	802.11n HT20	2437	22.5	178	18.8	4.0	256.0	240.0	90.0	<50mm	<50mm	>200mm	>200mm	496.1
	2.4GHz	802.11n HT40	2437	20.5	112	18.8	4.0	256.0	240.0	90.0	<50mm	<50mm	>200mm	>200mm	496.1
	5.2GHz	802.11a	5200	18.0	63	18.8	4.0	256.0	240.0	90.0	<50mm	<50mm	>200mm	>200mm	465.8
	5.3GHz		5260	19.5	89	18.8	4.0	256.0	240.0	90.0	<50mm	<50mm	>200mm	>200mm	465.4
	5.5GHz		5600	19.5	89	18.8	4.0	256.0	240.0	90.0	<50mm	<50mm	>200mm	>200mm	463.4
	5.8GHz		5785	19.5	89	18.8	4.0	256.0	240.0	90.0	<50mm	<50mm	>200mm	>200mm	462.4
	5.2GHz	802.11n HT20	5200	18.0	63	18.8	4.0	256.0	240.0	90.0	<50mm	<50mm	>200mm	>200mm	465.8
	5.3GHz		5260	19.5	89	18.8	4.0	256.0	240.0	90.0	<50mm	<50mm	>200mm	>200mm	465.4
	5.5GHz		5600	19.5	89	18.8	4.0	256.0	240.0	90.0	<50mm	<50mm	>200mm	>200mm	463.4
	5.8GHz		5745	19.5	89	18.8	4.0	256.0	240.0	90.0	<50mm	<50mm	>200mm	>200mm	462.6
	5.2GHz	802.11n HT40	5230	18.0	63	18.8	4.0	256.0	240.0	90.0	<50mm	<50mm	>200mm	>200mm	465.6
	5.3GHz		5270	19.0	79	18.8	4.0	256.0	240.0	90.0	<50mm	<50mm	>200mm	>200mm	465.3
	5.5GHz		5550	19.0	79	18.8	4.0	256.0	240.0	90.0	<50mm	<50mm	>200mm	>200mm	463.7
	5.8GHz		5795	19.0	79	18.8	4.0	256.0	240.0	90.0	<50mm	<50mm	>200mm	>200mm	462.3
	5.2GHz	802.11 ac VHT20	5200	18.0	63	18.8	4.0	256.0	240.0	90.0	<50mm	<50mm	>200mm	>200mm	465.8
	5.3GHz		5260	19.5	89	18.8	4.0	256.0	240.0	90.0	<50mm	<50mm	>200mm	>200mm	465.4
	5.5GHz		5520	19.5	89	18.8	4.0	256.0	240.0	90.0	<50mm	<50mm	>200mm	>200mm	463.8
	5.8GHz		5745	19.5	89	18.8	4.0	256.0	240.0	90.0	<50mm	<50mm	>200mm	>200mm	462.6
	5.2GHz	802.11 ac VHT40	5230	18.0	63	18.8	4.0	256.0	240.0	90.0	<50mm	<50mm	>200mm	>200mm	465.6
	5.3GHz		5270	19.0	79	18.8	4.0	256.0	240.0	90.0	<50mm	<50mm	>200mm	>200mm	465.3
	5.5GHz		5550	19.0	79	18.8	4.0	256.0	240.0	90.0	<50mm	<50mm	>200mm	>200mm	463.7
	5.8GHz		5710	19.0	79	18.8	4.0	256.0	240.0	90.0	<50mm	<50mm	>200mm	>200mm	462.8
	5.2GHz	802.11 ac VHT80	5210	14.0	25	18.8	4.0	256.0	240.0	90.0	<50mm	<50mm	>200mm	>200mm	465.7
	5.3GHz		5290	14.5	28	18.8	4.0	256.0	240.0	90.0	<50mm	<50mm	>200mm	>200mm	465.2
	5.5GHz		5610	19.5	89	18.8	4.0	256.0	240.0	90.0	<50mm	<50mm	>200mm	>200mm	463.3
	5.8GHz		5775	19.5	89	18.8	4.0	256.0	240.0	90.0	<50mm	<50mm	>200mm	>200mm	462.4
	Bluetooth	DH5	2402	11.0	13	18.8	4.0	256.0	240.0	90.0	<50mm	<50mm	>200mm	>200mm	496.8



Antenna	Band	Mode	Frequency (MHz)	Output Power		Separation Distances(mm)					Calculated Threshold Value				
				dBm	mW	Rear	Edge1	Edge2	Edge3	Edge4	Rear	Edge1	Edge2	Edge3	Edge4
Wi-Fi Aux	2.4GHz	802.11b	2437	23.5	224	18.8	4.0	80.0	240.0	266.0	<50mm	<50mm	396.1	>200mm	>200mm
	2.4GHz	802.11g	2437	22.5	178	18.8	4.0	80.0	240.0	266.0	<50mm	<50mm	396.1	>200mm	>200mm
	2.4GHz	802.11n HT20	2437	22.5	178	18.8	4.0	80.0	240.0	266.0	<50mm	<50mm	396.1	>200mm	>200mm
	2.4GHz	802.11n HT40	2437	20.5	112	18.8	4.0	80.0	240.0	266.0	<50mm	<50mm	396.1	>200mm	>200mm
	5.2GHz	802.11a	5200	18.0	63	18.8	4.0	80.0	240.0	266.0	<50mm	<50mm	365.8	>200mm	>200mm
	5.3GHz		5260	19.5	89	18.8	4.0	80.0	240.0	266.0	<50mm	<50mm	365.4	>200mm	>200mm
	5.5GHz		5600	19.5	89	18.8	4.0	80.0	240.0	266.0	<50mm	<50mm	363.4	>200mm	>200mm
	5.8GHz		5785	19.5	89	18.8	4.0	80.0	240.0	266.0	<50mm	<50mm	362.4	>200mm	>200mm
	5.2GHz	802.11n HT20	5200	18.0	63	18.8	4.0	80.0	240.0	266.0	<50mm	<50mm	365.8	>200mm	>200mm
	5.3GHz		5260	19.5	89	18.8	4.0	80.0	240.0	266.0	<50mm	<50mm	365.4	>200mm	>200mm
	5.5GHz		5600	19.5	89	18.8	4.0	80.0	240.0	266.0	<50mm	<50mm	363.4	>200mm	>200mm
	5.8GHz		5745	19.5	89	18.8	4.0	80.0	240.0	266.0	<50mm	<50mm	362.6	>200mm	>200mm
	5.2GHz	802.11n HT40	5230	18.0	63	18.8	4.0	80.0	240.0	266.0	<50mm	<50mm	365.6	>200mm	>200mm
	5.3GHz		5270	19.0	79	18.8	4.0	80.0	240.0	266.0	<50mm	<50mm	365.3	>200mm	>200mm
	5.5GHz		5550	19.0	79	18.8	4.0	80.0	240.0	266.0	<50mm	<50mm	363.7	>200mm	>200mm
	5.8GHz		5795	19.0	79	18.8	4.0	80.0	240.0	266.0	<50mm	<50mm	362.3	>200mm	>200mm
	5.2GHz	802.11 ac VHT20	5200	18.0	63	18.8	4.0	80.0	240.0	266.0	<50mm	<50mm	365.8	>200mm	>200mm
	5.3GHz		5260	19.5	89	18.8	4.0	80.0	240.0	266.0	<50mm	<50mm	365.4	>200mm	>200mm
	5.5GHz		5520	19.5	89	18.8	4.0	80.0	240.0	266.0	<50mm	<50mm	363.8	>200mm	>200mm
	5.8GHz		5745	19.5	89	18.8	4.0	80.0	240.0	266.0	<50mm	<50mm	362.6	>200mm	>200mm
	5.2GHz	802.11 ac VHT40	5230	18.0	63	18.8	4.0	80.0	240.0	266.0	<50mm	<50mm	365.6	>200mm	>200mm
	5.3GHz		5270	19.0	79	18.8	4.0	80.0	240.0	266.0	<50mm	<50mm	365.3	>200mm	>200mm
	5.5GHz		5550	19.0	79	18.8	4.0	80.0	240.0	266.0	<50mm	<50mm	363.7	>200mm	>200mm
	5.8GHz		5710	19.0	79	18.8	4.0	80.0	240.0	266.0	<50mm	<50mm	362.8	>200mm	>200mm
	5.2GHz	802.11 ac VHT80	5210	14.0	25	18.8	4.0	80.0	240.0	266.0	<50mm	<50mm	365.7	>200mm	>200mm
	5.3GHz		5290	14.5	28	18.8	4.0	80.0	240.0	266.0	<50mm	<50mm	365.2	>200mm	>200mm
	5.5GHz		5610	19.5	89	18.8	4.0	80.0	240.0	266.0	<50mm	<50mm	363.3	>200mm	>200mm
	5.8GHz		5775	19.5	89	18.8	4.0	80.0	240.0	266.0	<50mm	<50mm	362.4	>200mm	>200mm



Tablet Mode\_SKU2

Antenna	Band	Mode	Frequency (MHz)	Output Power		Separation Distances(mm)					Calculated Threshold Value				
				dBm	mW	Rear	Edge1	Edge2	Edge3	Edge4	Rear	Edge1	Edge2	Edge3	Edge4
Wi-Fi Main	2.4GHz	802.11b	2437	20.5	112	18.8	4.0	256.0	240.0	90.0	<50mm	<50mm	>200mm	>200mm	496.1
	2.4GHz	802.11g	2412	20.0	100	18.8	4.0	256.0	240.0	90.0	<50mm	<50mm	>200mm	>200mm	496.6
	2.4GHz	802.11n HT20	2457	20.0	100	18.8	4.0	256.0	240.0	90.0	<50mm	<50mm	>200mm	>200mm	495.7
	2.4GHz	802.11n HT40	2437	18.5	71	18.8	4.0	256.0	240.0	90.0	<50mm	<50mm	>200mm	>200mm	496.1
	5.2GHz	802.11a	5200	17.0	50	18.8	4.0	256.0	240.0	90.0	<50mm	<50mm	>200mm	>200mm	465.8
	5.3GHz		5260	17.0	50	18.8	4.0	256.0	240.0	90.0	<50mm	<50mm	>200mm	>200mm	465.4
	5.5GHz		5600	17.0	50	18.8	4.0	256.0	240.0	90.0	<50mm	<50mm	>200mm	>200mm	463.4
	5.8GHz		5785	17.0	50	18.8	4.0	256.0	240.0	90.0	<50mm	<50mm	>200mm	>200mm	462.4
	5.2GHz	802.11n HT20	5200	17.0	50	18.8	4.0	256.0	240.0	90.0	<50mm	<50mm	>200mm	>200mm	465.8
	5.3GHz		5260	17.0	50	18.8	4.0	256.0	240.0	90.0	<50mm	<50mm	>200mm	>200mm	465.4
	5.5GHz		5600	17.0	50	18.8	4.0	256.0	240.0	90.0	<50mm	<50mm	>200mm	>200mm	463.4
	5.8GHz		5745	17.0	50	18.8	4.0	256.0	240.0	90.0	<50mm	<50mm	>200mm	>200mm	462.6
	5.2GHz	802.11n HT40	5230	16.0	40	18.8	4.0	256.0	240.0	90.0	<50mm	<50mm	>200mm	>200mm	465.6
	5.3GHz		5270	16.0	40	18.8	4.0	256.0	240.0	90.0	<50mm	<50mm	>200mm	>200mm	465.3
	5.5GHz		5550	16.0	40	18.8	4.0	256.0	240.0	90.0	<50mm	<50mm	>200mm	>200mm	463.7
	5.8GHz		5795	16.0	40	18.8	4.0	256.0	240.0	90.0	<50mm	<50mm	>200mm	>200mm	462.3
	5.2GHz	802.11 ac VHT20	5200	17.0	50	18.8	4.0	256.0	240.0	90.0	<50mm	<50mm	>200mm	>200mm	465.8
	5.3GHz		5260	17.0	50	18.8	4.0	256.0	240.0	90.0	<50mm	<50mm	>200mm	>200mm	465.4
	5.5GHz		5520	17.0	50	18.8	4.0	256.0	240.0	90.0	<50mm	<50mm	>200mm	>200mm	463.8
	5.8GHz		5745	17.0	50	18.8	4.0	256.0	240.0	90.0	<50mm	<50mm	>200mm	>200mm	462.6
	5.2GHz	802.11 ac VHT40	5230	16.0	40	18.8	4.0	256.0	240.0	90.0	<50mm	<50mm	>200mm	>200mm	465.6
	5.3GHz		5270	16.0	40	18.8	4.0	256.0	240.0	90.0	<50mm	<50mm	>200mm	>200mm	465.3
	5.5GHz		5550	16.0	40	18.8	4.0	256.0	240.0	90.0	<50mm	<50mm	>200mm	>200mm	463.7
	5.8GHz		5710	16.0	40	18.8	4.0	256.0	240.0	90.0	<50mm	<50mm	>200mm	>200mm	462.8
	5.2GHz	802.11 ac VHT80	5210	12.0	16	18.8	4.0	256.0	240.0	90.0	<50mm	<50mm	>200mm	>200mm	465.7
	5.3GHz		5290	12.0	16	18.8	4.0	256.0	240.0	90.0	<50mm	<50mm	>200mm	>200mm	465.2
	5.5GHz		5610	16.0	40	18.8	4.0	256.0	240.0	90.0	<50mm	<50mm	>200mm	>200mm	463.3
	5.8GHz		5775	16.0	40	18.8	4.0	256.0	240.0	90.0	<50mm	<50mm	>200mm	>200mm	462.4
	Bluetooth	DH5	2402	11.0	13	18.8	4.0	256.0	240.0	90.0	<50mm	<50mm	>200mm	>200mm	496.8



9.1.3 SAR Required Test Configuration

SKU1

Test Configurations	Rear	Edge1	Edge2	Edge3	Edge4
Wi-Fi Main 802.11 b	YES	YES	No	No	No
Wi-Fi Main 802.11 g	YES	YES	No	No	No
Wi-Fi Main 802.11 n HT20	YES	YES	No	No	No
Wi-Fi Main 802.11 a_5.2GHz	YES	YES	No	No	No
Wi-Fi Main 802.11 a_5.3GHz	YES	YES	No	No	No
Wi-Fi Main 802.11 a_5.5GHz	YES	YES	No	No	No
Wi-Fi Main 802.11 a_5.8GHz	YES	YES	No	No	No
Wi-Fi Main 802.11 n HT20_5.2GHz	YES	YES	No	No	No
Wi-Fi Main 802.11 n HT20_5.3GHz	YES	YES	No	No	No
Wi-Fi Main 802.11 n HT20_5.5GHz	YES	YES	No	No	No
Wi-Fi Main 802.11 n HT20_5.8GHz	YES	YES	No	No	No
Wi-Fi Main 802.11 n HT40_5.2GHz	YES	YES	No	No	No
Wi-Fi Main 802.11 n HT40_5.3GHz	YES	YES	No	No	No
Wi-Fi Main 802.11 n HT40_5.5GHz	YES	YES	No	No	No
Wi-Fi Main 802.11 n HT40_5.8GHz	YES	YES	No	No	No
Wi-Fi Main 802.11 ac VHT20_5.2GHz	YES	YES	No	No	No
Wi-Fi Main 802.11 ac VHT20_5.3GHz	YES	YES	No	No	No
Wi-Fi Main 802.11 ac VHT20_5.5GHz	YES	YES	No	No	No
Wi-Fi Main 802.11 ac VHT20_5.8GHz	YES	YES	No	No	No
Wi-Fi Main 802.11 ac VHT40_5.2GHz	YES	YES	No	No	No
Wi-Fi Main 802.11 ac VHT40_5.3GHz	YES	YES	No	No	No
Wi-Fi Main 802.11 ac VHT40_5.5GHz	YES	YES	No	No	No
Wi-Fi Main 802.11 ac VHT40_5.8GHz	YES	YES	No	No	No
Wi-Fi Main 802.11 ac VHT80_5.2GHz	YES	YES	No	No	No
Wi-Fi Main 802.11 ac VHT80_5.3GHz	YES	YES	No	No	No
Wi-Fi Main 802.11 ac VHT80_5.5GHz	YES	YES	No	No	No
Wi-Fi Main 802.11 ac VHT80_5.8GHz	YES	YES	No	No	No
Bluetooth	YES	YES	No	No	No

Note(s):

1. Yes = SAR is required.
2. No = SAR is not required.





Test Configurations	Rear	Edge1	Edge2	Edge3	Edge4
Wi-Fi Aux 802.11 b	YES	YES	No	No	No
Wi-Fi Aux 802.11 g	YES	YES	No	No	No
Wi-FiAux 802.11 n HT20	YES	YES	No	No	No
Wi-Fi Aux 802.11 a_5.2GHz	YES	YES	No	No	No
Wi-Fi Aux 802.11 a_5.3GHz	YES	YES	No	No	No
Wi-Fi Aux 802.11 a_5.5GHz	YES	YES	No	No	No
Wi-Fi Aux 802.11 a_5.8GHz	YES	YES	No	No	No
Wi-Fi Aux 802.11 n HT20_5.2GHz	YES	YES	No	No	No
Wi-Fi Aux 802.11 n HT20_5.3GHz	YES	YES	No	No	No
Wi-Fi Aux 802.11 n HT20_5.5GHz	YES	YES	No	No	No
Wi-Fi Aux 802.11 n HT20_5.8GHz	YES	YES	No	No	No
Wi-Fi Aux 802.11 n HT40_5.2GHz	YES	YES	No	No	No
Wi-Fi Aux 802.11 n HT40_5.3GHz	YES	YES	No	No	No
Wi-Fi Aux 802.11 n HT40_5.5GHz	YES	YES	No	No	No
Wi-Fi Aux 802.11 n HT40_5.8GHz	YES	YES	No	No	No
Wi-Fi Aux 802.11 ac VHT20_5.2GHz	YES	YES	No	No	No
Wi-Fi Aux 802.11 ac VHT20_5.3GHz	YES	YES	No	No	No
Wi-Fi Aux 802.11 ac VHT20_5.5GHz	YES	YES	No	No	No
Wi-Fi Aux 802.11 ac VHT20_5.8GHz	YES	YES	No	No	No
Wi-Fi Aux 802.11 ac VHT40_5.2GHz	YES	YES	No	No	No
Wi-Fi Aux 802.11 ac VHT40_5.3GHz	YES	YES	No	No	No
Wi-Fi Aux 802.11 ac VHT40_5.5GHz	YES	YES	No	No	No
Wi-Fi Aux 802.11 ac VHT40_5.8GHz	YES	YES	No	No	No
Wi-Fi Aux 802.11 ac VHT80_5.2GHz	YES	YES	No	No	No
Wi-Fi Aux 802.11 ac VHT80_5.3GHz	YES	YES	No	No	No
Wi-Fi Aux 802.11 ac VHT80_5.5GHz	YES	YES	No	No	No
Wi-Fi Aux 802.11 ac VHT80_5.8GHz	YES	YES	No	No	No

Note(s):

1. Yes = SAR is required.
2. No = SAR is not required



SKU2

Test Configurations	Rear	Edge1	Edge2	Edge3	Edge4
Wi-Fi Main 802.11 b	YES	YES	No	No	No
Wi-Fi Main 802.11 g	YES	YES	No	No	No
Wi-Fi Main 802.11 n HT20	YES	YES	No	No	No
Wi-Fi Main 802.11 a_5.2GHz	YES	YES	No	No	No
Wi-Fi Main 802.11 a_5.3GHz	YES	YES	No	No	No
Wi-Fi Main 802.11 a_5.5GHz	YES	YES	No	No	No
Wi-Fi Main 802.11 a_5.8GHz	YES	YES	No	No	No
Wi-Fi Main 802.11 n HT20_5.2GHz	YES	YES	No	No	No
Wi-Fi Main 802.11 n HT20_5.3GHz	YES	YES	No	No	No
Wi-Fi Main 802.11 n HT20_5.5GHz	YES	YES	No	No	No
Wi-Fi Main 802.11 n HT20_5.8GHz	YES	YES	No	No	No
Wi-Fi Main 802.11 n HT40_5.2GHz	YES	YES	No	No	No
Wi-Fi Main 802.11 n HT40_5.3GHz	YES	YES	No	No	No
Wi-Fi Main 802.11 n HT40_5.5GHz	YES	YES	No	No	No
Wi-Fi Main 802.11 n HT40_5.8GHz	YES	YES	No	No	No
Wi-Fi Main 802.11 ac VHT20_5.2GHz	YES	YES	No	No	No
Wi-Fi Main 802.11 ac VHT20_5.3GHz	YES	YES	No	No	No
Wi-Fi Main 802.11 ac VHT20_5.5GHz	YES	YES	No	No	No
Wi-Fi Main 802.11 ac VHT20_5.8GHz	YES	YES	No	No	No
Wi-Fi Main 802.11 ac VHT40_5.2GHz	YES	YES	No	No	No
Wi-Fi Main 802.11 ac VHT40_5.3GHz	YES	YES	No	No	No
Wi-Fi Main 802.11 ac VHT40_5.5GHz	YES	YES	No	No	No
Wi-Fi Main 802.11 ac VHT40_5.8GHz	YES	YES	No	No	No
Wi-Fi Main 802.11 ac VHT80_5.2GHz	YES	YES	No	No	No
Wi-Fi Main 802.11 ac VHT80_5.3GHz	YES	YES	No	No	No
Wi-Fi Main 802.11 ac VHT80_5.5GHz	YES	YES	No	No	No
Wi-Fi Main 802.11 ac VHT80_5.8GHz	YES	YES	No	No	No
Bluetooth	YES	YES	No	No	No

Note(s):

1. Yes = SAR is required.
2. No = SAR is not required



## 10 Exposure Limit

(A). Limits for Occupational/Controlled Exposure (W/kg)

<u>Whole-Body</u>	<u>Partial-Body</u>	<u>Hands, Wrists, Feet and Ankles</u>
0.4	8.0	2.0

(B). Limits for General Population/Uncontrolled Exposure (W/kg)

<u>Whole-Body</u>	<u>Partial-Body</u>	<u>Hands, Wrists, Feet and Ankles</u>
0.08	1.6	4.0

NOTE: **Whole-Body SAR** is averaged over the entire body, **partial-body SAR** is averaged over any 1 gram of tissue defined as a tissue volume in the shape of a cube. **SAR for hands, wrists, feet and ankles** is averaged over any 10 grams of tissue defined as a tissue volume in the shape of a cube.

### **Population/Uncontrolled Environments:**

are defined as locations where there is the exposure of individuals who have no knowledge or control of their exposure.

### **Occupational/Controlled Environments:**

are defined as locations where there is exposure that may be incurred by people who are aware of the potential for exposure, (i.e. as a result of employment or occupation).

**NOTE**  
**GENERAL POPULATION/UNCONTROLLED EXPOSURE**  
**PARTIAL BODY LIMIT**  
**1.6 W/kg**



## 11 Tissue Dielectric Properties

### 11.1 Test Liquid Confirmation

#### Simulating Liquids Parameter Check

The simulating liquids should be checked at the beginning of a series of SAR measurements to determine if the dielectric parameters are within the tolerances of the specified target values

The relative permittivity and conductivity of the tissue material should be within  $\pm 5\%$  of the values given in the table below.  $\pm 5\%$  may not be easily achieved at certain frequencies.

The head tissue dielectric parameters recommended by the IEEE SCC-34/SC-2 in IEEE 1528 2013 have been incorporated in the following table. These head parameters are derived from planar layer models simulating the highest expected SAR for the dielectric properties and tissue thickness variations in a human head. Other head and body tissue parameters that have not been specified in IEEE 1528 2013 are derived from the tissue dielectric parameters computed from the 4-Cole-Cole equations and extrapolated according to the head parameters specified in IEEE 1528 2013

Target Frequency (MHz)	Head		Body	
	$\epsilon_r$	$\sigma$ (S/m)	$\epsilon_r$	$\sigma$ (S/m)
150	52.3	0.76	61.9	0.80
300	45.3	0.87	58.2	0.92
450	43.5	0.87	56.7	0.94
835	41.5	0.90	55.2	0.97
900	41.5	0.97	55.0	1.05
915	41.5	0.98	55.0	1.06
1450	40.5	1.20	54.0	1.30
1610	40.3	1.29	53.8	1.40
1800 – 2000	40.0	1.40	53.3	1.52
2450	39.2	1.80	52.7	1.95
3000	38.5	2.40	52.0	2.73
5000	36.2	4.45	49.3	5.07
5100	36.1	4.55	49.1	5.18
5200	36.0	4.66	49.0	5.30
5300	35.9	4.76	48.9	5.42
5400	35.8	4.86	48.7	5.53
5500	35.6	4.96	48.6	5.65
5600	35.5	5.07	48.5	5.77
5700	35.4	5.17	48.3	5.88
5800	35.3	5.27	48.2	6.00



### 11.2 Typical Composition of Ingredients for Liquid Tissue Phantoms

The following tissue formulations are provided for reference only as some of the parameters have not been thoroughly verified. The composition of ingredients may be modified accordingly to achieve the desired target tissue parameters required for routine SAR evaluation.

Ingredients (% by weight)	Frequency (MHz)									
	450		835		915		1900		2450	
Tissue Type	Head	Body	Head	Body	Head	Body	Head	Body	Head	Body
Water	38.56	51.16	41.45	52.4	41.05	56.0	54.9	40.4	62.7	73.2
Salt (NaCl)	3.95	1.49	1.45	1.4	1.35	0.76	0.18	0.5	0.5	0.04
Sugar	56.32	46.78	56.0	45.0	56.5	41.76	0.0	58.0	0.0	0.0
HEC	0.98	0.52	1.0	1.0	1.0	1.21	0.0	1.0	0.0	0.0
Bactericide	0.19	0.05	0.1	0.1	0.1	0.27	0.0	0.1	0.0	0.0
Triton X-100	0.0	0.0	0.0	0.0	0.0	0.0	0.0	0.0	36.8	0.0
DGBE	0.0	0.0	0.0	0.0	0.0	0.0	44.92	0.0	0.0	26.7
Dielectric Constant	43.42	58.0	42.54	56.1	42.0	56.8	39.9	54.0	39.8	52.5
Conductivity (S/m)	0.85	0.83	0.91	0.95	1.0	1.07	1.42	1.45	1.88	1.78

alt: 99+ % Pure Sodium Chloride

Sugar: 98+ % Pure Sucrose

Water: De-ionized, 16 MΩ<sup>+</sup> resistivity

HEC: Hydroxy thyl Cellulose

DGBE: 99+ % Di(ethylene glycol) butyl ether, [2-(2-butoxyethoxy)ethanol]

Triton X-100 (ultra-pure): Polyethylene glycol mono [4-(1, 1, 3, 3-tetramethylbutyl)phenyl]ether

#### Simulating Liquids for 5 GHz, Manufactured by SPEAG

Ingredients	(% by weight)
Water	78
Mineral oil	11
Emulsifiers	9
Additives and Salt	2



11.3 Simulating Liquids Parameter Check Results

Date	Band	Freq(MHz)	Measured			Standard		Δ		Limit(%)
			e' (εr)	e''	σ	e' (εr)	σ	e' (εr)	σ	±5
2015/4/21	Body 2450	2412	54.03	14.26	1.91	52.75	1.91	2.42%	-0.17%	±5
		2437	53.92	14.40	1.95	52.72	1.94	2.29%	0.60%	±5
		2442	53.91	14.42	1.96	52.71	1.94	2.28%	0.71%	±5
		2450	53.90	14.45	1.97	52.70	1.95	2.27%	0.89%	±5
		2462	53.88	14.51	1.98	52.68	1.97	2.27%	0.90%	±5
		2472	53.86	14.54	2.00	52.67	1.98	2.26%	0.82%	±5
2015/4/22	Body 5000	5180	48.78	17.62	5.07	49.02	5.28	-0.49%	-3.90%	±5
		5200	48.78	17.60	5.09	49.00	5.30	-0.44%	-4.05%	±5
		5220	48.72	17.65	5.12	48.98	5.32	-0.54%	-3.88%	±5
		5240	48.67	17.65	5.14	48.96	5.35	-0.60%	-3.92%	±5
		5260	48.65	17.67	5.16	48.94	5.37	-0.60%	-3.87%	±5
		5280	48.61	17.70	5.19	48.92	5.40	-0.63%	-3.78%	±5
		5300	48.59	17.71	5.21	48.90	5.42	-0.63%	-3.78%	±5
		5320	48.56	17.74	5.24	48.86	5.44	-0.62%	-3.67%	±5
		5500	48.24	17.85	5.45	48.60	5.65	-0.74%	-3.48%	±5
		5520	48.23	17.87	5.48	48.58	5.67	-0.71%	-3.42%	±5
		5540	48.20	17.89	5.51	48.56	5.70	-0.75%	-3.37%	±5
		5560	48.17	17.93	5.54	48.54	5.72	-0.76%	-3.21%	±5
		5580	48.12	17.95	5.57	48.52	5.75	-0.83%	-3.15%	±5
		5600	48.08	17.95	5.58	48.50	5.77	-0.87%	-3.21%	±5
		5620	48.05	17.97	5.61	48.46	5.79	-0.85%	-3.12%	±5
		5640	48.04	17.95	5.62	48.42	5.81	-0.78%	-3.25%	±5
		5660	48.00	17.99	5.66	48.38	5.84	-0.79%	-3.09%	±5
		5680	47.96	18.00	5.68	48.34	5.86	-0.79%	-3.01%	±5
		5700	47.93	18.03	5.71	48.30	5.88	-0.78%	-2.91%	±5
		5745	47.86	18.05	5.76	48.26	5.93	-0.82%	-2.93%	±5
5765	47.82	18.07	5.79	48.24	5.96	-0.86%	-2.86%	±5		
5785	47.78	18.09	5.81	48.22	5.98	-0.91%	-2.82%	±5		
5805	47.76	18.10	5.84	48.19	6.01	-0.89%	-2.81%	±5		
5825	47.73	18.11	5.86	48.15	6.03	-0.87%	-2.82%	±5		



Date	Band	Freq(MHz)	Measured			Standard		Δ		Limit(%)
			e' (εr)	e''	σ	e' (εr)	σ	e' (εr)	σ	±5
2015/4/23	Body 5000	5180	49.34	18.70	5.38	49.02	5.28	0.65%	2.00%	±5
		5200	49.41	18.73	5.41	49.00	5.30	0.83%	2.07%	±5
		5220	49.39	18.60	5.39	48.98	5.32	0.84%	1.33%	±5
		5240	49.29	18.58	5.41	48.96	5.35	0.68%	1.15%	±5
		5260	49.15	18.68	5.46	48.94	5.37	0.43%	1.62%	±5
		5280	49.13	18.81	5.52	48.92	5.40	0.42%	2.25%	±5
		5300	49.15	18.81	5.54	48.90	5.42	0.51%	2.20%	±5
		5320	49.15	18.76	5.54	48.86	5.44	0.59%	1.89%	±5
		5500	48.73	19.11	5.84	48.60	5.65	0.26%	3.34%	±5
		5520	48.82	19.09	5.85	48.58	5.67	0.49%	3.18%	±5
		5540	48.74	18.96	5.83	48.56	5.70	0.38%	2.39%	±5
		5560	48.59	18.90	5.84	48.54	5.72	0.11%	2.02%	±5
		5580	48.46	19.01	5.89	48.52	5.75	-0.12%	2.57%	±5
		5600	48.45	19.20	5.97	48.50	5.77	-0.11%	3.53%	±5
		5620	48.56	19.27	6.02	48.46	5.79	0.21%	3.86%	±5
		5640	48.64	19.19	6.01	48.42	5.81	0.45%	3.40%	±5
		5660	48.56	19.04	5.99	48.38	5.84	0.36%	2.57%	±5
		5680	48.35	19.08	6.02	48.34	5.86	0.02%	2.77%	±5
		5700	48.24	19.27	6.10	48.30	5.88	-0.13%	3.79%	±5
		5745	48.43	19.33	6.17	48.26	5.93	0.37%	3.95%	±5
5765	48.36	19.18	6.14	48.24	5.96	0.26%	3.08%	±5		
5785	48.16	19.17	6.16	48.22	5.98	-0.12%	3.01%	±5		
5805	47.99	19.31	6.23	48.19	6.01	-0.41%	3.67%	±5		
5825	48.01	19.48	6.31	48.15	6.03	-0.28%	4.56%	±5		
2015/4/29	Body 5000	5180	49.16	18.34	5.28	49.02	5.28	0.28%	0.03%	±5
		5200	49.12	18.33	5.29	49.00	5.30	0.24%	-0.09%	±5
		5220	49.08	18.39	5.33	48.98	5.32	0.20%	0.15%	±5
		5240	49.07	18.39	5.35	48.96	5.35	0.22%	0.08%	±5
		5260	49.02	18.43	5.39	48.94	5.37	0.17%	0.27%	±5
		5280	49.00	18.40	5.40	48.92	5.40	0.16%	0.01%	±5
		5300	48.93	18.45	5.43	48.90	5.42	0.07%	0.25%	±5
		5320	48.92	18.46	5.46	48.86	5.44	0.12%	0.27%	±5
		5500	48.60	18.64	5.69	48.60	5.65	0.00%	0.79%	±5
		5520	48.53	18.61	5.71	48.58	5.67	-0.10%	0.56%	±5
		5540	48.50	18.64	5.74	48.56	5.70	-0.12%	0.70%	±5
		5560	48.47	18.68	5.77	48.54	5.72	-0.14%	0.81%	±5
		5580	48.43	18.69	5.79	48.52	5.75	-0.19%	0.81%	±5
		5600	48.43	18.69	5.82	48.50	5.77	-0.14%	0.79%	±5
		5620	48.36	18.68	5.83	48.46	5.79	-0.21%	0.70%	±5
		5640	48.33	18.72	5.86	48.42	5.81	-0.19%	0.88%	±5
		5660	48.29	18.75	5.90	48.38	5.84	-0.18%	1.03%	±5
		5680	48.27	18.78	5.93	48.34	5.86	-0.14%	1.16%	±5
		5700	48.25	18.78	5.95	48.30	5.88	-0.11%	1.14%	±5
		5745	48.13	18.84	6.01	48.26	5.93	-0.25%	1.33%	±5
5765	48.10	18.84	6.03	48.24	5.96	-0.28%	1.26%	±5		
5785	48.08	18.84	6.06	48.22	5.98	-0.28%	1.23%	±5		
5805	48.05	18.88	6.09	48.19	6.01	-0.28%	1.40%	±5		
5825	48.01	18.89	6.11	48.15	6.03	-0.30%	1.37%	±5		



## **12 Measurement Uncertainty**

According to KDB 865664 D01 SAR Measurement 100 MHz to 6 GHz section 2.8.2, SAR measurement uncertainty analysis is required in SAR reports only when the highest measured SAR in a frequency band is  $\geq 1.5$  W/kg for 1-g SAR, the extensive SAR measurement uncertainty analysis described in IEEE Std 1528-2013 is not required in SAR reports submitted for equipment approval.





### 13 System Performance Check

The system performance check is performed prior to any usage of the system in order to guarantee reproducible results. The system performance check verifies that the system operates within its specifications. The system performance check results are tabulated below. And also the corresponding SAR plot is attached as well in the SAR plots files.

#### System Performance Check Measurement Conditions

- The measurements were performed in the flat section of the SAM twin phantom filled with Body simulating liquid of the following parameters.
- The DASY4/DASY5 system with an E-field probe EX3DV4 SN: 3554 was used for the measurements.
- The dipole was mounted on the small tripod so that the dipole feed point was positioned below the center marking of the flat phantom section and the dipole was oriented parallel to the body axis (the long side of the phantom). The standard measuring distance was 15 mm (below 1 GHz) and 10 mm (above 1 GHz) from dipole center to the simulating liquid surface.
- The coarse grid with a grid spacing of 10mm was aligned with the dipole.
- Special 7x7x7 fine cube was chosen for cube integration (dx=dy= 5 mm, dz= 5 mm).
- Distance between probe sensors and phantom surface was set to 3.0 mm.
- The dipole input power (forward power) was 100 mW±3%.
- The results are normalized to 1 W input power.

#### Reference SAR Values for System Performance Check

The reference SAR values can be obtained from the calibration certificate of system validation dipoles

System Dipole	Serial No.	Cal. Date	Freq. (MHz)	Target SAR Values (W/kg)		
				1g/10g	Head	Body
D2450V2	728	2014/5/20	2450	1g	52.6	50.2
				10g	24.5	23.4
D5GHzV2	1004	2014/11/20	5200	1g	80.5	74.7
				10g	22.9	20.7
D5GHzV2	1004	2014/11/20	5300	1g	85.7	77.7
				10g	24.4	21.6
D5GHzV2	1004	2014/11/20	5600	1g	84.1	81.2
				10g	23.9	22.4
D5GHzV2	1004	2014/11/20	5800	1g	80.3	74.2
				10g	22.8	20.3



### 13.1 System Performance Check Results

Date	System Dipole			Parameters	Target	Measured	Deviation[%]	Limited[%]
	Type	Serial No.	Liquid					
2015/04/21	D2450V2	728	Body	1g SAR:	50.2	48.6	-3.19	± 5
				10g SAR:	23.4	23.4	0.00	± 5
2015/04/22	D5GHzV2 (5.2GHz)	1004	Body	1g SAR:	74.7	71.0	-4.95	± 5
				10g SAR:	20.7	20.7	0.00	± 5
2015/04/22	D5GHzV2 (5.3GHz)	1004	Body	1g SAR:	77.7	77.7	0.00	± 5
				10g SAR:	21.6	21.8	0.93	± 5
2015/04/22	D5GHzV2 (5.6GHz)	1004	Body	1g SAR:	81.2	80.3	-1.11	± 5
				10g SAR:	22.4	22.5	0.45	± 5
2015/04/22	D5GHzV2 (5.8GHz)	1004	Body	1g SAR:	74.2	74.3	0.13	± 5
				10g SAR:	20.3	21.2	4.43	± 5
2015/04/23	D5GHzV2 (5.2GHz)	1004	Body	1g SAR:	74.7	75.2	0.67	± 5
				10g SAR:	20.7	21.0	1.45	± 5
2015/04/23	D5GHzV2 (5.3GHz)	1004	Body	1g SAR:	77.7	77.4	-0.39	± 5
				10g SAR:	21.6	21.7	0.46	± 5
2015/04/23	D5GHzV2 (5.6GHz)	1004	Body	1g SAR:	81.2	83.2	2.46	± 5
				10g SAR:	22.4	23.4	4.46	± 5
2015/04/23	D5GHzV2 (5.8GHz)	1004	Body	1g SAR:	74.2	71.6	-3.50	± 5
				10g SAR:	20.3	20.1	-0.99	± 5
2015/04/29	D5GHzV2 (5.2GHz)	1004	Body	1g SAR:	74.7	73.6	-1.47	± 5
				10g SAR:	20.7	20.6	-0.48	± 5
2015/04/29	D5GHzV2 (5.3GHz)	1004	Body	1g SAR:	77.7	76.0	-2.19	± 5
				10g SAR:	21.6	21.3	-1.39	± 5
2015/04/29	D5GHzV2 (5.6GHz)	1004	Body	1g SAR:	81.2	81.0	-0.25	± 5
				10g SAR:	22.4	22.8	1.79	± 5
2015/04/29	D5GHzV2 (5.8GHz)	1004	Body	1g SAR:	74.2	73.8	-0.54	± 5
				10g SAR:	20.3	21.0	3.45	± 5



### 14 SAR Measurements Results

Wi-Fi (2.4GHz Band)\_SKU1:

Mode	Test Mode	Test Position	Channel	Freq. (MHz)	Chain	Dist. (mm)	Power (dBm)		Measured 1g SAR (W/kg)	Reported SAR(W/kg)	Note	Plot No.
							Tune up limit	Measured				
802.11b	Tablet	Rear	6	2437	0	0	20.5	20.5	0.113	0.113		
					1	0	20.5	20.2	0.089	0.095		
		Edge 1	6	2437	0	0	20.5	20.5	0.693	0.693		1
					1	0	20.5	20.2	0.358	0.384		1
802.11n HT20		Edge 1	6	2437	0	0	19.5	19.5	0.416	0.416		
					1	0	19.5	19.1	0.215	0.236		
802.11b		Edge 1	6	2437	0	0	20.5	20.5	0.533	0.533	1	
					1	0	20.5	20.2	0.296	0.317	1	

Note(s):

- 1 Ant 1 was performed the SAR testing. Ant 2 was performed the spot check of SAR only.
- 2 We need to choose the channel it has the highest power for each band under 802.11 b to test. Then we choose the channel(band) which is the worst case in 2.4G testing from these three result, and use it to perform 802.11n HT20.



Wi-Fi (2.4GHz Band)\_SKU2:

Mode	Test Mode	Test Position	Channel	Freq. (MHz)	Chain	Dist. (mm)	Power (dBm)		Measured 1g SAR (W/kg)	Reported SAR(W/kg)	Note	Plot No.
							Tune up limit	Measured				
802.11n HT40	Tablet	Rear	6	2437	0	0	18.5	18.3	0.056	0.058		
		Edge 1	6	2437	0	0	18.5	18.3	0.360	0.377		
		Edge 1	1	2412	0	0	16.0	15.2	0.299	0.359		
		Edge 1	11	2462	0	0	16.0	15.5	0.307	0.344		
		Edge 1	6	2437	0	0	18.5	18.3	0.454	0.475	2	2

Note(s):

- 1 The SKU2 single chain power was above SKU1 in HT40, so we only perform SAR test in HT40 of SKU2.
- 2 Ant 1 was performed the SAR testing. Ant 2 was performed the spot check of SAR only.



Wi-Fi (5GHz Band)\_SKU1:

Mode	Test Mode	Test Position	Channel	Freq. (MHz)	Chain	Dist. (mm)	Power (dBm)		Measured 1g SAR (W/kg)	Reported SAR(W/kg)	Note	Plot No.
							Tune up limit	Measured				
802.11a	Tablet Mode	Rear	40	5200	0	0	15.0	15.0	0.049	0.049		
					1	0	15.0	14.5	0.017	0.019		
			52	5260	0	0	16.5	16.5	0.060	0.060		
					1	0	16.5	16.1	0.027	0.029		
			116	5580	0	0	16.5	16.5	0.053	0.053		
					1	0	16.5	16.0	0.035	0.039		
		149	5745	0	0	16.5	16.5	0.051	0.051			
				1	0	16.5	16.0	0.029	0.033			
		Edge 1	40	5200	0	0	15.0	15.0	0.918	0.918		
					1	0	15.0	14.5	0.314	0.352		
			48	5240	0	0	15.0	15.0	0.839	0.839	1	
					1	0	15.0	14.3	0.100	0.117	1	
			52	5260	0	0	16.5	16.5	0.986	0.986		
					1	0	16.5	16.1	0.325	0.356		
60	5300		0	0	12.0	11.8	1.090	1.141	1	4		
			1	0	12.0	11.5	0.302	0.339	1	4		
116	5580	0	0	16.5	16.5	0.707	0.707					
		1	0	16.5	16.0	0.332	0.373					
149	5745	0	0	16.5	16.5	0.346	0.346					
		1	0	16.5	16.0	0.332	0.373					
802.11n HT20	Edge 1	40	5200	0	0	15.0	14.9	1.090	1.115		3	
				1	0	15.0	14.5	0.352	0.395		3	
		48	5240	0	0	15.0	14.7	0.944	1.012	1		
				1	0	15.0	14.2	0.310	0.373	1		
		52	5260	0	0	16.5	16.5	0.918	0.918			
				1	0	16.5	16.1	0.286	0.314			
		60	5300	0	0	12.5	12.3	0.962	1.007	1		
				1	0	12.5	11.9	0.271	0.311	1		
		104	5520	0	0	16.5	16.5	0.872	0.872		5	
				1	0	16.5	16.1	0.461	0.505		5	
		108	5540	0	0	16.5	16.4	0.770	0.788	1		
				1	0	16.5	15.9	0.365	0.419	1		
149	5745	0	0	16.5	16.3	0.413	0.432		6			
		1	0	16.5	16.1	0.385	0.422		6			

Note(s):

1. Testing of other required channels within the operating mode of a frequency band is required when the reported 1-g SAR for the mid-band or highest output power channel.  $\geq 0.8$  W/kg and transmission band  $\leq 100$  MHz (Per KDB 447498 D01 v05r02 section 4.3.3)



Mode	Test Mode	Test Position	Channel	Freq. (MHz)	Chain	Dist. (mm)	Power (dBm)		Measured 1g SAR (W/kg)	Reported SAR(W/kg)	Note	Plot No.
							Tune up limit	Measured				
802.11ac VHT20	Tablet	Edge 1	40	5200	0	0	15.0	15.0	1.030	1.030		
					1	0	15.0	14.4	0.413	0.474		
			48	5240	0	0	15.0	14.8	1.050	1.099	1	
					1	0	15.0	14.2	0.103	0.124	1	
			52	5260	0	0	16.5	16.5	0.872	0.872		
					1	0	16.5	16.0	0.332	0.373		
			60	5300	0	0	12.5	12.3	1.030	1.079	1	
					1	0	12.5	11.9	0.302	0.347	1	
			112	5560	0	0	16.5	16.5	0.710	0.710		
					1	0	16.5	16.0	0.354	0.397		
			149	5745	0	0	16.5	16.5	0.405	0.405		
					1	0	16.5	16.1	0.381	0.418		
802.11n HT40	Tablet	Edge 1	54	5270	0	0	16.0	15.8	0.922	0.965		
					1	0	16.0	15.2	0.344	0.414		
			62	5310	0	0	12.0	12.0	0.778	0.778	1	
					1	0	12.0	11.8	0.243	0.254	1	
802.11ac VHT80	Tablet	Edge 1	58	5290	0	0	11.0	10.6	0.824	0.903		
					1	0	11.0	10.2	0.276	0.332		
802.11a	Tablet	Edge 1	60	5300	0	0	12.0	11.8	1.040	1.089	2	
					1	0	12.0	11.5	0.332	0.373	2	
802.11a	Tablet	Edge 1	52	5260	0	0	16.5	16.5	1.010	1.010	2	
					1	0	16.5	16.1	0.338	0.371	2	
802.11a	NB	Edge 1	60	5300	0	0	12.0	11.8	1.090	1.141	3	
					1	0	12.0	11.5	0.352	0.395	3	

Note(s):

- Testing of other required channels within the operating mode of a frequency band is required when the reported 1-g SAR for the mid-band or highest output power channel.  $\geq 0.8$  W/kg and transmission band  $\leq 100$  MHz (Per KDB 447498 D01 v05r02 section 4.3.3)
- Ant 1 was performed the SAR testing. Ant 2 was performed the spot check of SAR only.
- Repeated measurements are required only when the measured SAR is  $\geq 0.80$  W/kg. If the measured SAR values are  $< 1.45$  W/kg with  $\leq 20\%$  variation, only one repeated measurement is required to reaffirm that the results are not expected to have substantial variations, which may introduce significant compliance concerns. (Per KDB 865664 D01 SAR measurement 100 MHz to 6 GHz v01r03)
  - For chain 0, Original SAR = 1.09 W/kg, therefore two times repeat SAR is required.
  - For chain 0, Repeat SAR = 1.09 W/kg  $< 1.45$ W/kg
  - For chain 0, SAR variation= 0  $< 20\%$
  - For chain 1, Original SAR = 0.302 W/kg, therefore two times repeat SAR is required.
  - For chain 1, Repeat SAR = 0.352 W/kg  $< 1.45$ W/kg
  - For chain 1, SAR variation= 16.5  $< 20\%$
- We need to choose the channel it has the highest power for each band under 802.11 a/802.11n HT20/802.11ac VHT20 to test. Then we choose the channel(band) which is the worst case in 5G testing from these three result, and use it to perform 802.11n HT40 and 802.11ac VHT80.



Wi-Fi (5GHz Band)\_SKU2:

Mode	Test Mode	Test Position	Channel	Freq. (MHz)	Chain	Dist. (mm)	Power (dBm)		Measured 1g SAR (W/kg)	Reported SAR(W/kg)	Note	Plot No.
							Tune up limit	Measured				
802.11a	Tablet	Rear	48	5240	0	0	17.0	16.9	0.069	0.071		
			52	5260	0	0	17.0	17.0	0.096	0.096		
			116	5580	0	0	17.0	16.9	0.066	0.068		
			153	5765	0	0	17.0	17.0	0.048	0.048		
802.11a		Edge 1	48	5240	0	0	17.0	16.9	1.010	1.034		
			40	5200	0	0	17.0	16.8	1.050	1.099	1	7
			52	5260	0	0	17.0	17.0	1.130	1.130		8
			60	5300	0	0	17.0	16.9	1.060	1.085	1	
			116	5580	0	0	17.0	16.9	1.090	1.115		9
			108	5540	0	0	17.0	16.8	1.050	1.099	1	
802.11n HT20		Edge 1	153	5765	0	0	17.0	17.0	0.380	0.380		10
			48	5240	0	0	17.0	17.0	0.826	0.826		
	40		5200	0	0	17.0	16.9	0.855	0.875	1		
	52		5260	0	0	17.0	17.0	1.030	1.030			
	60		5300	0	0	17.0	17.0	1.110	1.110	1		
	108		5540	0	0	17.0	17.0	0.793	0.793			
802.11ac VHT20	Edge 1	153	5765	0	0	17.0	17.0	0.277	0.277			
		48	5240	0	0	17.0	17.0	1.090	1.090			
		40	5200	0	0	17.0	16.9	1.050	1.074	1		
		52	5260	0	0	17.0	17.0	0.902	0.902			
		60	5300	0	0	17.0	16.9	0.907	0.928	1		
		108	5540	0	0	17.0	17.0	0.761	0.761			
802.11n HT40	Edge 1	153	5765	0	0	17.0	16.8	0.346	0.362			
		54	5270	0	0	16.0	15.9	0.798	0.817			
62		5310	0	0	14.5	14.4	0.834	0.850	1			
802.11ac VHT80		58	5290	0	0	16.0	15.0	0.698	0.879			
		802.11a	52	5260	0	0	17.0	17.0	0.945	0.945	2	
52			5260	0	0	17.0	17.0	1.190	1.190	3		

Note(s):

1. Testing of other required channels within the operating mode of a frequency band is required when the reported 1-g SAR for the mid-band or highest output power channel.  $\geq 0.8$  W/kg and transmission band  $\leq 100$  MHz (Per KDB 447498 D01 v05r02 section 4.3.3)
2. Ant 1 was performed the SAR testing. Ant 2 was performed the spot check of SAR only.
3. Repeated measurements are required only when the measured SAR is  $\geq 0.80$  W/kg. If the measured SAR values are  $< 1.45$  W/kg with  $\leq 20\%$  variation, only one repeated measurement is required to reaffirm that the results are not expected to have substantial variations, which may introduce significant compliance concerns. (Per KDB 865664 D01 SAR measurement 100 MHz to 6 GHz v01r03)
  - 3.1 Original SAR = 1.13 W/kg, therefore two times repeat SAR is required.
  - 3.2 Repeat SAR = 1.19 W/kg  $< 1.45$ W/kg
  - 3.3 SAR variation= 5.3 %  $< 20\%$
4. We need to choose the channel it has the highest power for each band under 802.11 a/802.11n HT20/802.11ac VHT20 to test. Then we choose the channel(band) which is the worst case in 5G testing from these three result, and use it to perform 802.11n HT40 and 802.11ac VHT80.



**Bluetooth:**

Mode	Test Mode	Test Position	Channel	Freq. (MHz)	Chain	Dist. (mm)	Power (dBm)		Measured 1g SAR (W/kg)	Reported SAR(W/kg)	Note
							Tune up limit	Measured			
DH5	Tablet	Rear	0	2402	0	0	11.0	10.1	0.007	0.009	
		Edge1	0	2402	0	0	11.0	10.1	0.039	0.048	

**Note(s):**

1. The SKU2 Bluetooth power was same SKU1, so we only perform SAR test of SKU1.





## 15 Simultaneous Transmission SAR Analysis

KDB 447498 D01 General RF Exposure Guidance v05, introduces a new formula for calculating the SAR to Peak Location Ratio (SPLSR) between pairs of simultaneously transmitting antennas:

$$SPLSR = (SAR_1 + SAR_2)^{1.5} / R_i$$

Where:

**SAR<sub>1</sub>** is the highest Reported or estimated SAR for the first of a pair of simultaneous transmitting antennas, in a specific test operating mode and exposure condition

**SAR<sub>2</sub>** is the highest Reported or estimated SAR for the second of a pair of simultaneous transmitting antennas, in the same test operating mode and exposure condition as the first

**R<sub>i</sub>** is the separation distance between the pair of simultaneous transmitting antennas. When the SAR is measured, for both antennas in the pair, it is determined by the actual x, y and z coordinates in the 1-g SAR for each SAR peak location, based on the extrapolated and interpolated result in the zoom scan measurement, using the formula of  $[(x_1-x_2)^2 + (y_1-y_2)^2 + (z_1-z_2)^2]$

A new threshold of 0.04 is also introduced in the draft KDB. Thus, in order for a pair of simultaneous transmitting antennas with the sum of 1-g SAR > 1.6 W/kg to qualify for exemption from Simultaneous Transmission SAR measurements, it has to satisfy the condition of:

$$(SAR_1 + SAR_2)^{1.5} / R_i < 0.04$$



### 15.1 Estimated SAR for Simultaneous Transmission SAR Analysis

#### Considerations for SAR estimation

- When standalone SAR test exclusion applies, standalone SAR must also be estimated to determine simultaneous transmission SAR test exclusion.
- Dedicated Host Approach criteria for SAR test exclusion is likewise applied to SAR estimation, with certain distinctions between test exclusion and SAR estimation:
  - When the separation distance from the antenna to an adjacent edge is ≤ 5 mm, a distance of 5 mm is applied for SAR estimation; this is the same between test exclusion and SAR estimation calculations.
  - When the separation distance from the antenna to an adjacent edge is > 5 mm but ≤ 50 mm, the actual antenna-to-edge separation distance is applied for SAR estimation.
  - When the minimum test separation distance is > 50 mm, the estimated SAR value is 0.4 W/kg

#### 15.1.1 Estimated SAR for Bluetooth

According to section 9, the Bluetooth must be estimated according to following to determine simultaneous transmission SAR test exclusion:

- $(max. \text{ power of channel, including tune-up tolerance, mW}) / (min. \text{ test separation distance, mm}) \cdot [v_{f(GHz)} / x]$  W/kg for test separation distances ≤ 50 mm; where x = 7.5 for 1-g SAR, and x = 18.75 for 10-g SAR.
- 0.4 W/kg for 1-g SAR and 1.0 W/kg for 10-g SAR, when the test separation distances is > 50 mm.

Tablet Mode\_SKU1

Antenna	Band	Frequency (MHz)	Output Power		Separation Distances(mm)					Estimated 1-g SAR (W/Kg)				
			dBm	mW	Rear	Edge1	Edge2	Edge3	Edge4	Rear	Edge1	Edge2	Edge3	Edge4
Wi-Fi Aux	2.4GHz	2412	23.5	224	18.8	4.0	80.0	240.0	266.0	Measure	Measure	0.400	0.400	0.400
	5.2GHz	5260	18.0	63	18.8	4.0	80.0	240.0	266.0	Measure	Measure	0.400	0.400	0.400
	5.3GHz	5280	19.5	89	18.8	4.0	80.0	240.0	266.0	Measure	Measure	0.400	0.400	0.400
	5.5GHz	5520	19.5	89	18.8	4.0	80.0	240.0	266.0	Measure	Measure	0.400	0.400	0.400
	5.8GHz	5745	19.5	89	18.8	4.0	80.0	240.0	266.0	Measure	Measure	0.400	0.400	0.400
Wi-Fi Main	Bluetooth	2402	11	13	18.8	4.0	256.0	240.0	90.0	Measure	Measure	0.400	0.400	0.400

Tablet Mode\_SKU2

Antenna	Band	Frequency (MHz)	Output Power		Separation Distances(mm)					Estimated 1-g SAR (W/Kg)				
			dBm	mW	Rear	Edge1	Edge2	Edge3	Edge4	Rear	Edge1	Edge2	Edge3	Edge4
Wi-Fi Main	2.4GHz	2412	20.5	112	18.8	4.0	256.0	240.0	90.0	Measure	Measure	0.400	0.400	0.400
	5.2GHz	5260	17.0	50	18.8	4.0	256.0	240.0	90.0	Measure	Measure	0.400	0.400	0.400
	5.3GHz	5280	17.0	50	18.8	4.0	256.0	240.0	90.0	Measure	Measure	0.400	0.400	0.400
	5.5GHz	5520	17.0	50	18.8	4.0	256.0	240.0	90.0	Measure	Measure	0.400	0.400	0.400
	5.8GHz	5745	17.0	50	18.8	4.0	256.0	240.0	90.0	Measure	Measure	0.400	0.400	0.400
	Bluetooth	2402	11	13	18.8	4.0	256.0	240.0	90.0	Measure	Measure	0.400	0.400	0.400



### 15.2 Sum of the SAR for Simultaneous Transmission Analysis

#### 15.2.1 Sum of the SAR for Wi-Fi & Bluetooth

SKU1

Band	Test Position	Simultaneous Transmission Scenario			Σ 1-g SAR (W/kg)	SPLSR (Yes/No)
		Wi-Fi Main	Wi-Fi Aux	Bluetooth		
5.2GHz	Rear	0.049	0.019	0.009	0.077	No
	Edge 1	1.115	0.395	0.048	1.558	No
5.3GHz	Rear	0.060	0.029	0.009	0.098	No
	Edge 1	1.141	0.395	0.048	1.584	No
5.5GHz	Rear	0.053	0.039	0.009	0.101	No
	Edge 1	0.872	0.505	0.048	1.425	No
5.8GHz	Rear	0.051	0.033	0.009	0.093	No
	Edge 1	0.432	0.422	0.048	0.902	No

Note(s):

- As the Sum of the SAR is not greater than 1.6W/Kg, so SPLSR is not required.

SKU2

Band	Test Position	Simultaneous Transmission Scenario		Σ 1-g SAR (W/kg)	SPLSR (Yes/No)
		Wi-Fi Main	Bluetooth		
5.2GHz	Rear	0.071	0.009	0.080	No
	Edge 1	1.099	0.048	1.147	No
5.3GHz	Rear	0.096	0.009	0.105	No
	Edge 1	1.190	0.048	1.238	No
5.5GHz	Rear	0.068	0.009	0.077	No
	Edge 1	1.115	0.048	1.163	No
5.8GHz	Rear	0.048	0.009	0.057	No
	Edge 1	0.380	0.048	0.428	No

Note(s):

- As the Sum of the SAR is not greater than 1.6W/Kg, so SPLSR is not required.



### 15.2.2 Sum of the SAR for Wi-Fi MIMO

Band	Test Position	Simultaneous Transmission Scenario		$\Sigma$ 1-g SAR (W/kg)	SPLSR (Yes/No)
		Wi-Fi Main	Wi-Fi Aux		
2.4GHz	Rear	0.113	0.095	0.208	No
	Edge 1	0.693	0.357	1.050	No
5.2GHz	Rear	0.049	0.019	0.068	No
	Edge 1	1.115	0.395	1.510	No
5.3GHz	Rear	0.060	0.029	0.089	No
	Edge 1	1.141	0.395	1.536	No
5.5GHz	Rear	0.053	0.039	0.092	No
	Edge 1	0.872	0.505	1.377	No
5.8GHz	Rear	0.051	0.033	0.084	No
	Edge 1	0.432	0.422	0.854	No

**Note(s):**

As the Sum of the SAR is not greater than 1.6W/Kg, so SPLSR is not required.



## 16 Equipment List & Calibration Status

Name of Equipment	Manufacturer	Type/Model	Serial Number	Calibration Cycle(year)	Calibration Due
S-Parameter Network Analyzer	Agilent	E5071C	MY46213916	1	2015/6/25
Electronic Probe kit	Hewlett Packard	85070D	N/A	N/A	N/A
Power Meter	Agilent	4416	GB41291611	1	2015/9/4
Power Sensor	Agilent	8481H	MY41091956	1	2015/9/4
Data Acquisition Electronics (DAE)	SPEAG	DAE4	558	1	2015/7/21
Dosimetric E-Field Probe	SPEAG	EX3DV4	3554	1	2015/9/23
2450 MHz System Validation Dipole	SPEAG	D2450V2	728	1	2015/5/19
5GHz System Validation Dipole	SPEAG	D5GHzV2	1004	1	2015/11/19
Robot	Staubli	RX90L	F02/5T69A1/A/01	N/A	N/A
Amplifier	Mini-Circuit	ZVE-8G	665500309	N/A	N/A
Amplifier	Mini-Circuit	ZHL-1724HLN	D072602#2	N/A	N/A



## 17 Facilities

All measurement facilities used to collect the measurement data are located at

- No. 81-1, Lane 210, Bade Rd. 2, Luchu Hsiang, Taoyuan Hsien, Taiwan, R.O.C.
- No.11, Wugong 6th Rd., Wugu Dist., New Taipei City 24891, Taiwan. (R.O.C.)
- No. 199, Chunghsen Road, Hsintien City, Taipei Hsien, Taiwan, R.O.C.

## 18 Reference

- [1] Federal Communications Commission, \Report and order: Guidelines for evaluating the environmental effects of radiofrequency radiation", Tech. Rep. FCC 96-326, FCC, Washington, D.C. 20554, 1996.
- [2] David L. Means Kwok Chan, Robert F. Cleveland, \Evaluating compliance with FCC guidelines for human exposure to radiofrequency electromagnetic fields", Tech. Rep., Federal Communication Commission, Office of Engineering & Technology, Washington, DC, 1997.
- [3] Thomas Schmid, Oliver Egger, and Niels Kuster, \Automated E-field scanning system for dosimetric assessments", IEEE Transactions on Microwave Theory and Techniques, vol. 44, pp. 105{113, Jan. 1996.
- [4] Niels Kuster, Ralph Kastle, and Thomas Schmid, \Dosimetric evaluation of mobile communications equipment with known precision", IEEE Transactions on Communications, vol. E80-B, no. 5, pp. 645{652, May 1997.
- [5] CENELEC, \Considerations for evaluating of human exposure to electromagnetic fields (EMFs) from mobile telecommunication equipment (MTE) in the frequency range 30MHz - 6GHz", Tech. Rep., CENELEC, European Committee for Electrotechnical Standardization, Brussels, 1997.
- [6] ANSI, ANSI/IEEE C95.1-1992: IEEE Standard for Safety Levels with Respect to Human Exposure to Radio Frequency Electromagnetic Fields, 3 kHz to 300 GHz, The Institute of Electrical and Electronics Engineers, Inc., New York, NY 10017, 1992.
- [7] Katja Pokovic, Thomas Schmid, and Niels Kuster, \Robust setup for precise calibration of E-field probes in tissue simulating liquids at mobile communications frequencies", in ICECOM '97, Dubrovnik, October 15{17, 1997, pp. 120{124.
- [8] Katja Pokovic, Thomas Schmid, and Niels Kuster, \E-field probe with improved isotropy in brain simulating liquids", in Proceedings of the ELMAR, Zadar, Croatia, 23{25 June, 1996, pp. 172{175.
- [9] Volker Hombach, Klaus Meier, Michael Burkhardt, Eberhard K. uhn, and Niels Kuster, \The dependence of EM energy absorption upon human head modeling at 900 MHz", IEEE Transactions on Microwave Theory and Techniques, vol. 44, no. 10, pp. 1865{1873, Oct. 1996.
- [10] Klaus Meier, Ralf Kastle, Volker Hombach, Roger Tay, and Niels Kuster, \The dependence of EM energy absorption upon human head modeling at 1800 MHz", IEEE Transactions on Microwave Theory and Techniques, Oct. 1997, in press.
- [11] W. Gander, Computermathematik, Birkhaeuser, Basel, 1992.
- [12] W. H. Press, S. A. Teukolsky, W. T. Vetterling, and B. P. Flannery, Numerical Recipes in C, The Art of Scientific Computing, Second Edition, Cambridge University Press, 1992..Dosimetric Evaluation of Sample device, month 1998 9
- [13] NIS81 NAMAS, \The treatment of uncertainty in EMC measurement", Tech. Rep., NAMAS Executive, National Physical Laboratory, Teddington, Middlesex, England, 1994.
- [14] Barry N. Taylor and Christ E. Kuyatt, \Guidelines for evaluating and expressing the uncertainty of NIST measurement results", Tech. Rep., National Institute of Standards and Technology, 1994. Dosimetric Evaluation of Sample device, month 1998 10



## 19 Attachments

Exhibit	Content
1	System Performance Check Plots
2	SAR test plots for Wi-Fi
3	SAR Equipment calibration report.
4	T150410W02-SF PHOTOS

**END OF REPORT**