



# FCC SAR Test Report


## <Photographs of EUT>




**EUT – Front View**




**EUT – Rear View**




**ANT-0 – Front View**






**ANT-0 – Rear View**



**ANT-1 – Front View**



**ANT-1 – Rear View**

**FCC SAR Test Report****<Photographs of SAR Setup>****Front Face of EUT with 1.0 cm Gap****Rear Face of EUT with 1.0 cm Gap****Left Side of EUT with 1.0 cm Gap****Right Side of EUT with 1.0 cm Gap****Top Side of EUT with 1.0 cm Gap****Bottom Side of EUT with 1.0 cm Gap**

**Note:** The separation distance between these two antennas is 3 cm.