



## PHOTOGRAPHS OF THE TEST CONFIGURATION



RADIATED EMISSION TEST (Below 1GHz)


With 50ohm terminator on antenna port








# RADIATED EMISSION TEST (Above 1GHz) With 50ohm terminator on antenna port








# RADIATED EMISSION TEST (Above 1GHz) With Integrated PCB antenna on antenna port







# RADIATED EMISSION TEST (Above 1GHz) With PIFA antenna on antenna port








# RADIATED EMISSION TEST (Above 1GHz) With MONOPOLE antenna on antenna port





# RADIATED EMISSION TEST (Above 1GHz) With Dipole antenna on antenna port

