

**#17 802.11b\_Horizontal Up\_2cm\_Ch11\_EBJ Main**

**DUT: 121516**

Communication System: 802.11b ; Frequency: 2462 MHz;Duty Cycle: 1:1

Medium: MSL\_2450\_110330 Medium parameters used:  $f = 2462$  MHz;  $\sigma = 1.98$  mho/m;  $\epsilon_r = 51.5$ ;  $\rho = 1000$

kg/m<sup>3</sup>

Ambient Temperature : 22.4 ; Liquid Temperature : 21.3

DASY5 Configuration:

- Probe: ET3DV6 - SN1788; ConvF(4.04, 4.04, 4.04); Calibrated: 2010/9/21

- Sensor-Surface: 4mm (Mechanical Surface Detection)

- Electronics: DAE4 Sn778; Calibrated: 2010/10/22

- Phantom: SAM-Back; Type: QD 000 P40 C; Serial: TP-1383

- Measurement SW: DASY5, V5.0 Build 125; SEMCAD X Version 13.4 Build 125

**Ch11/Area Scan (41x41x1):** Measurement grid: dx=20mm, dy=20mm

Maximum value of SAR (interpolated) = 0.055 mW/g

**Ch11/Zoom Scan (5x5x7)/Cube 0:** Measurement grid: dx=8mm, dy=8mm, dz=5mm

Reference Value = 5.57 V/m; Power Drift = -0.185 dB

Peak SAR (extrapolated) = 0.110 W/kg

**SAR(1 g) = 0.052 mW/g; SAR(10 g) = 0.030 mW/g**

Maximum value of SAR (measured) = 0.055 mW/g

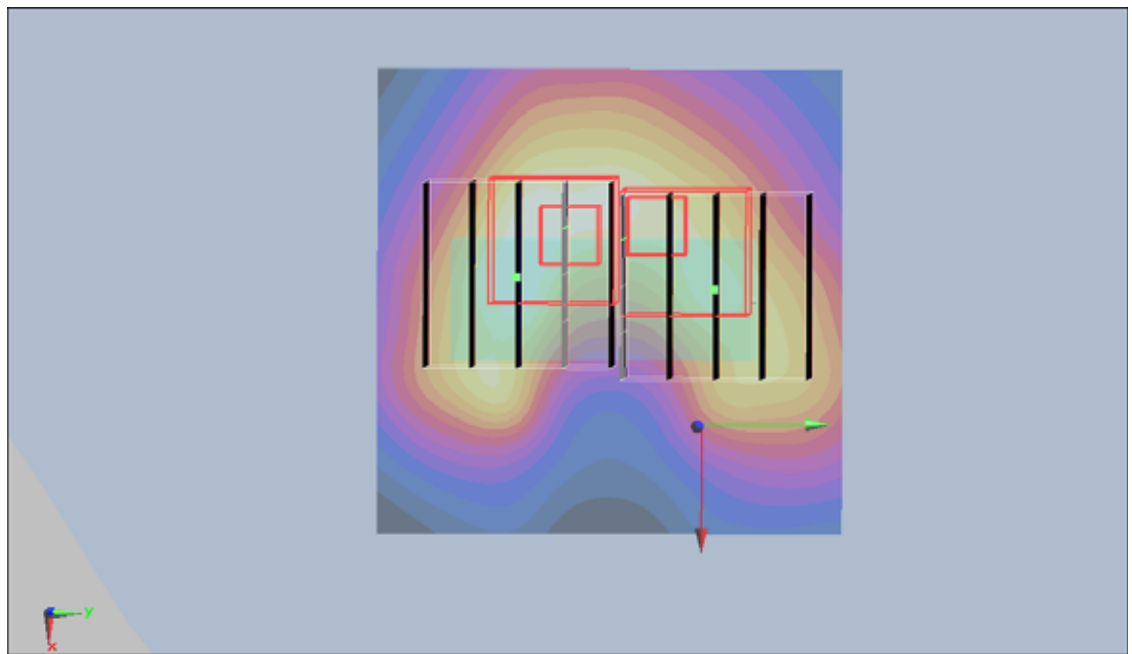
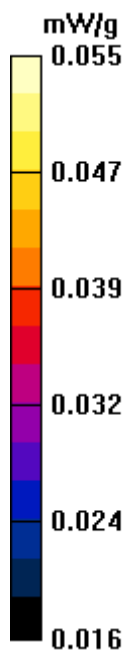
**Ch11/Zoom Scan (5x5x7)/Cube 1:** Measurement grid: dx=8mm, dy=8mm, dz=5mm

Reference Value = 5.57 V/m; Power Drift = -0.185 dB

Peak SAR (extrapolated) = 0.105 W/kg

**SAR(1 g) = 0.049 mW/g; SAR(10 g) = 0.027 mW/g**

Maximum value of SAR (measured) = 0.051 mW/g



#17 802.11b\_Horizontal Up\_2cm\_Ch11\_EBJ Main\_2D

DUT: 121516

Communication System: 802.11b ; Frequency: 2462 MHz;Duty Cycle: 1:1

Medium: MSL\_2450\_110330 Medium parameters used:  $f = 2462$  MHz;  $\sigma = 1.98$  mho/m;  $\epsilon_r = 51.5$ ;  $\rho = 1000$  kg/m<sup>3</sup>

Ambient Temperature : 22.4 ; Liquid Temperature : 21.3

DASY5 Configuration:

- Probe: ET3DV6 - SN1788; ConvF(4.04, 4.04, 4.04); Calibrated: 2010/9/21
- Sensor-Surface: 4mm (Mechanical Surface Detection)
- Electronics: DAE4 Sn778; Calibrated: 2010/10/22
- Phantom: SAM-Back; Type: QD 000 P40 C; Serial: TP-1383
- Measurement SW: DASY5, V5.0 Build 125; SEMCAD X Version 13.4 Build 125

**Ch11/Area Scan (41x41x1):** Measurement grid: dx=20mm, dy=20mm

Maximum value of SAR (interpolated) = 0.055 mW/g

**Ch11/Zoom Scan (5x5x7)/Cube 0:** Measurement grid: dx=8mm, dy=8mm, dz=5mm

Reference Value = 5.57 V/m; Power Drift = -0.185 dB

Peak SAR (extrapolated) = 0.110 W/kg

**SAR(1 g) = 0.052 mW/g; SAR(10 g) = 0.030 mW/g**

Maximum value of SAR (measured) = 0.055 mW/g

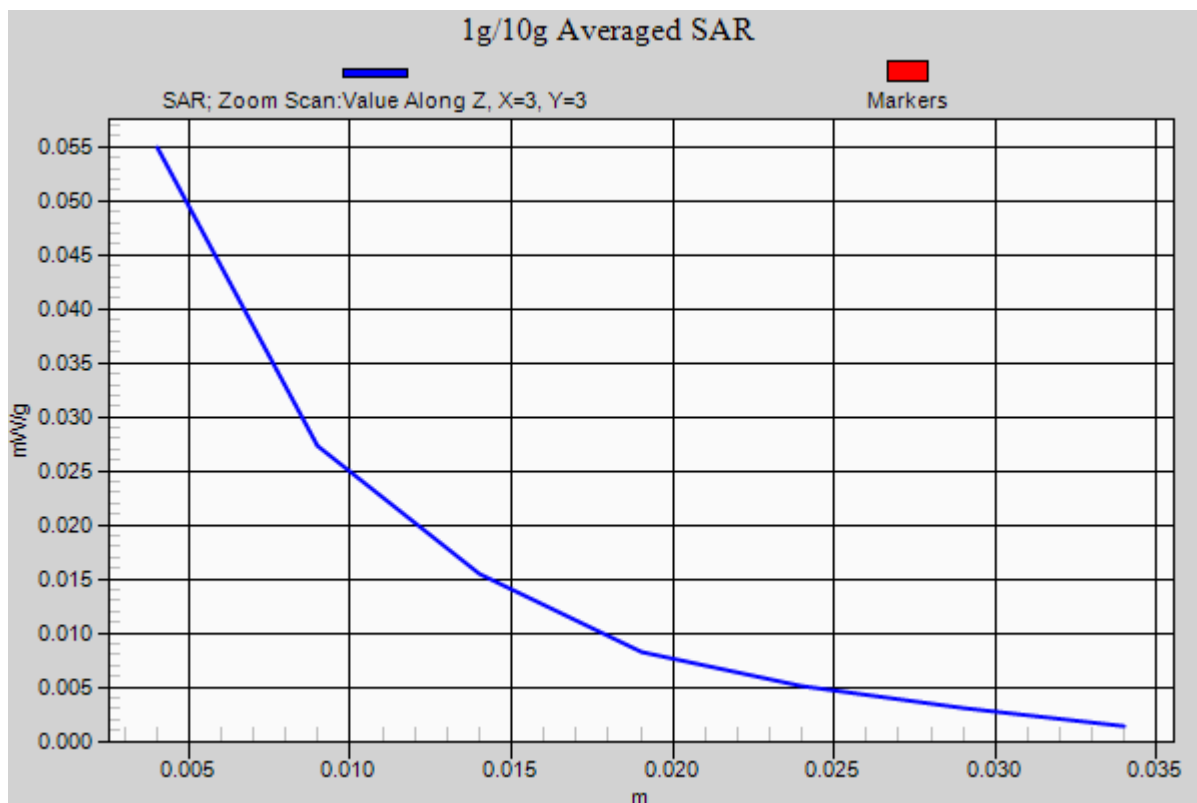
**Ch11/Zoom Scan (5x5x7)/Cube 1:** Measurement grid: dx=8mm, dy=8mm, dz=5mm

Reference Value = 5.57 V/m; Power Drift = -0.185 dB

Peak SAR (extrapolated) = 0.105 W/kg

**SAR(1 g) = 0.049 mW/g; SAR(10 g) = 0.027 mW/g**

Maximum value of SAR (measured) = 0.051 mW/g



**#18 802.11b\_Horizontal Down\_2cm\_Ch11\_EBJ Main**

**DUT: 121516**

Communication System: 802.11b ; Frequency: 2462 MHz;Duty Cycle: 1:1

Medium: MSL\_2450\_110330 Medium parameters used:  $f = 2462$  MHz;  $\sigma = 1.98$  mho/m;  $\epsilon_r = 51.5$ ;  $\rho = 1000$

kg/m<sup>3</sup>

Ambient Temperature : 22.5 ; Liquid Temperature : 21.3

DASY5 Configuration:

- Probe: ET3DV6 - SN1788; ConvF(4.04, 4.04, 4.04); Calibrated: 2010/9/21

- Sensor-Surface: 4mm (Mechanical Surface Detection)

- Electronics: DAE4 Sn778; Calibrated: 2010/10/22

- Phantom: SAM-Back; Type: QD 000 P40 C; Serial: TP-1383

- Measurement SW: DASY5, V5.0 Build 125; SEMCAD X Version 13.4 Build 125

**Ch11/Area Scan (41x41x1):** Measurement grid: dx=20mm, dy=20mm

Maximum value of SAR (interpolated) = 0.030 mW/g

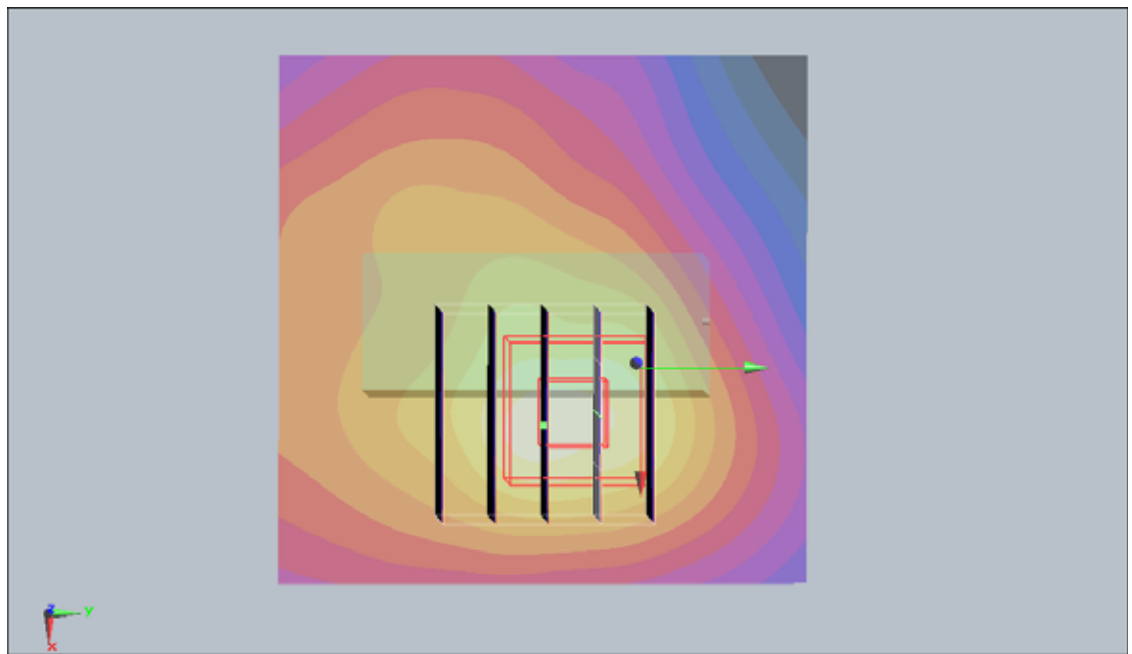
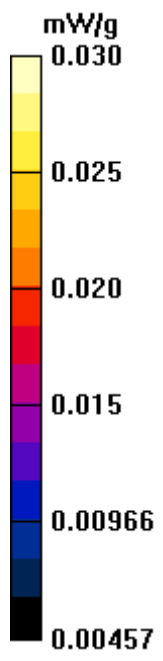
**Ch11/Zoom Scan (5x5x7)/Cube 0:** Measurement grid: dx=8mm, dy=8mm, dz=5mm

Reference Value = 3.21 V/m; Power Drift = 0.018 dB

Peak SAR (extrapolated) = 0.065 W/kg

**SAR(1 g) = 0.030 mW/g; SAR(10 g) = 0.017 mW/g**

Maximum value of SAR (measured) = 0.031 mW/g



**#19 802.11b\_Vertical Up\_2cm\_Ch11\_EBJ Main**

**DUT: 121516**

Communication System: 802.11b ; Frequency: 2462 MHz;Duty Cycle: 1:1

Medium: MSL\_2450\_110330 Medium parameters used:  $f = 2462$  MHz;  $\sigma = 1.98$  mho/m;  $\epsilon_r = 51.5$ ;  $\rho = 1000$

kg/m<sup>3</sup>

Ambient Temperature : 22.4 ; Liquid Temperature : 21.3

DASY5 Configuration:

- Probe: ET3DV6 - SN1788; ConvF(4.04, 4.04, 4.04); Calibrated: 2010/9/21

- Sensor-Surface: 4mm (Mechanical Surface Detection)

- Electronics: DAE4 Sn778; Calibrated: 2010/10/22

- Phantom: SAM-Back; Type: QD 000 P40 C; Serial: TP-1383

- Measurement SW: DASY5, V5.0 Build 125; SEMCAD X Version 13.4 Build 125

**Ch11/Area Scan (41x41x1):** Measurement grid: dx=20mm, dy=20mm

Maximum value of SAR (interpolated) = 0.049 mW/g


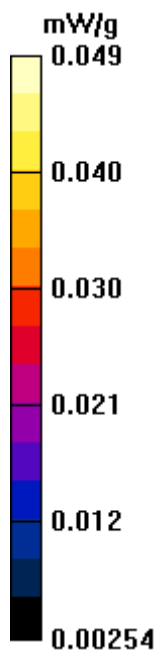
**Ch11/Zoom Scan (5x5x7)/Cube 0:** Measurement grid: dx=8mm, dy=8mm, dz=5mm

Reference Value = 4.41 V/m; Power Drift = 0.039 dB

Peak SAR (extrapolated) = 0.108 W/kg

**SAR(1 g) = 0.049 mW/g; SAR(10 g) = 0.028 mW/g**

Maximum value of SAR (measured) = 0.051 mW/g



**#20 802.11b\_Vertical Down\_2cm\_Ch11\_EBJ Main**

**DUT: 121516**

Communication System: 802.11b ; Frequency: 2462 MHz;Duty Cycle: 1:1

Medium: MSL\_2450\_110330 Medium parameters used:  $f = 2462$  MHz;  $\sigma = 1.98$  mho/m;  $\epsilon_r = 51.5$ ;  $\rho = 1000$

kg/m<sup>3</sup>

Ambient Temperature : 22.5 ; Liquid Temperature : 21.4

DASY5 Configuration:

- Probe: ET3DV6 - SN1788; ConvF(4.04, 4.04, 4.04); Calibrated: 2010/9/21

- Sensor-Surface: 4mm (Mechanical Surface Detection)

- Electronics: DAE4 Sn778; Calibrated: 2010/10/22

- Phantom: SAM-Back; Type: QD 000 P40 C; Serial: TP-1383

- Measurement SW: DASY5, V5.0 Build 125; SEMCAD X Version 13.4 Build 125

**Ch11/Area Scan (41x41x1):** Measurement grid: dx=20mm, dy=20mm

Maximum value of SAR (interpolated) = 0.029 mW/g

**Ch11/Zoom Scan (5x5x7)/Cube 0:** Measurement grid: dx=8mm, dy=8mm, dz=5mm

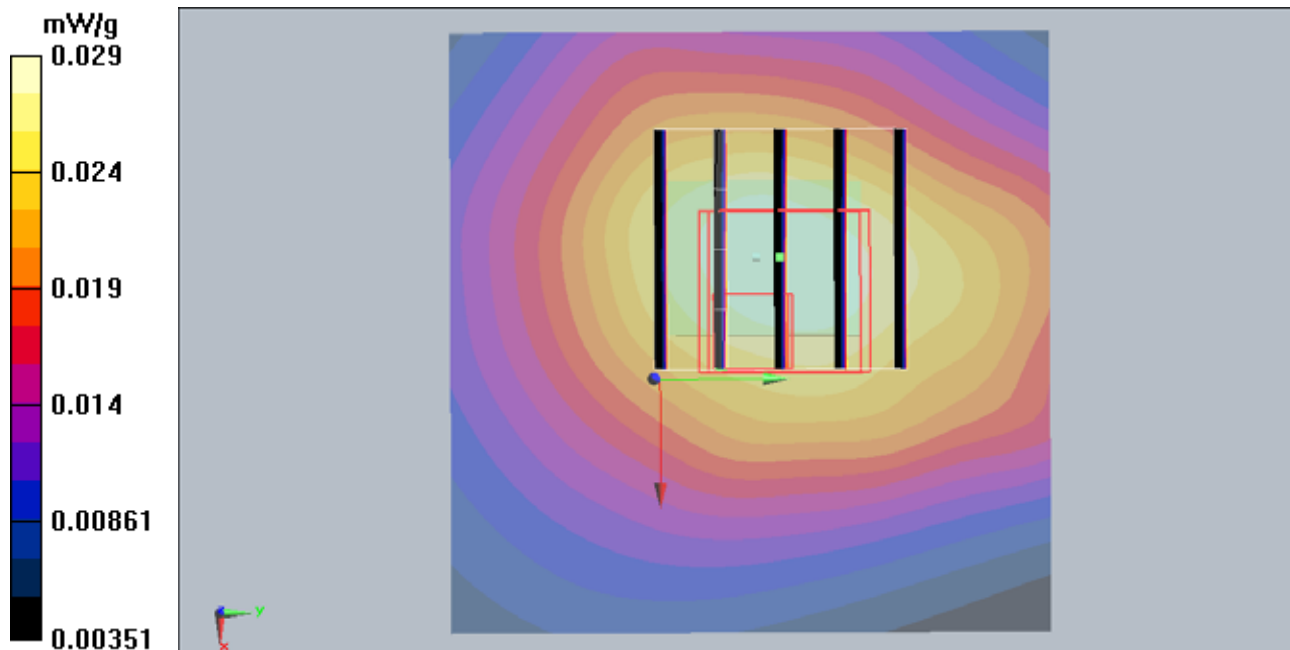
Reference Value = 3.8 V/m; Power Drift = 0.148 dB

Peak SAR (extrapolated) = 0.063 W/kg

**SAR(1 g) = 0.030 mW/g; SAR(10 g) = 0.017 mW/g**

Maximum value of SAR (measured) = 0.035 mW/g





**#01 802.11a\_Horizontal Up\_2cm\_Ch116\_EBJ AUX**

**DUT: 121516**

Communication System: 802.11a; Frequency: 5580 MHz; Duty Cycle: 1:1

Medium: MSL5G\_110329 Medium parameters used:  $f = 5580$  MHz;  $\sigma = 5.63$  mho/m;  $\epsilon_r = 46.9$ ;  $\rho = 1000$

kg/m<sup>3</sup>

Ambient Temperature : 22.5 ; Liquid Temperature : 21.5

DASY5 Configuration:

- Probe: EX3DV4 - SN3731; ConvF(3.2, 3.2, 3.2); Calibrated: 2010/9/20
- Sensor-Surface: 2mm (Mechanical Surface Detection)
- Electronics: DAE4 Sn778; Calibrated: 2010/10/22
- Phantom: ELI 4.0; Type: QDOVA001BA; Serial: 1029
- Measurement SW: DASY5, V5.0 Build 125; SEMCAD X Version 13.4 Build 125

**Ch116/Area Scan (81x81x1):** Measurement grid: dx=10mm, dy=10mm

Maximum value of SAR (interpolated) = 0.511 mW/g


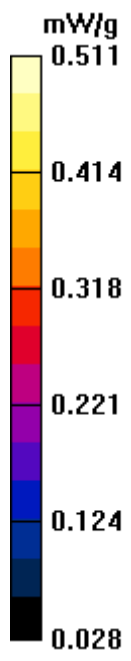
**Ch116/Zoom Scan (8x8x10)/Cube 0:** Measurement grid: dx=4mm, dy=4mm, dz=2.5mm

Reference Value = 6.21 V/m; Power Drift = 0.021 dB

Peak SAR (extrapolated) = 0.707 W/kg

**SAR(1 g) = 0.332 mW/g; SAR(10 g) = 0.161 mW/g**

Maximum value of SAR (measured) = 0.536 mW/g



**#01 802.11a\_Horizontal Up\_2cm\_Ch116\_EBJ AUX\_2D**

**DUT: 121516**

Communication System: 802.11a; Frequency: 5580 MHz; Duty Cycle: 1:1

Medium: MSL5G\_110329 Medium parameters used:  $f = 5580$  MHz;  $\sigma = 5.63$  mho/m;  $\epsilon_r = 46.9$ ;  $\rho = 1000$

kg/m<sup>3</sup>

Ambient Temperature : 22.5 ; Liquid Temperature : 21.5

DASY5 Configuration:

- Probe: EX3DV4 - SN3731; ConvF(3.2, 3.2, 3.2); Calibrated: 2010/9/20
- Sensor-Surface: 2mm (Mechanical Surface Detection)
- Electronics: DAE4 Sn778; Calibrated: 2010/10/22
- Phantom: ELI 4.0; Type: QDOVA001BA; Serial: 1029
- Measurement SW: DASY5, V5.0 Build 125; SEMCAD X Version 13.4 Build 125

**Ch116/Area Scan (81x81x1):** Measurement grid: dx=10mm, dy=10mm

Maximum value of SAR (interpolated) = 0.511 mW/g

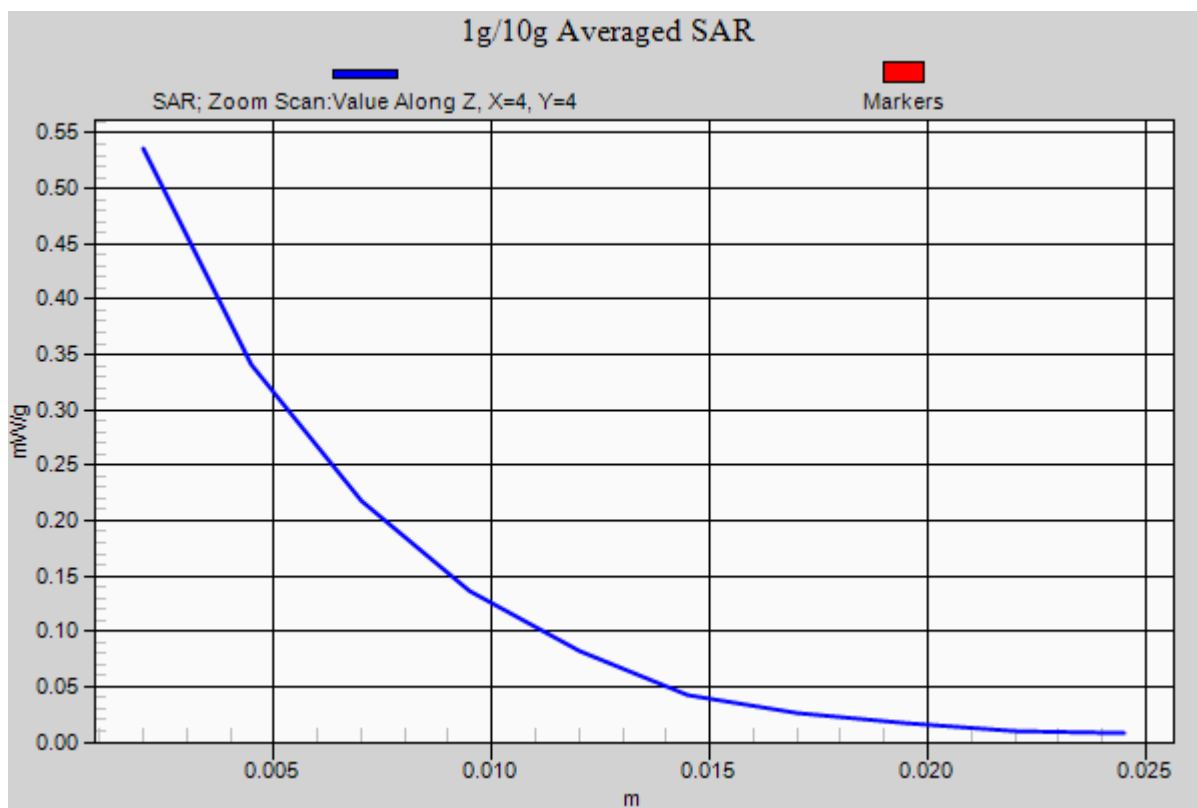
**Ch116/Zoom Scan (8x8x10)/Cube 0:** Measurement grid: dx=4mm, dy=4mm, dz=2.5mm

Reference Value = 6.21 V/m; Power Drift = 0.021 dB

Peak SAR (extrapolated) = 0.707 W/kg

**SAR(1 g) = 0.332 mW/g; SAR(10 g) = 0.161 mW/g**

Maximum value of SAR (measured) = 0.536 mW/g



**#12 802.11a\_Horizontal Down\_2cm\_Ch116\_EBJ AUX**

**DUT: 121516**

Communication System: 802.11a; Frequency: 5580 MHz; Duty Cycle: 1:1

Medium: MSL5G\_110329 Medium parameters used:  $f = 5580$  MHz;  $\sigma = 5.63$  mho/m;  $\epsilon_r = 46.9$ ;  $\rho = 1000$

kg/m<sup>3</sup>

Ambient Temperature : 22.5 ; Liquid Temperature : 21.4

DASY5 Configuration:

- Probe: EX3DV4 - SN3731; ConvF(3.2, 3.2, 3.2); Calibrated: 2010/9/20
- Sensor-Surface: 2mm (Mechanical Surface Detection)
- Electronics: DAE4 Sn778; Calibrated: 2010/10/22
- Phantom: ELI 4.0; Type: QDOVA001BA; Serial: 1029
- Measurement SW: DASY5, V5.0 Build 125; SEMCAD X Version 13.4 Build 125

**Ch116/Area Scan (81x81x1):** Measurement grid: dx=10mm, dy=10mm

Maximum value of SAR (interpolated) = 0.030 mW/g

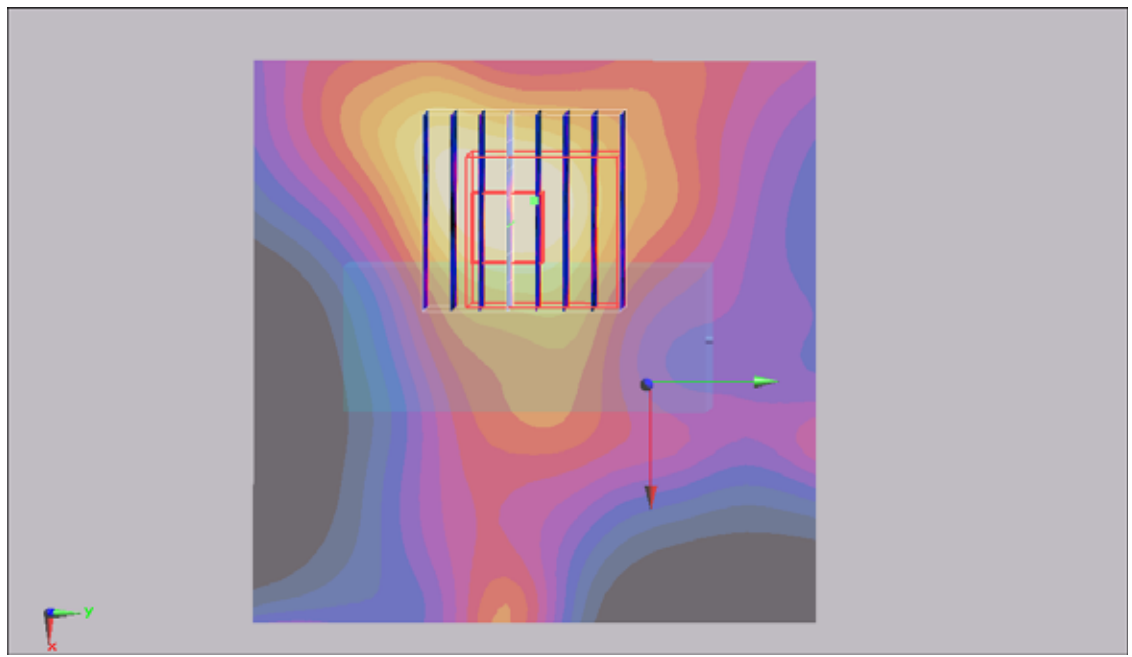
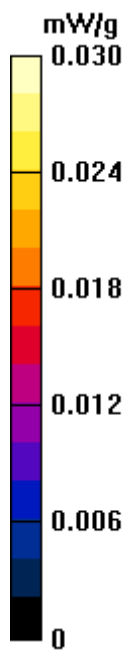
**Ch116/Zoom Scan (8x8x10)/Cube 0:** Measurement grid: dx=4mm, dy=4mm, dz=2.5mm

Reference Value = 1.63 V/m; Power Drift = -0.14 dB

Peak SAR (extrapolated) = 0.062 W/kg

**SAR(1 g) = 0.021 mW/g; SAR(10 g) = 0.00846 mW/g**

Maximum value of SAR (measured) = 0.035 mW/g



**#13 802.11a\_Vertical Up\_2cm\_Ch116\_EBJ AUX**

**DUT: 121516**

Communication System: 802.11a; Frequency: 5580 MHz; Duty Cycle: 1:1

Medium: MSL5G\_110329 Medium parameters used:  $f = 5580$  MHz;  $\sigma = 5.63$  mho/m;  $\epsilon_r = 46.9$ ;  $\rho = 1000$

kg/m<sup>3</sup>

Ambient Temperature : 22.6 ; Liquid Temperature : 21.4

DASY5 Configuration:

- Probe: EX3DV4 - SN3731; ConvF(3.2, 3.2, 3.2); Calibrated: 2010/9/20
- Sensor-Surface: 2mm (Mechanical Surface Detection)
- Electronics: DAE4 Sn778; Calibrated: 2010/10/22
- Phantom: ELI 4.0; Type: QDOVA001BA; Serial: 1029
- Measurement SW: DASY5, V5.0 Build 125; SEMCAD X Version 13.4 Build 125

**Ch116/Area Scan (81x121x1):** Measurement grid: dx=10mm, dy=10mm

Maximum value of SAR (interpolated) = 0.026 mW/g

**Ch116/Zoom Scan (8x8x10)/Cube 1:** Measurement grid: dx=4mm, dy=4mm, dz=2.5mm

Reference Value = 1.22 V/m; Power Drift = -0.156 dB

Peak SAR (extrapolated) = 0.050 W/kg

**SAR(1 g) = 0.014 mW/g; SAR(10 g) = 0.00626 mW/g**

Maximum value of SAR (measured) = 0.028 mW/g

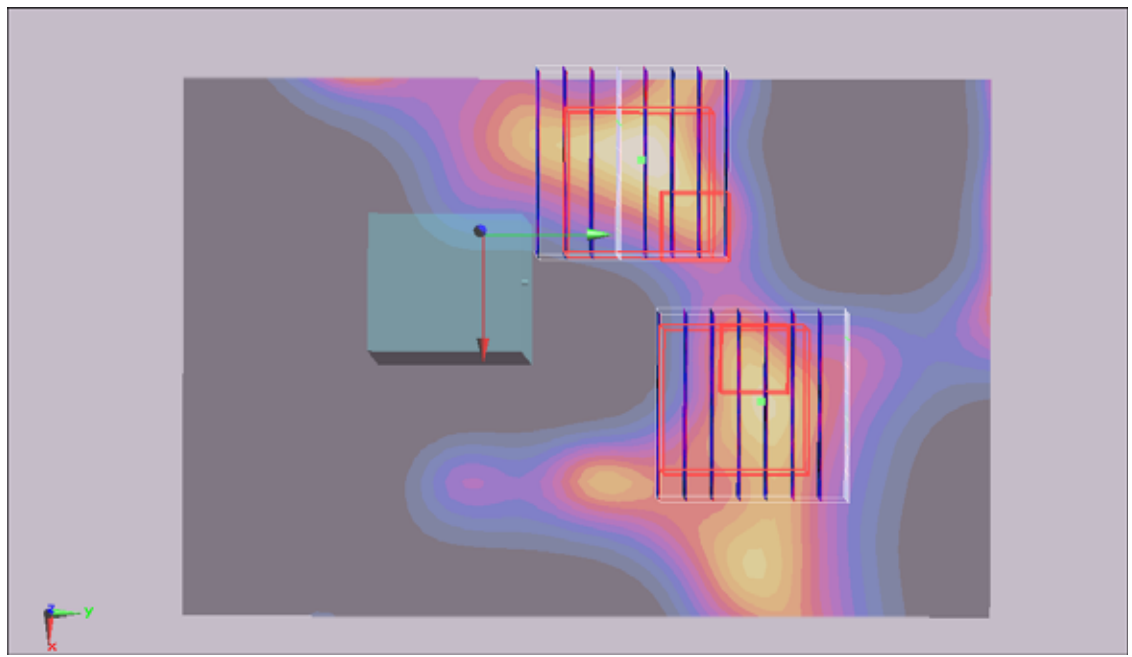
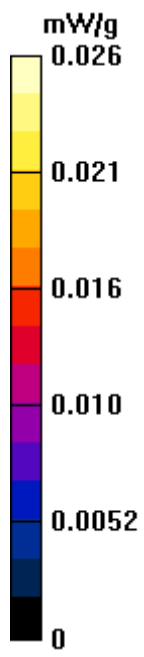
**Ch116/Zoom Scan (8x8x10)/Cube 0:** Measurement grid: dx=4mm, dy=4mm, dz=2.5mm

Reference Value = 1.22 V/m; Power Drift = -0.156 dB

Peak SAR (extrapolated) = 0.061 W/kg

**SAR(1 g) = 0.011 mW/g; SAR(10 g) = 0.00494 mW/g**

Maximum value of SAR (measured) = 0.024 mW/g





**#14 802.11a\_Vertical Down\_2cm\_Ch116\_EBJ AUX**

**DUT: 121516**

Communication System: 802.11a; Frequency: 5580 MHz; Duty Cycle: 1:1

Medium: MSL5G\_110329 Medium parameters used:  $f = 5580$  MHz;  $\sigma = 5.63$  mho/m;  $\epsilon_r = 46.9$ ;  $\rho = 1000$

kg/m<sup>3</sup>

Ambient Temperature : 22.5 ; Liquid Temperature : 21.4

DASY5 Configuration:

- Probe: EX3DV4 - SN3731; ConvF(3.2, 3.2, 3.2); Calibrated: 2010/9/20
- Sensor-Surface: 2mm (Mechanical Surface Detection)
- Electronics: DAE4 Sn778; Calibrated: 2010/10/22
- Phantom: ELI 4.0; Type: QDOVA001BA; Serial: 1029
- Measurement SW: DASY5, V5.0 Build 125; SEMCAD X Version 13.4 Build 125

**Ch116/Area Scan (81x121x1):** Measurement grid: dx=10mm, dy=10mm

Maximum value of SAR (interpolated) = 0.074 mW/g

**Ch116/Zoom Scan (8x8x10)/Cube 0:** Measurement grid: dx=4mm, dy=4mm, dz=2.5mm

Reference Value = 1.43 V/m; Power Drift = -0.122 dB

Peak SAR (extrapolated) = 0.099 W/kg

**SAR(1 g) = 0.025 mW/g; SAR(10 g) = 0.011 mW/g**

Maximum value of SAR (measured) = 0.051 mW/g

