

Test Laboratory: Compliance Certification Services

LAP Held Position - Main Antenna

DUT: DL Note Tablet; Type: Laptop; Serial: N/A

Communication System: 5800 band; Frequency: 5785 MHz; Duty Cycle: 1:1
Medium parameters used (interpolated): $f = 5785$ MHz; $\sigma = 6.25$ mho/m; $\epsilon_r = 48.7$; $\rho = 1000$ kg/m³
Phantom section: Flat Section

Room Ambient Temperature: 24.0deg. C; Liquid Temperature: 23.0 deg. C

DASY4 Configuration:

- Area Scan setting - Find Secondary Maximum Within: 2.0 dB and with a peak SAR value greater than 0.0012W/kg
- Probe: EX3DV4 - SN3552; ConvF(3.76, 3.76, 3.76); Calibrated: 5/30/2006
- Sensor-Surface: 2mm (Mechanical Surface Detection)
- Electronics: DAE4 SN558; Calibrated: 1/20/2006
- Phantom: SAM 1; Type: SAM 1; Serial: 1185
- Measurement SW: DASY4, V4.7 Build 44; Postprocessing SW: SEMCAD, V1.8 Build 171

802.11a_5.8GHz band, legacy mode_M ch/Area Scan (17x22x1): Measurement grid: dx=10mm, dy=10mm

[Info: Interpolated medium parameters used for SAR evaluation.](#)

Maximum value of SAR (measured) = 0.195 mW/g

802.11a_5.8GHz band, legacy mode_M ch/Zoom Scan (7x7x9)/Cube 0: Measurement grid:

dx=4mm, dy=4mm, dz=2.5mm


Reference Value = 2.91 V/m; Power Drift = 0.189 dB

Peak SAR (extrapolated) = 0.416 W/kg

SAR(1 g) = 0.091 mW/g; SAR(10 g) = 0.034 mW/g

[Info: Interpolated medium parameters used for SAR evaluation.](#)

Maximum value of SAR (measured) = 0.203 mW/g



Test Laboratory: Compliance Certification Services

LAP Held Position - Main Antenna

DUT: DL Note Tablet; Type: Laptop; Serial: N/A

Communication System: 5800 band; Frequency: 5785 MHz; Duty Cycle: 1:1
Medium parameters used (interpolated): $f = 5785$ MHz; $\sigma = 6.25$ mho/m; $\epsilon_r = 48.7$; $\rho = 1000$ kg/m³
Phantom section: Flat Section

Room Ambient Temperature: 24.0deg. C; Liquid Temperature: 23.0 deg. C

DASY4 Configuration:

- Area Scan setting - Find Secondary Maximum Within: 2.0 dB and with a peak SAR value greater than 0.0012W/kg
- Probe: EX3DV4 - SN3552; ConvF(3.76, 3.76, 3.76); Calibrated: 5/30/2006
- Sensor-Surface: 2mm (Mechanical Surface Detection)
- Electronics: DAE4 SN558; Calibrated: 1/20/2006
- Phantom: SAM 1; Type: SAM 1; Serial: 1185
- Measurement SW: DASY4, V4.7 Build 44; Postprocessing SW: SEMCAD, V1.8 Build 171

802.11a_5.8GHz band, HT20 mode_M ch/Area Scan (9x10x1): Measurement grid: dx=10mm, dy=10mm

[Info: Interpolated medium parameters used for SAR evaluation.](#)

Maximum value of SAR (measured) = 0.181 mW/g

802.11a_5.8GHz band, HT20 mode_M ch/Zoom Scan (7x7x9)/Cube 0: Measurement grid:

dx=4mm, dy=4mm, dz=2.5mm


Reference Value = 5.64 V/m; Power Drift = 0.095 dB

Peak SAR (extrapolated) = 0.398 W/kg

SAR(1 g) = 0.085 mW/g; SAR(10 g) = 0.032 mW/g

[Info: Interpolated medium parameters used for SAR evaluation.](#)

Maximum value of SAR (measured) = 0.188 mW/g



Test Laboratory: Compliance Certification Services

LAP Held Position - Main Antenna

DUT: DL Note Tablet; Type: Laptop; Serial: N/A

Communication System: 5800 band; Frequency: 5755 MHz; Duty Cycle: 1:1
Medium parameters used (interpolated): $f = 5755$ MHz; $\sigma = 6.19$ mho/m; $\epsilon_r = 48.8$; $\rho = 1000$ kg/m³
Phantom section: Flat Section

Room Ambient Temperature: 24.0deg. C; Liquid Temperature: 23.0 deg. C

DASY4 Configuration:

- Area Scan setting - Find Secondary Maximum Within: 2.0 dB and with a peak SAR value greater than 0.0012W/kg
- Probe: EX3DV4 - SN3552; ConvF(3.76, 3.76, 3.76); Calibrated: 5/30/2006
- Sensor-Surface: 2mm (Mechanical Surface Detection)
- Electronics: DAE4 SN558; Calibrated: 1/20/2006
- Phantom: SAM 1; Type: SAM 1; Serial: 1185
- Measurement SW: DASY4, V4.7 Build 44; Postprocessing SW: SEMCAD, V1.8 Build 171

802.11a_5.8GHz band, HT40 mode_L ch/Area Scan (9x10x1): Measurement grid: dx=10mm, dy=10mm

[Info: Interpolated medium parameters used for SAR evaluation.](#)

Maximum value of SAR (measured) = 0.348 mW/g

802.11a_5.8GHz band, HT40 mode_L ch/Zoom Scan (7x7x9)/Cube 0: Measurement grid:

dx=4mm, dy=4mm, dz=2.5mm


Reference Value = 8.11 V/m; Power Drift = -0.133 dB

Peak SAR (extrapolated) = 0.571 W/kg

SAR(1 g) = 0.168 mW/g; SAR(10 g) = 0.062 mW/g

[Info: Interpolated medium parameters used for SAR evaluation.](#)

Maximum value of SAR (measured) = 0.350 mW/g



Test Laboratory: Compliance Certification Services

LAP Held Position - Main Antenna

DUT: DL Note Tablet; Type: Laptop; Serial: N/A

Communication System: 5800 band; Frequency: 5785 MHz; Duty Cycle: 1:1
Medium parameters used (interpolated): $f = 5785$ MHz; $\sigma = 6.25$ mho/m; $\epsilon_r = 48.7$; $\rho = 1000$ kg/m³
Phantom section: Flat Section

Room Ambient Temperature: 24.0deg. C; Liquid Temperature: 23.0 deg. C

DASY4 Configuration:

- Area Scan setting - Find Secondary Maximum Within: 2.0 dB and with a peak SAR value greater than 0.0012W/kg
- Probe: EX3DV4 - SN3552; ConvF(3.76, 3.76, 3.76); Calibrated: 5/30/2006
- Sensor-Surface: 2mm (Mechanical Surface Detection)
- Electronics: DAE4 SN558; Calibrated: 1/20/2006
- Phantom: SAM 1; Type: SAM 1; Serial: 1185
- Measurement SW: DASY4, V4.7 Build 44; Postprocessing SW: SEMCAD, V1.8 Build 171

802.11a_5.8GHz band, HT40 mode_M ch/Area Scan (9x10x1): Measurement grid: dx=10mm, dy=10mm

[Info: Interpolated medium parameters used for SAR evaluation.](#)

Maximum value of SAR (measured) = 0.201 mW/g

802.11a_5.8GHz band, HT40 mode_M ch/Zoom Scan (7x7x9)/Cube 0: Measurement grid:

dx=4mm, dy=4mm, dz=2.5mm


Reference Value = 6.18 V/m; Power Drift = -0.192 dB

Peak SAR (extrapolated) = 0.359 W/kg

SAR(1 g) = 0.090 mW/g; SAR(10 g) = 0.030 mW/g

[Info: Interpolated medium parameters used for SAR evaluation.](#)

Maximum value of SAR (measured) = 0.206 mW/g



Test Laboratory: Compliance Certification Services

LAP Held Position - Main Antenna

DUT: DL Note Tablet; Type: Laptop; Serial: N/A

Communication System: 5800 band; Frequency: 5815 MHz; Duty Cycle: 1:1
Medium parameters used (interpolated): $f = 5815$ MHz; $\sigma = 6.29$ mho/m; $\epsilon_r = 48.7$; $\rho = 1000$ kg/m³
Phantom section: Flat Section

Room Ambient Temperature: 24.0deg. C; Liquid Temperature: 23.0 deg. C

DASY4 Configuration:

- Area Scan setting - Find Secondary Maximum Within: 2.0 dB and with a peak SAR value greater than 0.0012W/kg
- Probe: EX3DV4 - SN3552; ConvF(3.76, 3.76, 3.76); Calibrated: 5/30/2006
- Sensor-Surface: 2mm (Mechanical Surface Detection)
- Electronics: DAE4 SN558; Calibrated: 1/20/2006
- Phantom: SAM 1; Type: SAM 1; Serial: 1185
- Measurement SW: DASY4, V4.7 Build 44; Postprocessing SW: SEMCAD, V1.8 Build 171

802.11a_5.8GHz band, HT40 mode_H ch/Area Scan (9x10x1): Measurement grid: dx=10mm, dy=10mm

[Info: Interpolated medium parameters used for SAR evaluation.](#)

Maximum value of SAR (measured) = 0.171 mW/g


802.11a_5.8GHz band, HT40 mode_H ch/Zoom Scan (7x7x9)/Cube 0: Measurement grid:

dx=4mm, dy=4mm, dz=2.5mm
Reference Value = 5.48 V/m; Power Drift = -0.099 dB
Peak SAR (extrapolated) = 0.469 W/kg

SAR(1 g) = 0.083 mW/g; SAR(10 g) = 0.031 mW/g

[Info: Interpolated medium parameters used for SAR evaluation.](#)

Maximum value of SAR (measured) = 0.181 mW/g



Test Laboratory: Compliance Certification Services

LAP Held Position - Aux Antenna

DUT: DL Note Tablet; Type: Laptop; Serial: N/A

Communication System: 5800 band; Frequency: 5785 MHz; Duty Cycle: 1:1
Medium parameters used (interpolated): $f = 5785$ MHz; $\sigma = 6.25$ mho/m; $\epsilon_r = 48.7$; $\rho = 1000$ kg/m³
Phantom section: Flat Section

Room Ambient Temperature: 24.0deg. C; Liquid Temperature: 23.0 deg. C

DASY4 Configuration:

- Area Scan setting - Find Secondary Maximum Within: 2.0 dB and with a peak SAR value greater than 0.0012W/kg
- Probe: EX3DV4 - SN3552; ConvF(3.76, 3.76, 3.76); Calibrated: 5/30/2006
- Sensor-Surface: 2mm (Mechanical Surface Detection)
- Electronics: DAE4 SN558; Calibrated: 1/20/2006
- Phantom: SAM 1; Type: SAM 1; Serial: 1185
- Measurement SW: DASY4, V4.7 Build 44; Postprocessing SW: SEMCAD, V1.8 Build 171

802.11a_5.8GHz band, legacy mode_M ch/Area Scan (11x13x1): Measurement grid: dx=10mm, dy=10mm

[Info: Interpolated medium parameters used for SAR evaluation.](#)

Maximum value of SAR (measured) = 0.064 mW/g

802.11a_5.8GHz band, legacy mode_M ch/Zoom Scan (7x7x9)/Cube 0: Measurement grid:

dx=4mm, dy=4mm, dz=2.5mm


Reference Value = 1.94 V/m; Power Drift = 0.116 dB

Peak SAR (extrapolated) = 0.337 W/kg

SAR(1 g) = 0.038 mW/g; SAR(10 g) = 0.014 mW/g

[Info: Interpolated medium parameters used for SAR evaluation.](#)

Maximum value of SAR (measured) = 0.072 mW/g



Test Laboratory: Compliance Certification Services

LAP Held Position - Aux Antenna

DUT: DL Note Tablet; Type: Laptop; Serial: N/A

Communication System: 5800 band; Frequency: 5785 MHz; Duty Cycle: 1:1
Medium parameters used (interpolated): $f = 5785$ MHz; $\sigma = 6.25$ mho/m; $\epsilon_r = 48.7$; $\rho = 1000$ kg/m³
Phantom section: Flat Section

Room Ambient Temperature: 24.0deg. C; Liquid Temperature: 23.0 deg. C

DASY4 Configuration:

- Area Scan setting - Find Secondary Maximum Within: 2.0 dB and with a peak SAR value greater than 0.0012W/kg
- Probe: EX3DV4 - SN3552; ConvF(3.76, 3.76, 3.76); Calibrated: 5/30/2006
- Sensor-Surface: 2mm (Mechanical Surface Detection)
- Electronics: DAE4 SN558; Calibrated: 1/20/2006
- Phantom: SAM 1; Type: SAM 1; Serial: 1185
- Measurement SW: DASY4, V4.7 Build 44; Postprocessing SW: SEMCAD, V1.8 Build 171

802.11a_5.8GHz band,HT20 MIMO mode_M ch/Area Scan (11x13x1): Measurement grid: dx=10mm, dy=10mm

[Info: Interpolated medium parameters used for SAR evaluation.](#)

Maximum value of SAR (measured) = 0.064 mW/g

802.11a_5.8GHz band,HT20 MIMO mode_M ch/Zoom Scan (7x7x9)/Cube 0: Measurement grid: dx=4mm, dy=4mm, dz=2.5mm


Reference Value = 1.54 V/m; Power Drift = 0.118 dB

Peak SAR (extrapolated) = 0.317 W/kg

SAR(1 g) = 0.037 mW/g; SAR(10 g) = 0.014 mW/g

[Info: Interpolated medium parameters used for SAR evaluation.](#)

Maximum value of SAR (measured) = 0.072 mW/g



Test Laboratory: Compliance Certification Services

LAP Held Position - Aux Antenna

DUT: DL Note Tablet; Type: Laptop; Serial: N/A

Communication System: 5800 band; Frequency: 5755 MHz; Duty Cycle: 1:1
Medium parameters used (interpolated): $f = 5755$ MHz; $\sigma = 6.19$ mho/m; $\epsilon_r = 48.8$; $\rho = 1000$ kg/m³
Phantom section: Flat Section

Room Ambient Temperature: 24.0deg. C; Liquid Temperature: 23.0 deg. C

DASY4 Configuration:

- Area Scan setting - Find Secondary Maximum Within: 2.0 dB and with a peak SAR value greater than 0.0012W/kg
- Probe: EX3DV4 - SN3552; ConvF(3.76, 3.76, 3.76); Calibrated: 5/30/2006
- Sensor-Surface: 2mm (Mechanical Surface Detection)
- Electronics: DAE4 SN558; Calibrated: 1/20/2006
- Phantom: SAM 1; Type: SAM 1; Serial: 1185
- Measurement SW: DASY4, V4.7 Build 44; Postprocessing SW: SEMCAD, V1.8 Build 171

802.11a_5.8GHz band,HT40 MIMO mode_L ch/Area Scan (11x13x1): Measurement grid:
dx=10mm, dy=10mm

[Info: Interpolated medium parameters used for SAR evaluation.](#)

Maximum value of SAR (measured) = 0.078 mW/g

802.11a_5.8GHz band,HT40 MIMO mode_L ch/Zoom Scan (7x7x9)/Cube 0: Measurement grid: dx=4mm, dy=4mm, dz=2.5mm

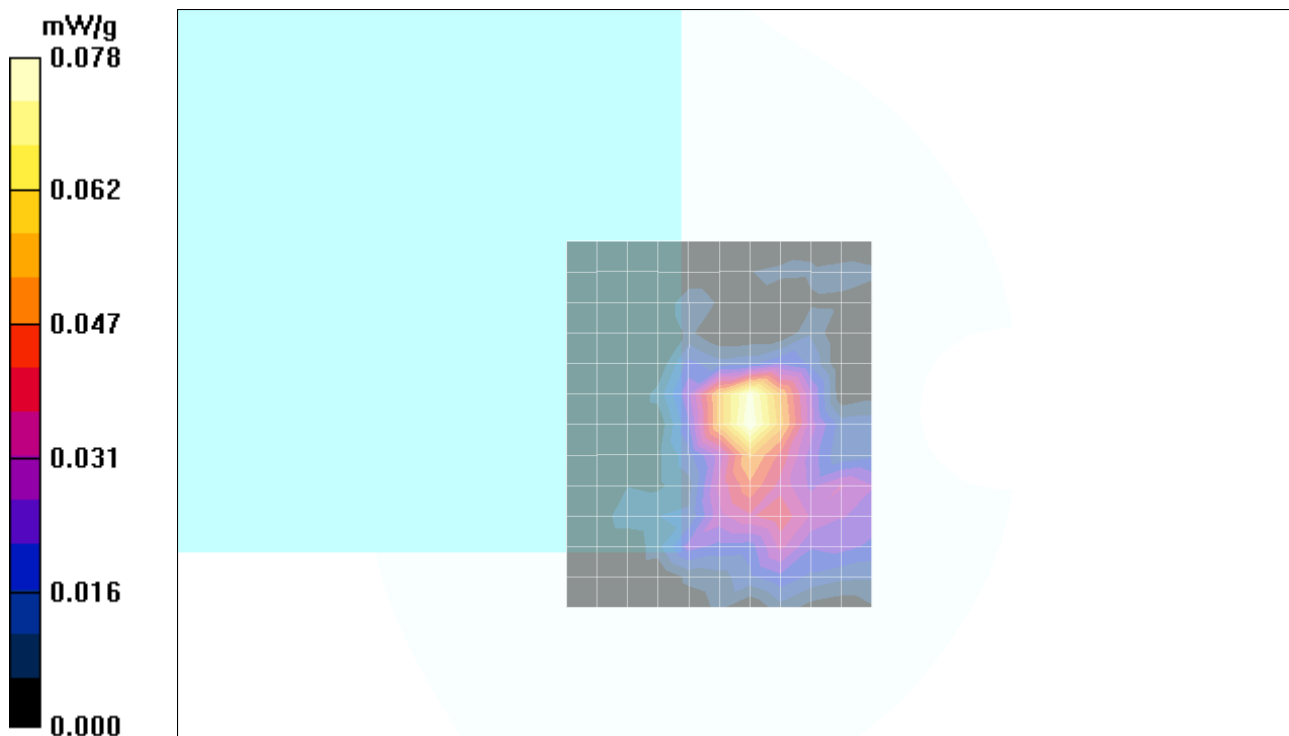
Reference Value = 1.99 V/m; Power Drift = 0.089 dB

Peak SAR (extrapolated) = 0.277 W/kg

SAR(1 g) = 0.038 mW/g; SAR(10 g) = 0.015 mW/g

[Info: Interpolated medium parameters used for SAR evaluation.](#)

Maximum value of SAR (measured) = 0.080 mW/g



Test Laboratory: Compliance Certification Services

LAP Held Position - Aux Antenna

DUT: DL Note Tablet; Type: Laptop; Serial: N/A

Communication System: 5800 band; Frequency: 5785 MHz; Duty Cycle: 1:1

Medium parameters used (interpolated): $f = 5785$ MHz; $\sigma = 6.25$ mho/m; $\epsilon_r = 48.7$; $\rho = 1000$ kg/m³

Phantom section: Flat Section

Room Ambient Temperature: 24.0deg. C; Liquid Temperature: 23.0 deg. C

DASY4 Configuration:

- Area Scan setting - Find Secondary Maximum Within: 2.0 dB and with a peak SAR value greater than 0.0012W/kg
- Probe: EX3DV4 - SN3552; ConvF(3.76, 3.76, 3.76); Calibrated: 5/30/2006
- Sensor-Surface: 2mm (Mechanical Surface Detection)
- Electronics: DAE4 SN558; Calibrated: 1/20/2006
- Phantom: SAM 1; Type: SAM 1; Serial: 1185
- Measurement SW: DASY4, V4.7 Build 44; Postprocessing SW: SEMCAD, V1.8 Build 171

802.11a_5.8GHz band,HT40 MIMO mode_M ch/Area Scan (11x13x1): Measurement grid:

dx=10mm, dy=10mm

[Info: Interpolated medium parameters used for SAR evaluation.](#)

Maximum value of SAR (measured) = 0.075 mW/g

802.11a_5.8GHz band,HT40 MIMO mode_M ch/Zoom Scan (7x7x9)/Cube 0: Measurement

grid: dx=4mm, dy=4mm, dz=2.5mm


Reference Value = 2.54 V/m; Power Drift = -0.170 dB

Peak SAR (extrapolated) = 0.377 W/kg

SAR(1 g) = 0.043 mW/g; SAR(10 g) = 0.015 mW/g

[Info: Interpolated medium parameters used for SAR evaluation.](#)

Maximum value of SAR (measured) = 0.079 mW/g



Test Laboratory: Compliance Certification Services

LAP Held Position - Aux Antenna

DUT: DL Note Tablet; Type: Laptop; Serial: N/A

Communication System: 5800 band; Frequency: 5815 MHz; Duty Cycle: 1:1

Medium parameters used (interpolated): $f = 5815$ MHz; $\sigma = 6.29$ mho/m; $\epsilon_r = 48.7$; $\rho = 1000$ kg/m³

Phantom section: Flat Section

Room Ambient Temperature: 24.0deg. C; Liquid Temperature: 23.0 deg. C

DASY4 Configuration:

- Area Scan setting - Find Secondary Maximum Within: 2.0 dB and with a peak SAR value greater than 0.0012W/kg
- Probe: EX3DV4 - SN3552; ConvF(3.76, 3.76, 3.76); Calibrated: 5/30/2006
- Sensor-Surface: 2mm (Mechanical Surface Detection)
- Electronics: DAE4 SN558; Calibrated: 1/20/2006
- Phantom: SAM 1; Type: SAM 1; Serial: 1185
- Measurement SW: DASY4, V4.7 Build 44; Postprocessing SW: SEMCAD, V1.8 Build 171

802.11a_5.8GHz band,HT40 MIMO mode_H ch/Area Scan (11x13x1): Measurement grid:
dx=10mm, dy=10mm

[Info: Interpolated medium parameters used for SAR evaluation.](#)

Maximum value of SAR (measured) = 0.084 mW/g

802.11a_5.8GHz band,HT40 MIMO mode_H ch/Zoom Scan (7x7x9)/Cube 0: Measurement grid: dx=4mm, dy=4mm, dz=2.5mm


Reference Value = 2.34 V/m; Power Drift = -0.158 dB

Peak SAR (extrapolated) = 0.388 W/kg

SAR(1 g) = 0.048 mW/g; SAR(10 g) = 0.018 mW/g

[Info: Interpolated medium parameters used for SAR evaluation.](#)

Maximum value of SAR (measured) = 0.097 mW/g



Test Laboratory: Compliance Certification Services

Edge Position - Secondary Landscape

DUT: DL Note Tablet; Type: Laptop; Serial: N/A

Communication System: 5800 band; Frequency: 5745 MHz; Duty Cycle: 1:1

Medium parameters used (interpolated): $f = 5745$ MHz; $\sigma = 6.13$ mho/m; $\epsilon_r = 50.7$; $\rho = 1000$ kg/m³

Phantom section: Flat Section

Room Ambient Temperature: 24.0deg. C; Liquid Temperature: 23.0 deg. C

DASY4 Configuration:

- Area Scan setting - Find Secondary Maximum Within: 2.0 dB and with a peak SAR value greater than 0.0012W/kg
- Probe: EX3DV4 - SN3552; ConvF(3.76, 3.76, 3.76); Calibrated: 5/30/2006
- Sensor-Surface: 2mm (Mechanical Surface Detection)
- Electronics: DAE4 SN558; Calibrated: 1/20/2006
- Phantom: SAM 1; Type: SAM 1; Serial: 1185
- Measurement SW: DASY4, V4.7 Build 44; Postprocessing SW: SEMCAD, V1.8 Build 171

802.11a_5.8GHz band, legacy mode_L ch/Area Scan (8x14x1): Measurement grid: dx=10mm, dy=10mm

[Info: Interpolated medium parameters used for SAR evaluation.](#)

Maximum value of SAR (measured) = 0.147 mW/g

802.11a_5.8GHz band, legacy mode_L ch/Zoom Scan (7x7x9)/Cube 0: Measurement grid:

dx=4mm, dy=4mm, dz=2.5mm


Reference Value = 5.06 V/m; Power Drift = -0.150 dB

Peak SAR (extrapolated) = 0.415 W/kg

SAR(1 g) = 0.068 mW/g; SAR(10 g) = 0.028 mW/g

[Info: Interpolated medium parameters used for SAR evaluation.](#)

Maximum value of SAR (measured) = 0.150 mW/g



Test Laboratory: Compliance Certification Services

LCD Edge Position - Secondary Landscape

DUT: DL Note Tablet; Type: Laptop; Serial: N/A

Communication System: 5800 band; Frequency: 5785 MHz; Duty Cycle: 1:1

Medium parameters used (interpolated): $f = 5785$ MHz; $\sigma = 6.25$ mho/m; $\epsilon_r = 48.7$; $\rho = 1000$ kg/m³

Phantom section: Flat Section

Room Ambient Temperature: 24.0deg. C; Liquid Temperature: 23.0 deg. C

DASY4 Configuration:

- Area Scan setting - Find Secondary Maximum Within: 2.0 dB and with a peak SAR value greater than 0.0012W/kg
- Probe: EX3DV4 - SN3552; ConvF(3.76, 3.76, 3.76); Calibrated: 5/30/2006
- Sensor-Surface: 2mm (Mechanical Surface Detection)
- Electronics: DAE4 SN558; Calibrated: 1/20/2006
- Phantom: SAM 1; Type: SAM 1; Serial: 1185
- Measurement SW: DASY4, V4.7 Build 44; Postprocessing SW: SEMCAD, V1.8 Build 171

802.11a_5.8GHz band, legacy mode_M ch/Area Scan (8x22x1): Measurement grid: dx=10mm, dy=10mm

[Info: Interpolated medium parameters used for SAR evaluation.](#)

Maximum value of SAR (measured) = 0.119 mW/g

802.11a_5.8GHz band, legacy mode_M ch/Zoom Scan (7x7x9)/Cube 0: Measurement grid:

dx=4mm, dy=4mm, dz=2.5mm


Reference Value = 3.91 V/m; Power Drift = 0.170 dB

Peak SAR (extrapolated) = 0.607 W/kg

SAR(1 g) = 0.068 mW/g; SAR(10 g) = 0.024 mW/g

[Info: Interpolated medium parameters used for SAR evaluation.](#)

Maximum value of SAR (measured) = 0.130 mW/g



Test Laboratory: Compliance Certification Services

Edge Position - Secondary Landscape

DUT: DL Note Tablet; Type: Laptop; Serial: N/A

Communication System: 5800 band; Frequency: 5825 MHz; Duty Cycle: 1:1

Medium parameters used (interpolated): $f = 5825$ MHz; $\sigma = 6.27$ mho/m; $\epsilon_r = 50.6$; $\rho = 1000$ kg/m³

Phantom section: Flat Section

Room Ambient Temperature: 24.0deg. C; Liquid Temperature: 23.0 deg. C

DASY4 Configuration:

- Area Scan setting - Find Secondary Maximum Within: 2.0 dB and with a peak SAR value greater than 0.0012W/kg
- Probe: EX3DV4 - SN3552; ConvF(3.76, 3.76, 3.76); Calibrated: 5/30/2006
- Sensor-Surface: 2mm (Mechanical Surface Detection)
- Electronics: DAE4 SN558; Calibrated: 1/20/2006
- Phantom: SAM 1; Type: SAM 1; Serial: 1185
- Measurement SW: DASY4, V4.7 Build 44; Postprocessing SW: SEMCAD, V1.8 Build 171

802.11a_5.8GHz band, legacy mode_H ch/Area Scan (8x14x1): Measurement grid: dx=10mm, dy=10mm

[Info: Interpolated medium parameters used for SAR evaluation.](#)

Maximum value of SAR (measured) = 0.057 mW/g

802.11a_5.8GHz band, legacy mode_H ch/Zoom Scan (7x7x9)/Cube 0: Measurement grid:

dx=4mm, dy=4mm, dz=2.5mm


Reference Value = 3.14 V/m; Power Drift = 0.111 dB

Peak SAR (extrapolated) = 0.270 W/kg

SAR(1 g) = 0.030 mW/g; SAR(10 g) = 0.010 mW/g

[Info: Interpolated medium parameters used for SAR evaluation.](#)

Maximum value of SAR (measured) = 0.059 mW/g



Test Laboratory: Compliance Certification Services

LCD Edge Position - Secondary Landscape

DUT: DL Note Tablet; Type: Laptop; Serial: N/A

Communication System: 5800 band; Frequency: 5785 MHz; Duty Cycle: 1:1

Medium parameters used (interpolated): $f = 5785$ MHz; $\sigma = 6.25$ mho/m; $\epsilon_r = 48.7$; $\rho = 1000$ kg/m³

Phantom section: Flat Section

Room Ambient Temperature: 24.0deg. C; Liquid Temperature: 23.0 deg. C

DASY4 Configuration:

- Area Scan setting - Find Secondary Maximum Within: 2.0 dB and with a peak SAR value greater than 0.0012W/kg
- Probe: EX3DV4 - SN3552; ConvF(3.76, 3.76, 3.76); Calibrated: 5/30/2006
- Sensor-Surface: 2mm (Mechanical Surface Detection)
- Electronics: DAE4 SN558; Calibrated: 1/20/2006
- Phantom: SAM 1; Type: SAM 1; Serial: 1185
- Measurement SW: DASY4, V4.7 Build 44; Postprocessing SW: SEMCAD, V1.8 Build 171

802.11a_5.8GHz band, HT20 mode_M ch/Area Scan (8x15x1): Measurement grid: dx=10mm, dy=10mm

[Info: Interpolated medium parameters used for SAR evaluation.](#)

Maximum value of SAR (measured) = 0.069 mW/g

802.11a_5.8GHz band, HT20 mode_M ch/Zoom Scan (7x7x9)/Cube 0: Measurement grid:

dx=4mm, dy=4mm, dz=2.5mm


Reference Value = 3.77 V/m; Power Drift = -0.149 dB

Peak SAR (extrapolated) = 0.369 W/kg

SAR(1 g) = 0.042 mW/g; SAR(10 g) = 0.016 mW/g

[Info: Interpolated medium parameters used for SAR evaluation.](#)

Maximum value of SAR (measured) = 0.084 mW/g



Test Laboratory: Compliance Certification Services

Edge Position - Secondary Landscape

DUT: DL Note Tablet; Type: Laptop; Serial: N/A

Communication System: 5800 band; Frequency: 5785 MHz; Duty Cycle: 1:1

Medium parameters used (interpolated): $f = 5785$ MHz; $\sigma = 6.2$ mho/m; $\epsilon_r = 50.6$; $\rho = 1000$ kg/m³

Phantom section: Flat Section

Room Ambient Temperature: 24.0deg. C; Liquid Temperature: 23.0 deg. C

DASY4 Configuration:

- Area Scan setting - Find Secondary Maximum Within: 2.0 dB and with a peak SAR value greater than 0.0012W/kg
- Probe: EX3DV4 - SN3552; ConvF(3.76, 3.76, 3.76); Calibrated: 5/30/2006
- Sensor-Surface: 2mm (Mechanical Surface Detection)
- Electronics: DAE4 SN558; Calibrated: 1/20/2006
- Phantom: SAM 1; Type: SAM 1; Serial: 1185
- Measurement SW: DASY4, V4.7 Build 44; Postprocessing SW: SEMCAD, V1.8 Build 171

802.11a_5.8GHz band, HT40 mode_M ch/Area Scan (8x14x1): Measurement grid: dx=10mm, dy=10mm

[Info: Interpolated medium parameters used for SAR evaluation.](#)

Maximum value of SAR (measured) = 0.070 mW/g

802.11a_5.8GHz band, HT40 mode_M ch/Zoom Scan (7x7x9)/Cube 0: Measurement grid:

dx=4mm, dy=4mm, dz=2.5mm


Reference Value = 3.40 V/m; Power Drift = 0.097 dB

Peak SAR (extrapolated) = 0.365 W/kg

SAR(1 g) = 0.039 mW/g; SAR(10 g) = 0.014 mW/g

[Info: Interpolated medium parameters used for SAR evaluation.](#)

Maximum value of SAR (measured) = 0.083 mW/g



Test Laboratory: Compliance Certification Services

LCD Edge Position - Primary Portrait

DUT: DL Note Tablet; Type: Laptop; Serial: N/A

Communication System: 5800 band; Frequency: 5785 MHz; Duty Cycle: 1:1
Medium parameters used (interpolated): $f = 5785$ MHz; $\sigma = 6.25$ mho/m; $\epsilon_r = 48.7$; $\rho = 1000$ kg/m³
Phantom section: Flat Section

Room Ambient Temperature: 24.0deg. C; Liquid Temperature: 23.0 deg. C

DASY4 Configuration:

- Area Scan setting - Find Secondary Maximum Within: 2.0 dB and with a peak SAR value greater than 0.0012W/kg
- Probe: EX3DV4 - SN3552; ConvF(3.76, 3.76, 3.76); Calibrated: 5/30/2006
- Sensor-Surface: 2mm (Mechanical Surface Detection)
- Electronics: DAE4 SN558; Calibrated: 1/20/2006
- Phantom: SAM 1; Type: SAM 1; Serial: 1185
- Measurement SW: DASY4, V4.7 Build 44; Postprocessing SW: SEMCAD, V1.8 Build 171

802.11a_5.8GHz band, legacy mode_M ch/Area Scan (7x22x1): Measurement grid: dx=10mm, dy=10mm

[Info: Interpolated medium parameters used for SAR evaluation.](#)

Maximum value of SAR (measured) = 0.274 mW/g

802.11a_5.8GHz band, legacy mode_M ch/Zoom Scan (7x7x9)/Cube 0: Measurement grid:

dx=4mm, dy=4mm, dz=2.5mm

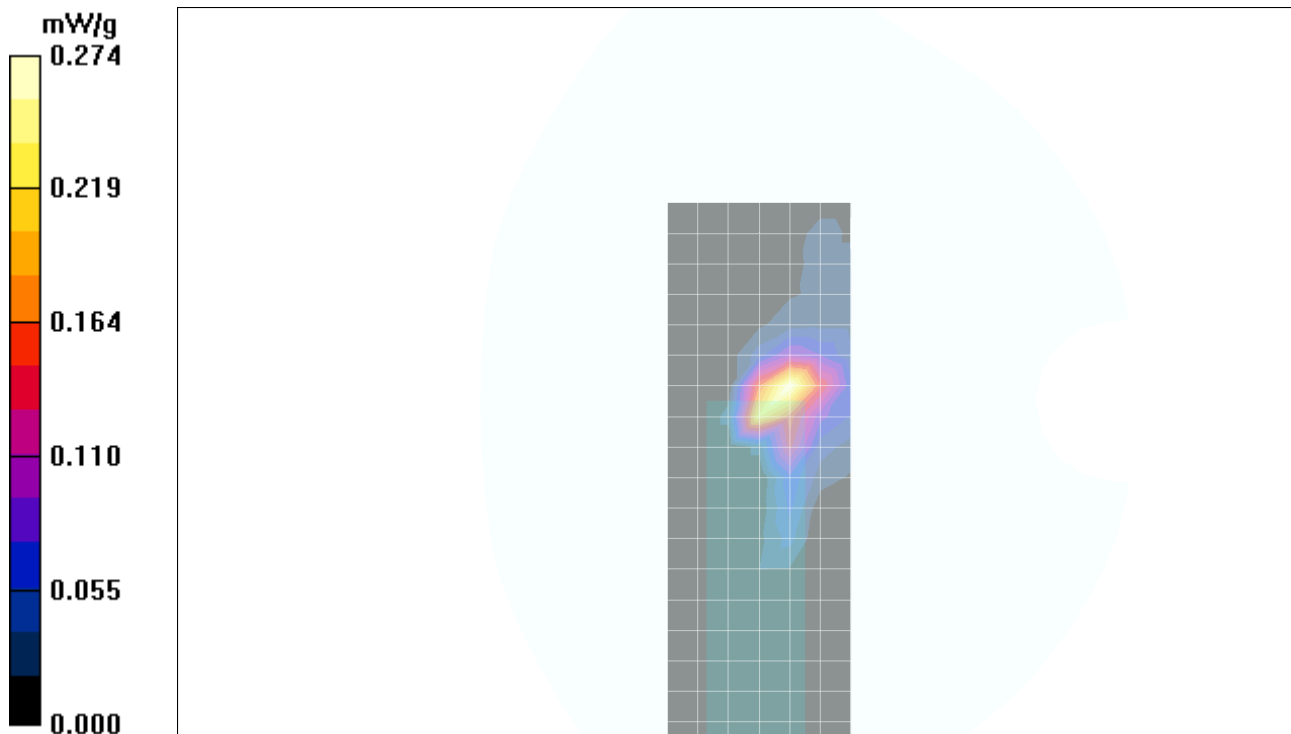
Reference Value = 5.15 V/m; Power Drift = 0.170 dB

Peak SAR (extrapolated) = 1.81 W/kg

SAR(1 g) = 0.178 mW/g; SAR(10 g) = 0.049 mW/g

[Info: Interpolated medium parameters used for SAR evaluation.](#)

Maximum value of SAR (measured) = 0.535 mW/g



Test Laboratory: Compliance Certification Services

LCD Edge Position - Primary Portrait

DUT: DL Note Tablet; Type: Laptop; Serial: N/A

Communication System: 5800 band; Frequency: 5785 MHz; Duty Cycle: 1:1

Medium parameters used (interpolated): $f = 5785$ MHz; $\sigma = 6.25$ mho/m; $\epsilon_r = 48.7$; $\rho = 1000$ kg/m³

Phantom section: Flat Section

Room Ambient Temperature: 24.0deg. C; Liquid Temperature: 23.0 deg. C

DASY4 Configuration:

- Area Scan setting - Find Secondary Maximum Within: 2.0 dB and with a peak SAR value greater than 0.0012W/kg
- Probe: EX3DV4 - SN3552; ConvF(3.76, 3.76, 3.76); Calibrated: 5/30/2006
- Sensor-Surface: 2mm (Mechanical Surface Detection)
- Electronics: DAE4 SN558; Calibrated: 1/20/2006
- Phantom: SAM 1; Type: SAM 1; Serial: 1185
- Measurement SW: DASY4, V4.7 Build 44; Postprocessing SW: SEMCAD, V1.8 Build 171

802.11a_5.8GHz band, HT20 mode_M ch/Area Scan (6x13x1): Measurement grid: dx=10mm, dy=10mm

[Info: Interpolated medium parameters used for SAR evaluation.](#)

Maximum value of SAR (measured) = 0.221 mW/g

802.11a_5.8GHz band, HT20 mode_M ch/Zoom Scan (7x7x9)/Cube 0: Measurement grid:

dx=4mm, dy=4mm, dz=2.5mm


Reference Value = 4.67 V/m; Power Drift = 0.186 dB

Peak SAR (extrapolated) = 0.675 W/kg

SAR(1 g) = 0.153 mW/g; SAR(10 g) = 0.040 mW/g

[Info: Interpolated medium parameters used for SAR evaluation.](#)

Maximum value of SAR (measured) = 0.442 mW/g



Test Laboratory: Compliance Certification Services

LCD Edge Position - Primary Portrait

DUT: DL Note Tablet; Type: Laptop; Serial: N/A

Communication System: 5800 band; Frequency: 5755 MHz; Duty Cycle: 1:1
Medium parameters used (interpolated): $f = 5755$ MHz; $\sigma = 6.19$ mho/m; $\epsilon_r = 48.8$; $\rho = 1000$ kg/m³
Phantom section: Flat Section

Room Ambient Temperature: 24.0deg. C; Liquid Temperature: 23.0 deg. C

DASY4 Configuration:

- Area Scan setting - Find Secondary Maximum Within: 2.0 dB and with a peak SAR value greater than 0.0012W/kg
- Probe: EX3DV4 - SN3552; ConvF(3.76, 3.76, 3.76); Calibrated: 5/30/2006
- Sensor-Surface: 2mm (Mechanical Surface Detection)
- Electronics: DAE4 SN558; Calibrated: 1/20/2006
- Phantom: SAM 1; Type: SAM 1; Serial: 1185
- Measurement SW: DASY4, V4.7 Build 44; Postprocessing SW: SEMCAD, V1.8 Build 171

802.11a_5.8GHz band, HT40 mode_L ch/Area Scan (6x13x1): Measurement grid: dx=10mm, dy=10mm

[Info: Interpolated medium parameters used for SAR evaluation.](#)

Maximum value of SAR (measured) = 0.240 mW/g

802.11a_5.8GHz band, HT40 mode_L ch/Zoom Scan (7x7x9)/Cube 0: Measurement grid:

dx=4mm, dy=4mm, dz=2.5mm


Reference Value = 4.69 V/m; Power Drift = -0.155 dB

Peak SAR (extrapolated) = 0.793 W/kg

SAR(1 g) = 0.160 mW/g; SAR(10 g) = 0.041 mW/g

[Info: Interpolated medium parameters used for SAR evaluation.](#)

Maximum value of SAR (measured) = 0.477 mW/g



Test Laboratory: Compliance Certification Services

LCD Edge Position - Primary Portrait

DUT: DL Note Tablet; Type: Laptop; Serial: N/A

Communication System: 5800 band; Frequency: 5785 MHz; Duty Cycle: 1:1

Medium parameters used (interpolated): $f = 5785$ MHz; $\sigma = 6.25$ mho/m; $\epsilon_r = 48.7$; $\rho = 1000$ kg/m³

Phantom section: Flat Section

Room Ambient Temperature: 24.0deg. C; Liquid Temperature: 23.0 deg. C

DASY4 Configuration:

- Area Scan setting - Find Secondary Maximum Within: 2.0 dB and with a peak SAR value greater than 0.0012W/kg
- Probe: EX3DV4 - SN3552; ConvF(3.76, 3.76, 3.76); Calibrated: 5/30/2006
- Sensor-Surface: 2mm (Mechanical Surface Detection)
- Electronics: DAE4 SN558; Calibrated: 1/20/2006
- Phantom: SAM 1; Type: SAM 1; Serial: 1185
- Measurement SW: DASY4, V4.7 Build 44; Postprocessing SW: SEMCAD, V1.8 Build 171

802.11a_5.8GHz band, HT40 mode_M ch/Area Scan (6x13x1): Measurement grid: dx=10mm, dy=10mm

[Info: Interpolated medium parameters used for SAR evaluation.](#)

Maximum value of SAR (measured) = 0.300 mW/g

802.11a_5.8GHz band, HT40 mode_M ch/Zoom Scan (7x7x9)/Cube 0: Measurement grid:

dx=4mm, dy=4mm, dz=2.5mm


Reference Value = 5.42 V/m; Power Drift = 0.049 dB

Peak SAR (extrapolated) = 0.849 W/kg

SAR(1 g) = 0.189 mW/g; SAR(10 g) = 0.051 mW/g

[Info: Interpolated medium parameters used for SAR evaluation.](#)

Maximum value of SAR (measured) = 0.512 mW/g



Test Laboratory: Compliance Certification Services

LCD Edge Position - Primary Portrait

DUT: DL Note Tablet; Type: Laptop; Serial: N/A

Communication System: 5800 band; Frequency: 5815 MHz; Duty Cycle: 1:1
Medium parameters used (interpolated): $f = 5815$ MHz; $\sigma = 6.29$ mho/m; $\epsilon_r = 48.7$; $\rho = 1000$ kg/m³
Phantom section: Flat Section

Room Ambient Temperature: 24.0deg. C; Liquid Temperature: 23.0 deg. C

DASY4 Configuration:

- Area Scan setting - Find Secondary Maximum Within: 2.0 dB and with a peak SAR value greater than 0.0012W/kg
- Probe: EX3DV4 - SN3552; ConvF(3.76, 3.76, 3.76); Calibrated: 5/30/2006
- Sensor-Surface: 2mm (Mechanical Surface Detection)
- Electronics: DAE4 SN558; Calibrated: 1/20/2006
- Phantom: SAM 1; Type: SAM 1; Serial: 1185
- Measurement SW: DASY4, V4.7 Build 44; Postprocessing SW: SEMCAD, V1.8 Build 171

802.11a_5.8GHz band, HT40 mode_H ch/Area Scan (6x13x1):

Measurement grid: dx=10mm, dy=10mm

[Info: Interpolated medium parameters used for SAR evaluation.](#)

Maximum value of SAR (measured) = 0.372 mW/g

802.11a_5.8GHz band, HT40 mode_H ch/Zoom Scan (7x7x9)/Cube 0:

Measurement grid: dx=4mm, dy=4mm, dz=2.5mm

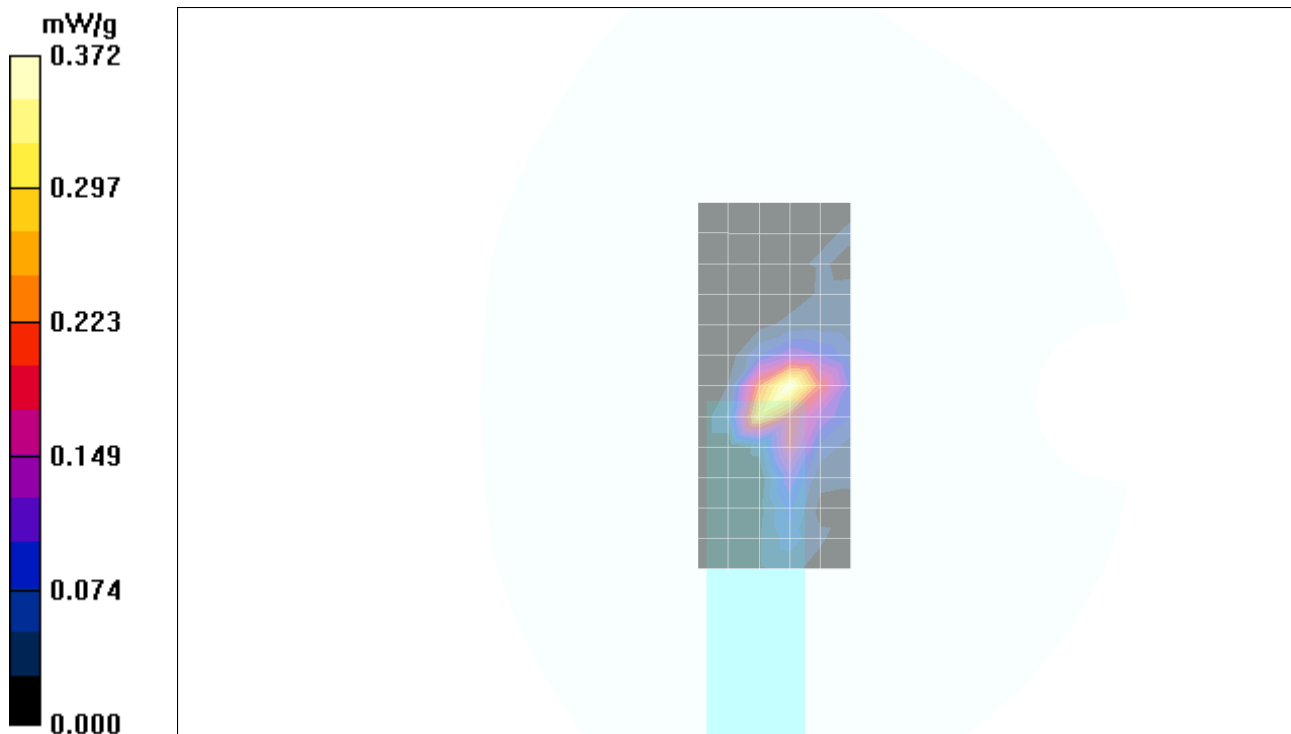
Reference Value = 6.43 V/m; Power Drift = 0.108 dB

Peak SAR (extrapolated) = 2.05 W/kg

SAR(1 g) = 0.233 mW/g; SAR(10 g) = 0.065 mW/g

[Info: Interpolated medium parameters used for SAR evaluation.](#)

Maximum value of SAR (measured) = 0.673 mW/g



Test Laboratory: Compliance Certification Services

LCD Edge Position - Primary Portrait

DUT: DL Note Tablet; Type: Laptop; Serial: N/A

Communication System: 5800 band; Frequency: 5815 MHz;Duty Cycle: 1:1

802.11a_5.8GHz band, HT40 mode_H ch/Z Scan (1x1x41): Measurement grid: dx=20mm, dy=20mm, dz=2.5mm

Info: [Interpolated medium parameters used for SAR evaluation.](#)

Maximum value of SAR (measured) = 0.078 mW/g

