




PHOTOGRAPHS OF THE TEST CONFIGURATION CONDUCTED EMISSION TEST



RADIATED EMISSION TEST (below 1GHz test, antenna 1: PCB antenna)




RADIATED EMISSION TEST (above 1GHz test, antenna 1: PCB antenna)




RADIATED EMISSION TEST (below 1GHz test, antenna 2: PCB antenna)



RADIATED EMISSION TEST (above 1GHz test, antenna 2: PCB antenna)



RADIATED EMISSION TEST (below 1GHz test, antenna 3: PIFA antenna)



RADIATED EMISSION TEST (above 1GHz test, antenna 3: PIFA antenna)



RADIATED EMISSION TEST (below 1GHz test, antenna 4: PIFA antenna)



RADIATED EMISSION TEST (above 1GHz test, antenna 4: PIFA antenna)

