

Table comparing previous and new measurements of peak power for CB11

**Original Test Data as submitted to the FCC:**

Mode:	base (802.11a or "Normal")				turbo		
Frequency:	5180	5260	5320		5210	5250	5290
Original average power (in Elliott FCC submission, as measured with a power meter and thermal sensor)	13.8	17.6	16.3		13.8	13.9	17.5
-26dB emission BW (in MHz)	28	38	36		52	45	72
Original peak power as reported to FCC (in Elliott FCC submission, measurement made using the analyzer's internal channel power measurement function with the RBW=1MHz and VBW=30kHz and integration bandwidth set to 50MHz)	14.8	19.1	17.8		15.2	15.4	19.1

**New Test Data, taken 1/8/2002:**

Mode:	base (802.11a or "Normal")				turbo		
Frequency:	5180	5260	5320		5210	5250	5290
Average power (dBm) (to ensure output power the same levels that were used when making the FCC application):	13.7	17.5	16.6		13.7	13.8	17.6
Channel integration BW (MHz) used to calculate peak power	38	38	38		72	72	72
<b>New peak power (dBm)</b> (Measured with Agilent E4404B channel power measurement function with RBW=1MHz and VBW > <b>emission bandwidth divided by 2 * pi * 30</b> ). Refer to plots to verify instrument settings.	<b>16.1dBm (VBW=300k Hz)</b>	<b>20.2dBm (VBW=300k Hz)</b>	<b>19.1dBm (VBW=300k Hz)</b>		<b>15.7dBm (VBW=300k Hz)</b>	<b>16.4dBm (VBW = 300kHz)</b>	<b>22.4 dBm (VBW = 1MHz)</b>
FCC limit (dBm)	17	24	24		17	17	24

**Notes on analyzer screen shots:**

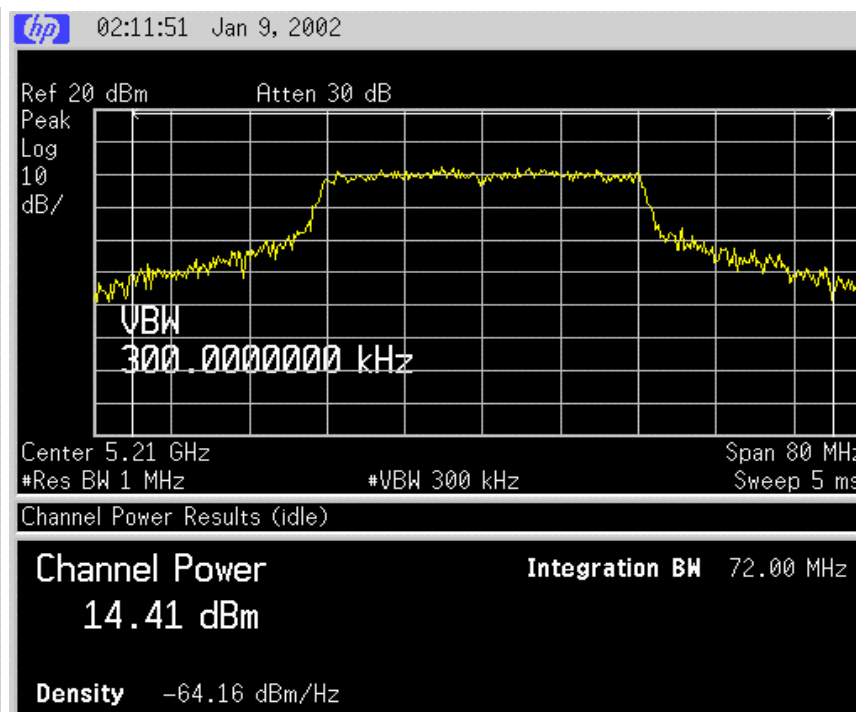
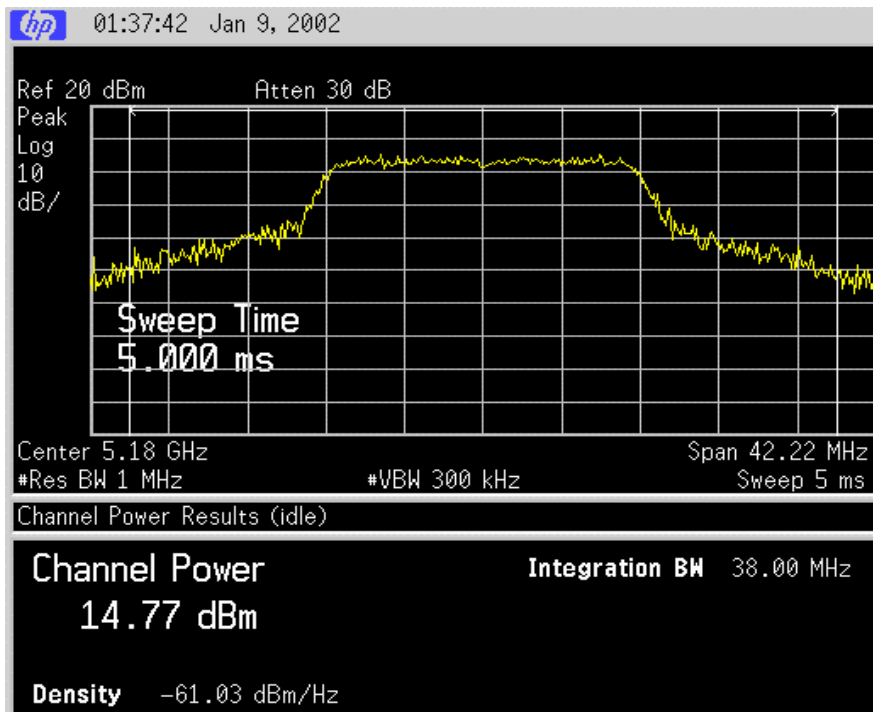
As requested (and can be seen in the screen shots) RBW=1MHz, VBW=300kHz, Peak detector

The analyzer's channel power measurement capability is used as suggested by FCC

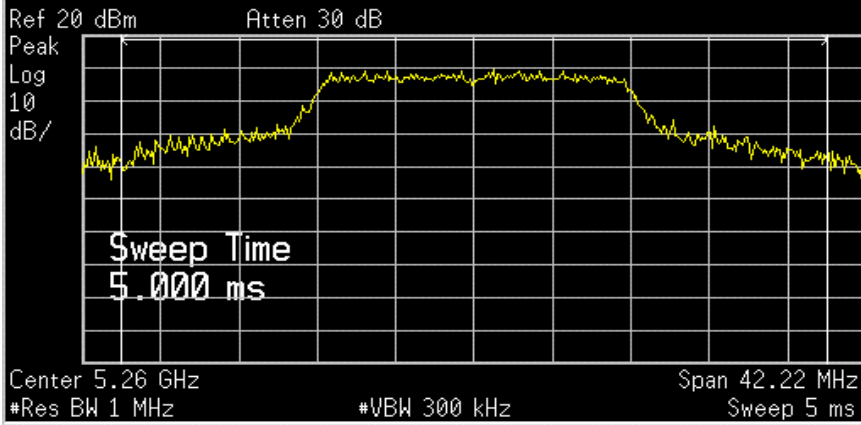
For convenience, the widest -26dB BW is used as the channel integration BW for all cases in each mode

The analyzer screen values do not account for 1.3dB of cable loss. This 1.3dB has been included in the table of test results.

Test equipment used: Agilent E4404B SN#US39240259, calibrated on 10/12/01, due for calibration 10/12/02.



hp 01:35:44 Jan 9, 2002



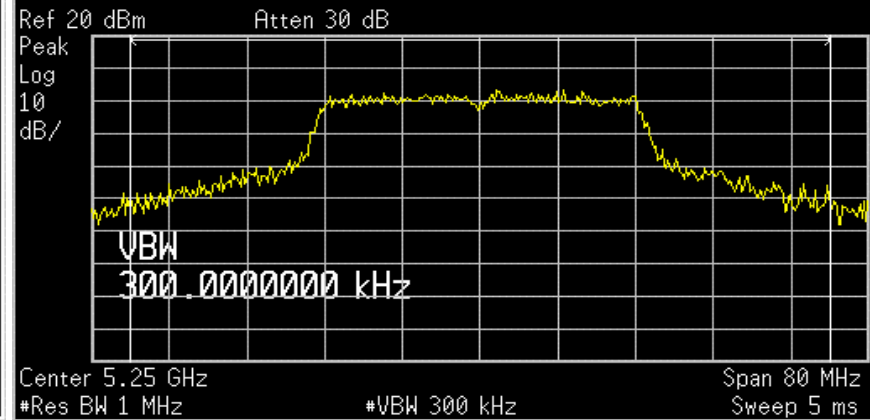
Channel Power Results (idle)

**Channel Power**  
**18.90 dBm**

**Integration BW** 38.00 MHz

**Density** -56.90 dBm/Hz

hp 02:21:29 Jan 9, 2002



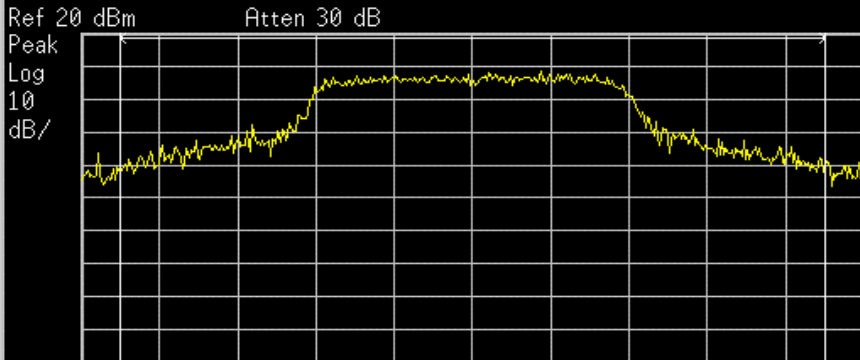
Channel Power Results (idle)

**Channel Power**  
**15.06 dBm**

**Integration BW** 72.00 MHz

**Density** -63.52 dBm/Hz

hp 01:29:20 Jan 9, 2002



Center 5.32 GHz Span 42.22 MHz  
#Res BW 1 MHz #VBW 300 kHz Sweep 5 ms

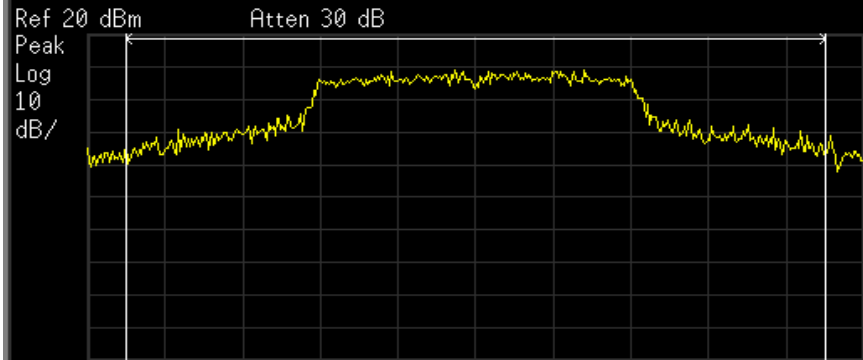
Channel Power Results (idle)

**Channel Power**  
17.75 dBm

**Integration BW** 38.00 MHz

**Density** -58.05 dBm/Hz

hp 19:35:25 Jan 17, 2002



Center 5.29 GHz Span 80 MHz  
#Res BW 1 MHz #VBW 1 MHz Sweep 5 ms

Channel Power Results (idle)

**Channel Power**  
21.14 dBm

**Integration BW** 72.00 MHz

**Density** -57.44 dBm/Hz