

ATTACHMENT P – SAR TEST SETUP PHOTOGRAPHS

■ Test Setup Photo



■ Test Setup Photo




■ Test Setup Photo



■ Test Setup Photo



■ Test Setup Photo



■ Test Setup Photo



■ Test Setup Photo




■ Test Setup Photo





■ Test Setup Photo

[835MHz/ 1900MHz Head Tissue Liquid Depth : 15cm]



■ Test Setup Photo

[835MHz/ 1900MHz Body Tissue Liquid Depth : 15cm]



■ Test Setup Photo

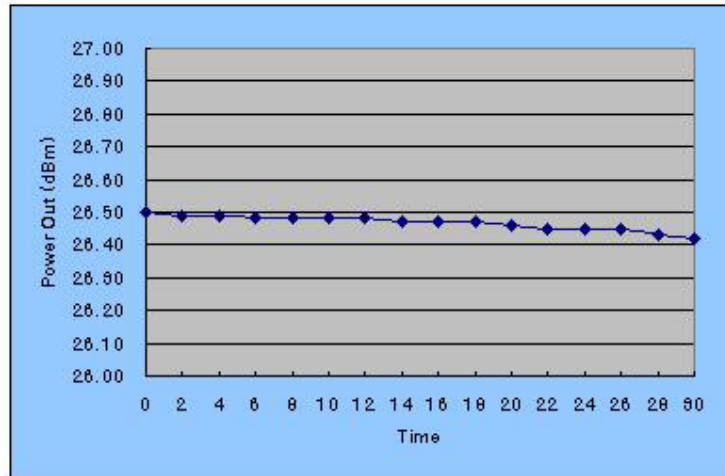
[Conducted Power Measurement set-up]



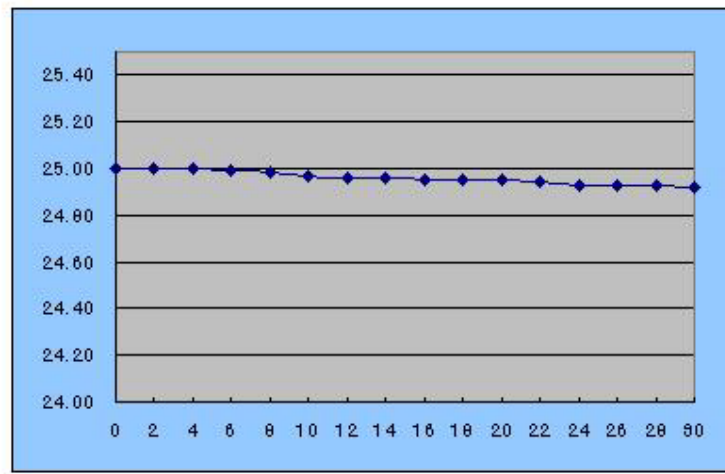
■ TX-55C Battery Power test

■ TX-60B Conducted Power test

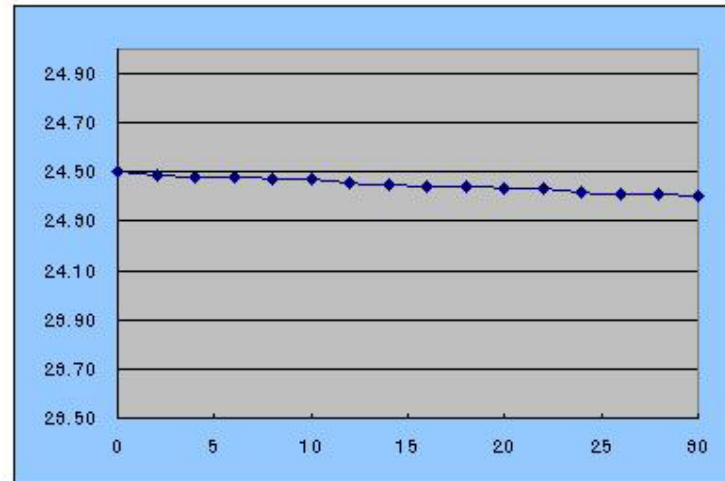
AMPS (383 channel)	
Time	TX Power (dBm)
0	26,50
2	26,49
4	26,49
6	26,48
8	26,48
10	26,48
12	26,48
14	26,47
16	26,47
18	26,47
20	26,46
22	26,45
24	26,45
26	26,45
28	26,43
30	26,42



CDMA (363 channel)	
Time	TX Power (dBm)
0	25,00
2	25,00
4	25,00
6	24,99
8	24,98
10	24,97
12	24,96
14	24,96
16	24,95
18	24,95
20	24,95
22	24,94
24	24,93
26	24,93
28	24,93
30	24,92



PCS CDMA (600 channel)	
Time	TX Power (dBm)
0	24,50
2	24,49
4	24,48
6	24,48
8	24,47
10	24,47
12	24,46
14	24,45
16	24,44
18	24,44
20	24,43
22	24,43
24	24,42
26	24,41
28	24,41
30	24,40



■ Test Setup Photo

