


## **ATTACHMENT P – SAR TEST SETUP PHOTOGRAPHS**


■ Test Setup Photo



■ Test Setup Photo



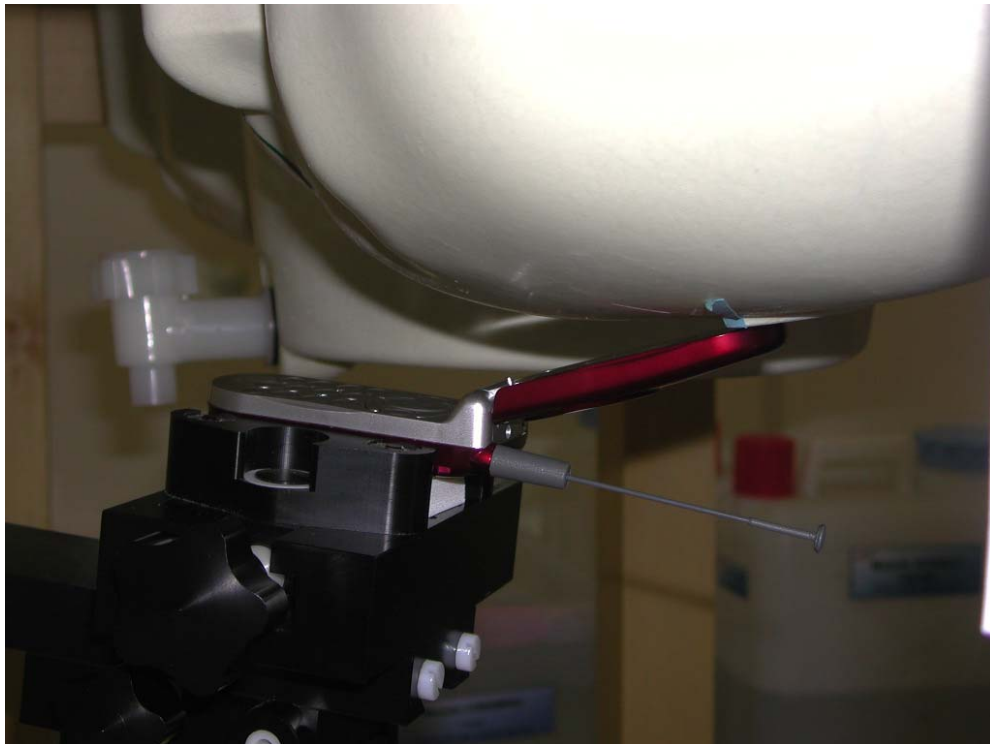
■ Test Setup Photo



■ Test Setup Photo





■ Test Setup Photo



■ Test Setup Photo




■ Test Setup Photo





■ Test Setup Photo



■ Test Setup Photo





■ Test Setup Photo

[835MHz/ 1900MHz Head Tissue Liquid Depth : 15cm]




■ Test Setup Photo

[835MHz/ 1900MHz Body Tissue Liquid Depth : 15cm]



■ Test Setup Photo

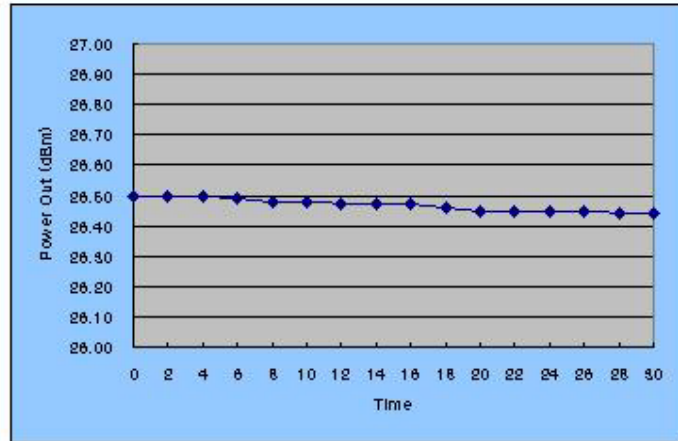
[Conducted Power Measurement set-up]



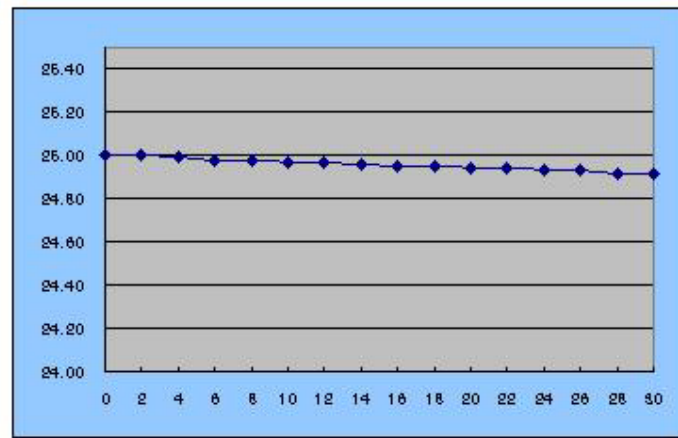
■ TX-55C AMPS Mode Battery Power test

■ TX-55C Conducted Power test

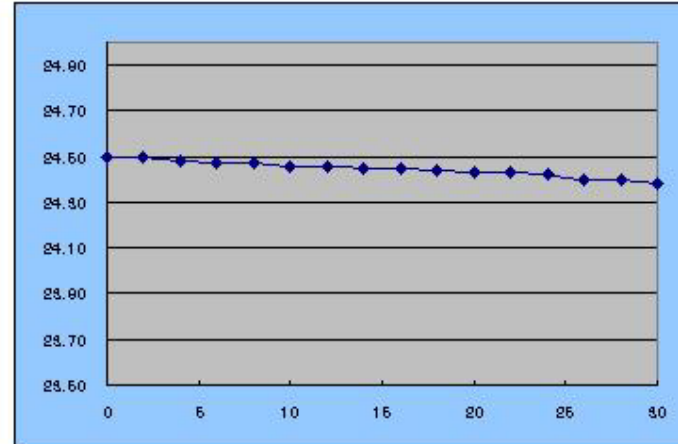
AMPS (309 channel)	
Time	TX Power (dBm)
0	26.50
2	26.50
4	26.50
6	26.49
8	26.48
10	26.48
12	26.47
14	26.47
16	26.47
18	26.46
20	26.45
22	26.45
24	26.45
26	26.45
28	26.44
30	26.44



CDMA (369 channel)	
Time	TX Power (dBm)
0	25.00
2	25.00
4	24.99
6	24.98
8	24.98
10	24.97
12	24.97
14	24.96
16	24.95
18	24.95
20	24.94
22	24.94
24	24.93
26	24.93
28	24.92
30	24.92



PCS CDMA (600 channel)	
Time	TX Power (dBm)
0	24.50
2	24.50
4	24.48
6	24.47
8	24.47
10	24.46
12	24.46
14	24.45
16	24.45
18	24.44
20	24.43
22	24.43
24	24.42
26	24.40
28	24.40
30	24.38



■ Test Setup Photo

