

## ATTACHMENT R – PROBE CALIBRATION DATA

**Calibration Laboratory of  
Schmid & Partner  
Engineering AG**  
Zeughausstrasse 43, 8004 Zurich, Switzerland

**Client**      **Hanwha (Dymstec)**

### CALIBRATION CERTIFICATE

**Object(s)**      **ET3DV6 - SN:1607**

**Calibration procedure(s)**      **QA CAL-01.v2  
Calibration procedure for dosimetric E-field probes**

**Calibration date:**      **April 28, 2004**



**Condition of the calibrated item**      **In Tolerance (according to the specific calibration document)**

This calibration certificate documents the traceability to national standards, which realize the physical units of measurements (SI).  
The measurements and the uncertainties with confidence probability are given on the following pages and are part of the certificate.

All calibrations have been conducted in the closed laboratory facility: environment temperature 22 +/- 2 degrees Celsius and humidity < 75%.

Calibration Equipment used (M&TE critical for calibration)

Model Type	ID #	Cal Date (Calibrated by, Certificate No.)	Scheduled Calibration
Power meter EPM E442	GB37480704	6-Nov-03 (METAS, No. 252-0254)	Nov-04
Power sensor HP B481A	US37292783	6-Nov-03 (METAS, No. 252-0254)	Nov-04
Fluke Process Calibrator Type 702	SN: 6295803	8-Sep-03 (Sintrel SCS No. E-030020)	Sep-04
Power sensor HP B481A	MY41092180	18-Sep-02 (SPEAG, in house check Oct-03)	In house check: Oct 05
RF generator HP 8684C	US3642U01700	4-Aug-99 (SPEAG, in house check Aug-02)	In house check: Aug-05
Network Analyzer HP 8753E	US37390585	18-Oct-01 (SPEAG, in house check Oct-03)	In house check: Oct 05

	Name	Function	Signature
Calibrated by:	Nico Vetterli	Technician	
Approved by:	Katja Pokovic	Laboratory Director	

Date issued: April 28, 2004

This calibration certificate is issued as an intermediate solution until the accreditation process (based on ISO/IEC 17025 International Standard) for Calibration Laboratory of Schmid & Partner Engineering AG is completed.

# Probe ET3DV6

## SN:1607

Manufactured:	July 27, 2001
Last calibrated:	August 7, 2001
Recalibrated:	April 28, 2004

Calibrated for DASY Systems

(Note: non-compatible with DASY2 system!)

ET3DV6 SN:1607

April 28, 2004

## DASY - Parameters of Probe: ET3DV6 SN:1607

Sensitivity in Free Space		Diode Compression <sup>A</sup>	
NormX	1.74 $\mu\text{V}/(\text{V}/\text{m})^2$	DCP X	90 mV
NormY	1.80 $\mu\text{V}/(\text{V}/\text{m})^2$	DCP Y	90 mV
NormZ	1.74 $\mu\text{V}/(\text{V}/\text{m})^2$	DCP Z	90 mV

### Sensitivity in Tissue Simulating Liquid (Conversion Factors)

Please see Page 7.

### Boundary Effect

Head	900 MHz	Typical SAR gradient: 5 % per mm	
	Sensor Center to Phantom Surface Distance	3.7 mm	4.7 mm
	SAR <sub>be</sub> [%] Without Correction Algorithm	8.8	4.4
	SAR <sub>be</sub> [%] With Correction Algorithm	0.0	0.1
Head	1800 MHz	Typical SAR gradient: 10 % per mm	
	Sensor Center to Phantom Surface Distance	3.7 mm	4.7 mm
	SAR <sub>be</sub> [%] Without Correction Algorithm	14.5	9.8
	SAR <sub>be</sub> [%] With Correction Algorithm	0.2	0.2

### Sensor Offset

Probe Tip to Sensor Center	2.7 mm
Optical Surface Detection	in tolerance

The reported uncertainty of measurement is stated as the standard uncertainty of measurement multiplied by the coverage factor k=2, which for a normal distribution corresponds to a coverage probability of approximately 95%.

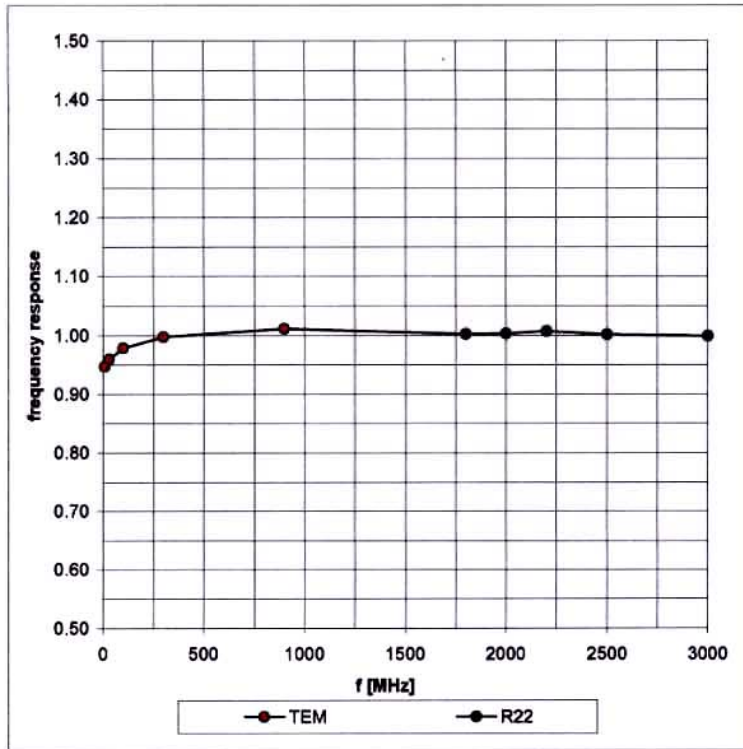
<sup>A</sup> numerical linearization parameter: uncertainty not required

ET3DV6 SN:1607

April 28, 2004

### Frequency Response of E-Field

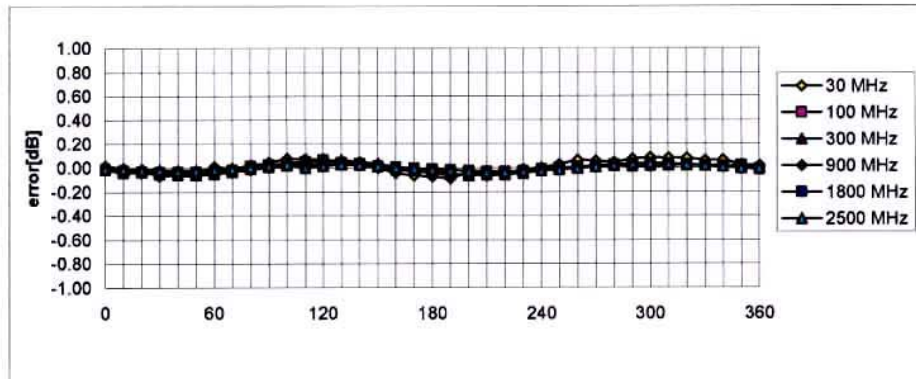
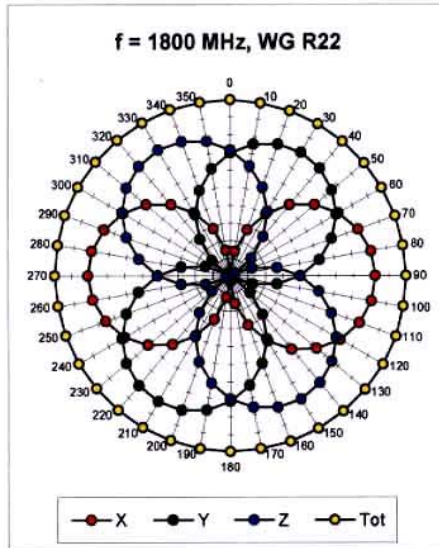
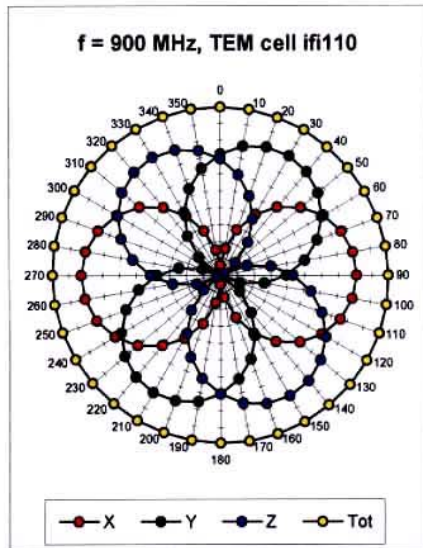
( TEM-Cell:ifi110, Waveguide R22)



ET3DV6 SN:1607

April 28, 2004

**Receiving Pattern ( $\phi$ ) ,  $\theta = 0^\circ$**

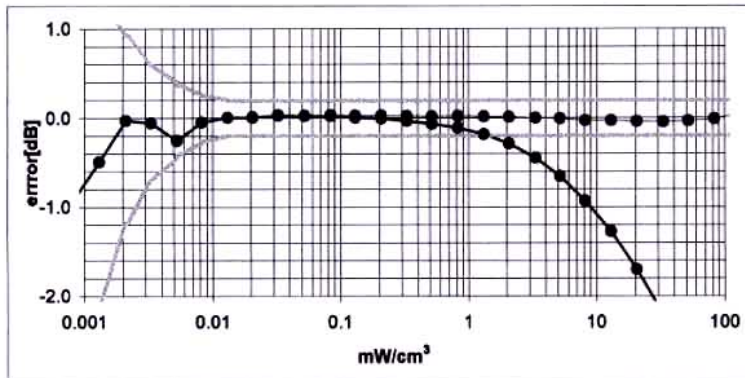
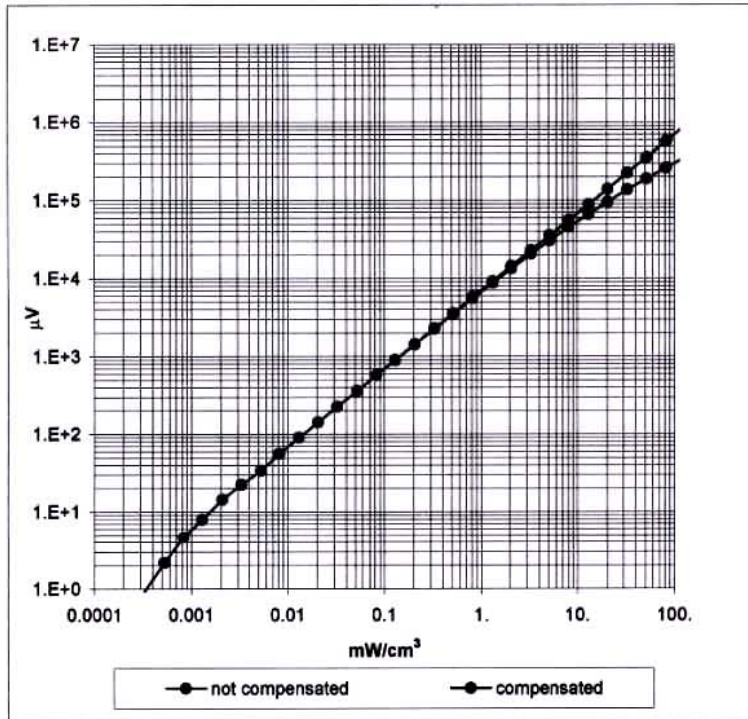


**Axial Isotropy Error <math>\lt; \pm 0.2 \text{ dB}</math>**

ET3DV6 SN:1607

April 28, 2004

**Dynamic Range  $f(\text{SAR}_{\text{head}})$**   
( Waveguide R22 )

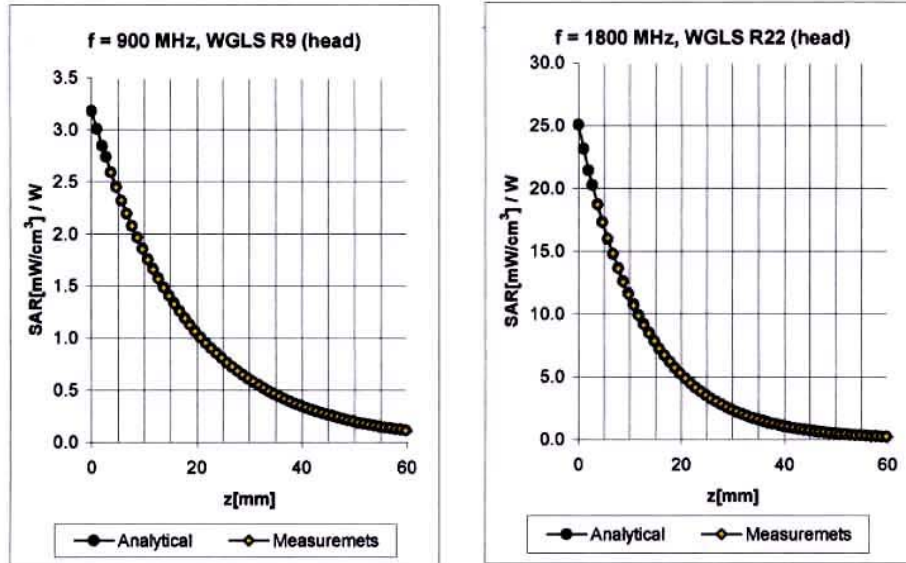


**Probe Linearity  $< \pm 0.2$  dB**

ET3DV6 SN:1607

April 28, 2004

### Conversion Factor Assessment



f [MHz]	Validity [MHz] <sup>B</sup>	Tissue	Permittivity	Conductivity	Alpha	Depth	ConvF Uncertainty
900	800-1000	Head	41.5 ± 5%	0.97 ± 5%	0.81	1.60	6.22 ± 11.3% (k=2)
1800	1710-1910	Head	40.0 ± 5%	1.40 ± 5%	0.53	2.60	5.10 ± 11.7% (k=2)
835	750-950	Body	55.2 ± 5%	0.97 ± 5%	0.62	1.90	6.26 ± 11.9% (k=2)
1900	1800-2000	Body	53.3 ± 5%	1.52 ± 5%	0.63	2.67	4.54 ± 11.3% (k=2)

<sup>B</sup> The total standard uncertainty is calculated as root-sum-square of standard uncertainty of the Conversion Factor at calibration frequency and the standard uncertainty for the indicated frequency band.

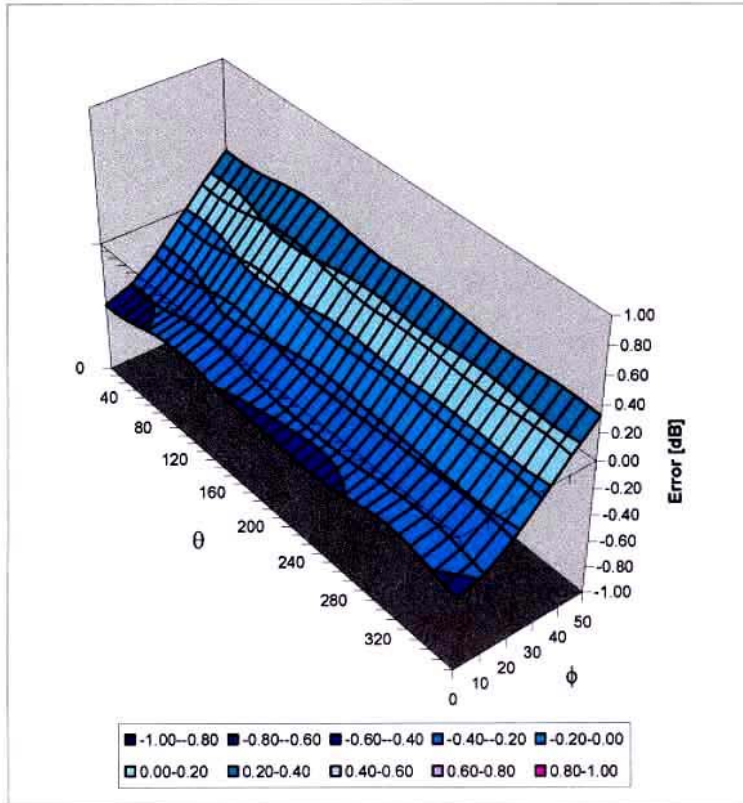


ET3DV6 SN:1607

April 28, 2004

### Deviation from Isotropy in HSL

Error ( $\theta, \phi$ ),  $f = 900$  MHz



**Spherical Isotropy Error <  $\pm 0.4$  dB**

Schmid & Partner Engineering AG

**s p e a g**

Zeughausstrasse 43, 8004 Zurich, Switzerland  
Phone +41 1 245 9700, Fax +41 1 245 9779  
info@speag.com, http://www.speag.com

## Additional Conversion Factors for Dosimetric E-Field Probe

Type:

**ET3DV6**

Serial Number:

**1607**

Place of Assessment:

**Zurich**

Date of Assessment:

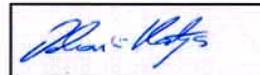
**May 1, 2004**

Probe Calibration Date:

**April 28, 2004**

Schmid & Partner Engineering AG hereby certifies that conversion factor(s) of this probe have been evaluated on the date indicated above. The assessment was performed using the FDTD numerical code SEMCAD of Schmid & Partner Engineering AG. Since the evaluation is coupled with measured conversion factors, it has to be recalculated yearly, i.e., following the re-calibration schedule of the probe. The uncertainty of the numerical assessment is based on the extrapolation from measured value at 900 MHz or at 1800 MHz.

Assessed by:



Schmid & Partner Engineering AG

**s p e a g**

Zeughausstrasse 43, 8004 Zurich, Switzerland  
Phone +41 1 245 9700, Fax +41 1 245 9779  
info@speag.com, http://www.speag.com

### Dosimetric E-Field Probe ET3DV6 SN:1607

Conversion factor ( $\pm$  standard deviation)

450 MHz                  ConvF                  7.3  $\pm$  8%

$\epsilon_r = 43.5 \pm 5\%$   
 $\sigma = 0.87 \pm 5\%$  mho/m  
(head tissue)

450 MHz                  ConvF                  7.1  $\pm$  8%

$\epsilon_r = 56.7 \pm 5\%$   
 $\sigma = 0.94 \pm 5\%$  mho/m  
(body tissue)



#### Important Note:

For numerically assessed probe conversion factors, parameters Alpha and Delta in the DASY software must have the following entries: Alpha = 0 and Delta = 1.

Please see also Section 4.7 of the DASY4 Manual.

**Calibration Laboratory of**  
**Schmid & Partner**  
**Engineering AG**  
Zeughausstrasse 43, 8004 Zurich, Switzerland

**Client**            **H-CT (Dymstec)**

CALIBRATION CERTIFICATE																																			
Object(s)	ET3DV6 - SN:1609																																		
Calibration procedure(s)	QA CAL-01.v2 Calibration procedure for dosimetric E-field probes																																		
Calibration date:	September 2, 2004																																		
Condition of the calibrated item	In Tolerance (according to the specific calibration document)																																		
<p>This calibration certificate documents the traceability to national standards, which realize the physical units of measurements (SI). The measurements and the uncertainties with confidence probability are given on the following pages and are part of the certificate.</p> <p>All calibrations have been conducted in the closed laboratory facility: environment temperature 22 +/- 2 degrees Celsius and humidity &lt; 75%.</p> <p>Calibration Equipment used (M&amp;TE critical for calibration)</p> <table border="1"> <thead> <tr> <th>Model Type</th> <th>ID #</th> <th>Cal Date (Calibrated by, Certificate No.)</th> <th>Scheduled Calibration</th> </tr> </thead> <tbody> <tr> <td>Power meter EPM E4419B</td> <td>GB41293874</td> <td>5-May-04 (METAS, No 251-00388)</td> <td>May-05</td> </tr> <tr> <td>Power sensor E4412A</td> <td>MY41495277</td> <td>5-May-04 (METAS, No 251-00388)</td> <td>May-05</td> </tr> <tr> <td>Reference 20 dB Attenuator</td> <td>SN: 5086 (20b)</td> <td>3-May-04 (METAS, No 251-00389)</td> <td>May-05</td> </tr> <tr> <td>Fliuke Process Calibrator Type 702</td> <td>SN: 6295803</td> <td>8-Sep-03 (Sintrel SCS No. E030020)</td> <td>Sep-04</td> </tr> <tr> <td>Power sensor HP 8481A</td> <td>MY41092180</td> <td>18-Sep-02 (SPEAG, in house check Oct03)</td> <td>In house check: Oct 05</td> </tr> <tr> <td>RF generator HP 8684C</td> <td>US3642U01700</td> <td>4-Aug-99 (SPEAG, in house check Aug02)</td> <td>In house check: Aug05</td> </tr> <tr> <td>Network Analyzer HP 8753E</td> <td>US37390585</td> <td>18-Oct-01 (SPEAG, in house check Oct03)</td> <td>In house check: Oct 05</td> </tr> </tbody> </table>				Model Type	ID #	Cal Date (Calibrated by, Certificate No.)	Scheduled Calibration	Power meter EPM E4419B	GB41293874	5-May-04 (METAS, No 251-00388)	May-05	Power sensor E4412A	MY41495277	5-May-04 (METAS, No 251-00388)	May-05	Reference 20 dB Attenuator	SN: 5086 (20b)	3-May-04 (METAS, No 251-00389)	May-05	Fliuke Process Calibrator Type 702	SN: 6295803	8-Sep-03 (Sintrel SCS No. E030020)	Sep-04	Power sensor HP 8481A	MY41092180	18-Sep-02 (SPEAG, in house check Oct03)	In house check: Oct 05	RF generator HP 8684C	US3642U01700	4-Aug-99 (SPEAG, in house check Aug02)	In house check: Aug05	Network Analyzer HP 8753E	US37390585	18-Oct-01 (SPEAG, in house check Oct03)	In house check: Oct 05
Model Type	ID #	Cal Date (Calibrated by, Certificate No.)	Scheduled Calibration																																
Power meter EPM E4419B	GB41293874	5-May-04 (METAS, No 251-00388)	May-05																																
Power sensor E4412A	MY41495277	5-May-04 (METAS, No 251-00388)	May-05																																
Reference 20 dB Attenuator	SN: 5086 (20b)	3-May-04 (METAS, No 251-00389)	May-05																																
Fliuke Process Calibrator Type 702	SN: 6295803	8-Sep-03 (Sintrel SCS No. E030020)	Sep-04																																
Power sensor HP 8481A	MY41092180	18-Sep-02 (SPEAG, in house check Oct03)	In house check: Oct 05																																
RF generator HP 8684C	US3642U01700	4-Aug-99 (SPEAG, in house check Aug02)	In house check: Aug05																																
Network Analyzer HP 8753E	US37390585	18-Oct-01 (SPEAG, in house check Oct03)	In house check: Oct 05																																
Calibrated by:	Name Nico Vetterli	Function Technician	Signature 																																
Approved by:	Katja Pokovic	Laboratory Director																																	
Date issued: September 2, 2004																																			
<p>This calibration certificate is issued as an intermediate solution until the accreditation process (based on ISO/IEC 17025 International Standard) for Calibration Laboratory of Schmid &amp; Partner Engineering AG is completed.</p>																																			

# Probe ET3DV6

## SN:1609

Manufactured:	July 27, 2001
Last calibrated:	January 22, 2004
Repaired:	August 18, 2004
Recalibrated:	September 2, 2004

Calibrated for DASY Systems

(Note: non-compatible with DASY2 system!)

ET3DV6 SN:1609

September 2, 2004

## DASY - Parameters of Probe: ET3DV6 SN:1609

### Sensitivity in Free Space

NomX	1.86 $\mu\text{V}/(\text{V}/\text{m})^2$
NormY	1.79 $\mu\text{V}/(\text{V}/\text{m})^2$
NormZ	1.78 $\mu\text{V}/(\text{V}/\text{m})^2$

### Diode Compression<sup>A</sup>

DCP X	96	mV
DCP Y	96	mV
DCP Z	96	mV

### Sensitivity in Tissue Simulating Liquid (Conversion Factors)

Please see Page 7.

### Boundary Effect

Head                      900 MHz      Typical SAR gradient: 5 % per mm

Sensor Center to Phantom Surface Distance		3.7 mm	4.7 mm
SAR <sub>be</sub> [%]	Without Correction Algorithm	8.8	4.3
SAR <sub>be</sub> [%]	With Correction Algorithm	0.0	0.1

Head                      1800 MHz      Typical SAR gradient: 10 % per mm

Sensor Center to Phantom Surface Distance		3.7 mm	4.7 mm
SAR <sub>be</sub> [%]	Without Correction Algorithm	13.6	9.0
SAR <sub>be</sub> [%]	With Correction Algorithm	0.2	0.0

### Sensor Offset

Probe Tip to Sensor Center	2.7 mm
Optical Surface Detection	in tolerance

The reported uncertainty of measurement is stated as the standard uncertainty of measurement multiplied by the coverage factor  $k=2$ , which for a normal distribution corresponds to a coverage probability of approximately 95%.

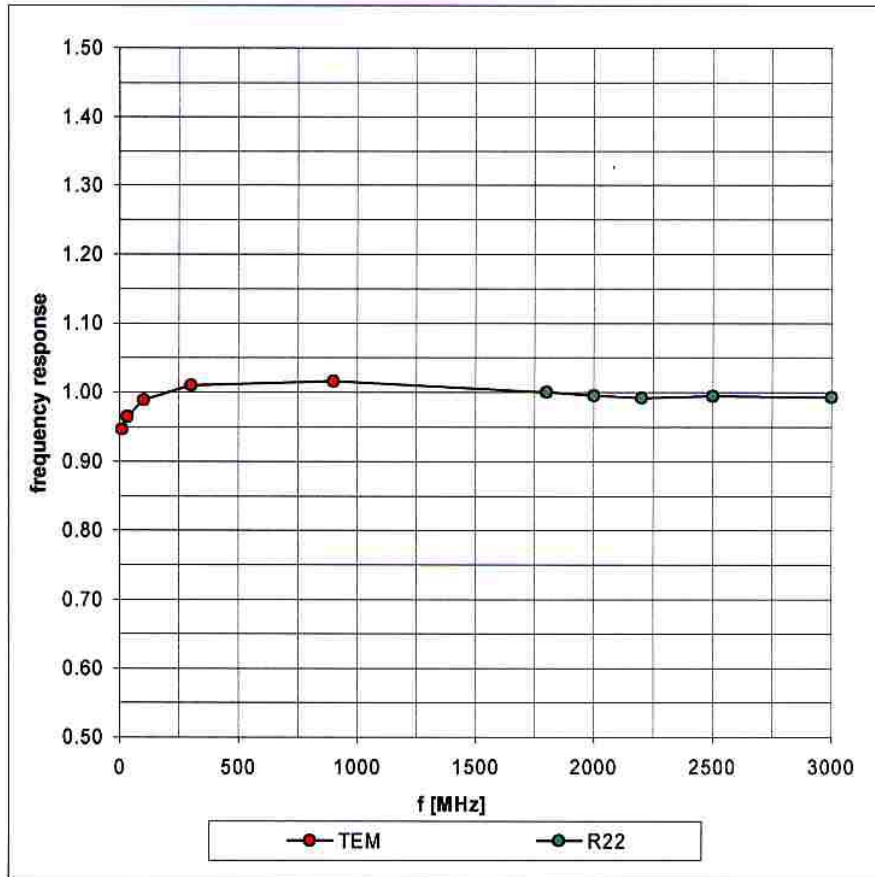
<sup>A</sup> numerical linearization parameter: uncertainty not required

ET3DV6 SN:1609

September 2, 2004

## Frequency Response of E-Field

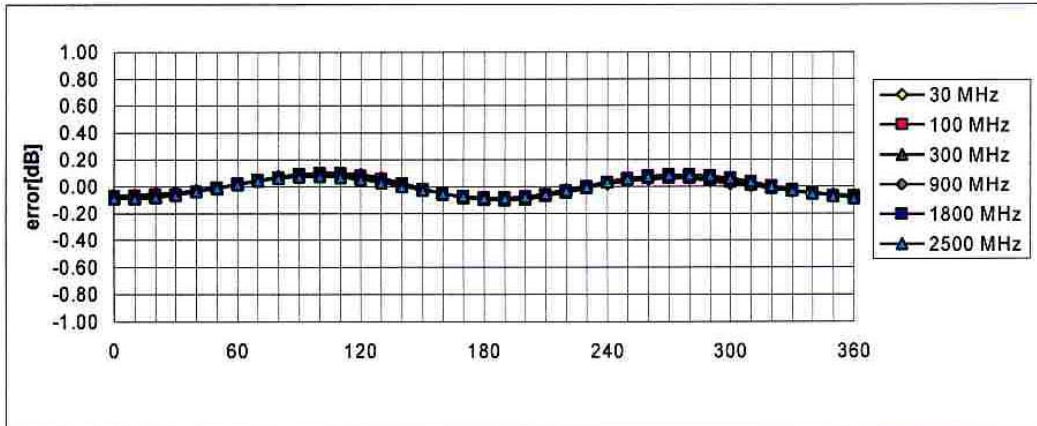
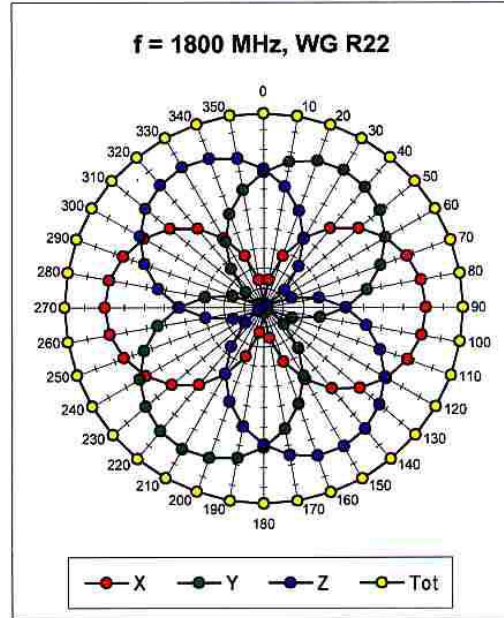
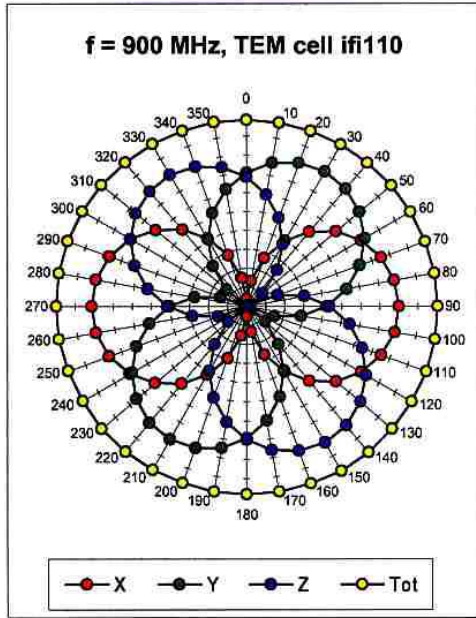
( TEM-Cell:ifi110, Waveguide R22)



ET3DV6 SN:1609

September 2, 2004

### Receiving Pattern ( $\phi$ ), $\theta = 0^\circ$



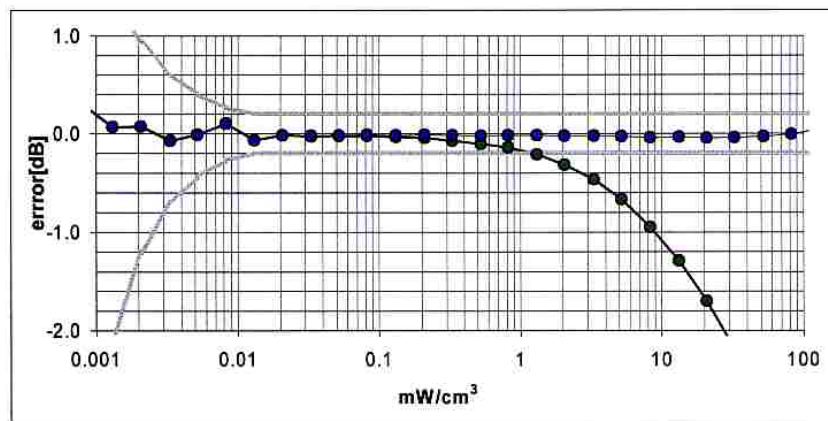
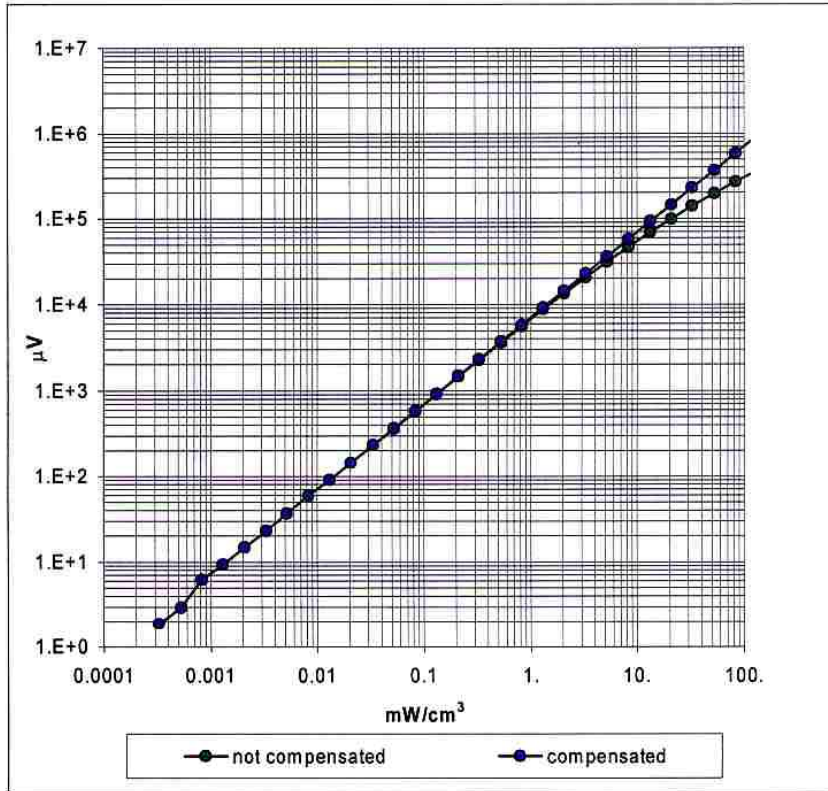
**Axial Isotropy Error <math>\lt; \pm 0.2 \text{ dB}</math>**



ET3DV6 SN:1609

September 2, 2004

### Dynamic Range f(SAR<sub>head</sub>) ( Waveguide R22 )

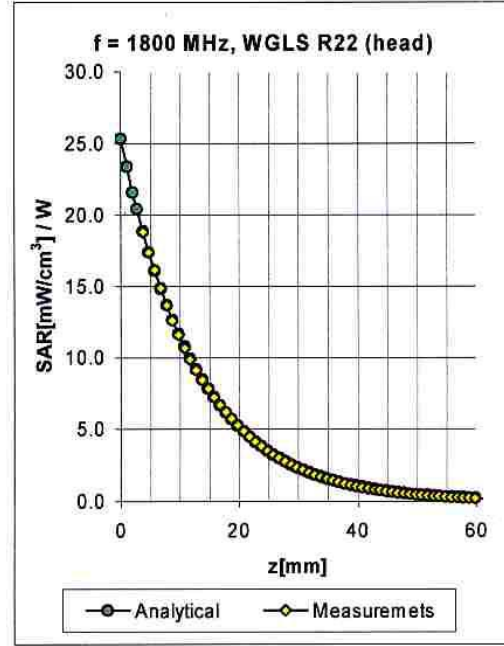
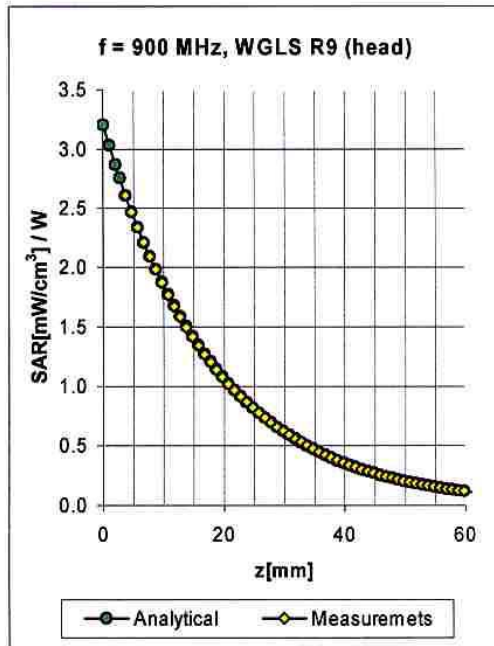


Probe Linearity Error  $< \pm 0.2$  dB

ET3DV6 SN:1609

September 2, 2004

## Conversion Factor Assessment



f [MHz]	Validity [MHz] <sup>B</sup>	Tissue	Permittivity	Conductivity	Alpha	Depth	ConvF	Uncertainty
450	400-500	Head	43.5 ± 5%	0.87 ± 5%	0.19	2.72	7.69 ± 15.5%	(k=2)
900	800-1000	Head	41.5 ± 5%	0.97 ± 5%	0.90	1.53	6.63 ± 11.3%	(k=2)
1800	1710-1910	Head	40.0 ± 5%	1.40 ± 5%	0.50	2.61	5.34 ± 11.7%	(k=2)
1950	1900-2000	Head	40.0 ± 5%	1.40 ± 5%	0.57	2.70	4.89 ± 9.7%	(k=2)
2450	2400-2500	Head	39.2 ± 5%	1.80 ± 5%	0.99	1.92	4.57 ± 9.7%	(k=2)
450	400-500	Body	56.7 ± 5%	0.94 ± 5%	0.14	2.69	7.40 ± 15.5%	(k=2)
835	750-950	Body	55.2 ± 5%	0.97 ± 5%	0.58	1.95	6.47 ± 11.9%	(k=2)
1900	1800-2000	Body	53.3 ± 5%	1.52 ± 5%	0.59	2.76	4.60 ± 11.3%	(k=2)
2450	2400-2500	Body	52.7 ± 5%	1.95 ± 5%	1.21	1.63	4.44 ± 9.7%	(k=2)

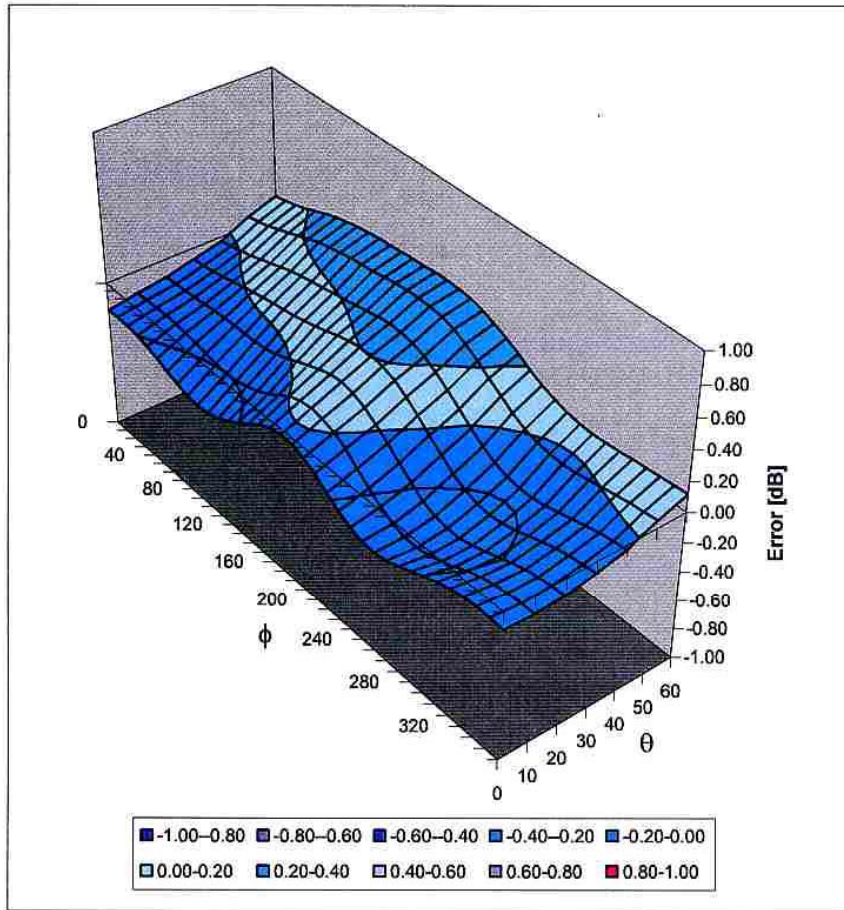
<sup>B</sup> The total standard uncertainty is calculated as root-sum-square of standard uncertainty of the Conversion Factor at calibration frequency and the standard uncertainty for the indicated frequency band.

ET3DV6 SN:1609

September 2, 2004

## Deviation from Isotropy in HSL

Error ( $\theta, \phi$ ),  $f = 900$  MHz



**Spherical Isotropy Error <math>\lt; \pm 0.4 dB**

Schmid & Partner Engineering AG

**s p e a g**

Zeughausstrasse 43, 8004 Zurich, Switzerland  
Phone +41 1 245 9700, Fax +41 1 245 9779  
info@speag.com, <http://www.speag.com>

## IMPORTANT NOTICE

### USAGE OF PROBES IN ORGANIC SOLVENTS

Diethylene Glycol Monobuthy Ether (the basis for liquids above 1 GHz), as many other organic solvents, is a very effective softener for synthetic materials. These solvents can cause irreparable damage to certain SPEAG products, except those which are explicitly declared as compliant with organic solvents.

#### Compatible Probes:

- ET3DV6
- ET3DV6R
- ES3DVx
- ER3DV6
- H3DV6

#### Important Note for ET3DV6 Probes:

**The ET3DV6 probes shall not be exposed to solvents longer than necessary for the measurements and shall be cleaned daily after use with warm water and stored dry.**

**s p e a g**

Schmid & Partner Engineering AG  
Zeughausstrasse 43, 8004 Zurich, Switzerland  
Phone +41 1 245 9700, Fax +41 1 245 9779  
info@speag.com, <http://www.speag.com>

Schmid & Partner Engineering AG