


ATTACHMENT P – SAR TEST SETUP PHOTOGRAPHS


■ Test Setup Photo




■ Test Setup Photo





■ Test Setup Photo





■ Test Setup Photo




■ Test Setup Photo




■ Test Setup Photo





■ Test Setup Photo





■ Test Setup Photo



■ Test Setup Photo




■ Test Setup Photo




■ Test Setup Photo



■ Test Setup Photo




■ Test Setup Photo





■ Test Setup Photo

[835MHz/ 1900MHz Head Tissue Liquid Depth : 15cm]



■ Test Setup Photo

[835MHz/ 1900MHz Body Tissue Liquid Depth : 15cm]



■ Test Setup Photo



■ Test Setup Photo (Rotated LCD)- Touch position



■ Test Setup Photo (Rotated LCD)- Tilt 15 position



■ Test Setup Photo (Rotated LCD)- Tilt 15 position

