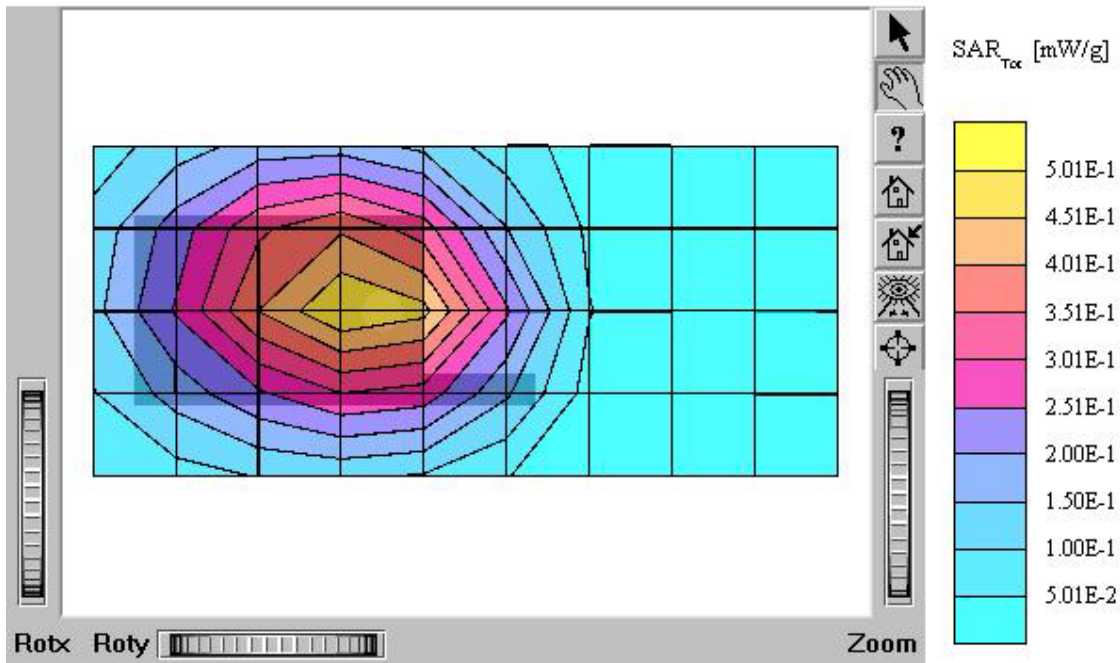


## ATTACHMENT O – SAR TEST PLOTS (3 of 3)

### TX-130C (Body)

SAM I Phantom; Flat Section; Position: (90°,90°); Frequency: 835 MHz  
Probe: ET3DV6 - SN1609; ConvP(6.57,6.57,6.57); Crest factor: 1.0; Body 835 MHz:  $\sigma = 1.00$   
mho/m  $\epsilon_r = 54.2$   $\rho = 1.00$  g/cm<sup>3</sup>  
Cube 5x5x7; SAR (1g): 0.447 mW/g, SAR (10g): 0.306 mW/g  
Coarse: Dx = 20.0, Dy = 20.0, Dz = 10.0  
Powerdrift: -0.11 dB  
Comment:  
FCC ID: PP4TX-130C / MODEL: TX-130C  
Company: Hyundai Curitel Inc.  
Test Position: Body / Antenna: in  
Mode: CDMA / Channel: 363 (835.89MHz)  
Conducted Power : 25.5 dBm  
Liquid Temperature : 21.8°C  
Date Tested : February 17, 2004



### TX-130C (Body)

SAM I Phantom: Flat Section: Position: (90°,90°); Frequency: 835 MHz

Probe: ET3DV6 - SN1609; ConvF(6.57,6.57,6.57); Crest factor: 1.0; Body 835 MHz:  $\sigma = 1.00$

mho/m  $\epsilon_r = 54.2$   $\rho = 1.00$  g/cm<sup>3</sup>

Cube 5x5x7; SAR (1g): 0.373 mW/g, SAR (10g): 0.259 mW/g

Coarse: Dx = 20.0, Dy = 20.0, Dz = 10.0

Powerdrift: -0.26 dB

Comment:

FCC ID: PP4TX-130C / MODEL: TX-130C (Rotate LCD)

Company: Hyundai Curitel Inc.

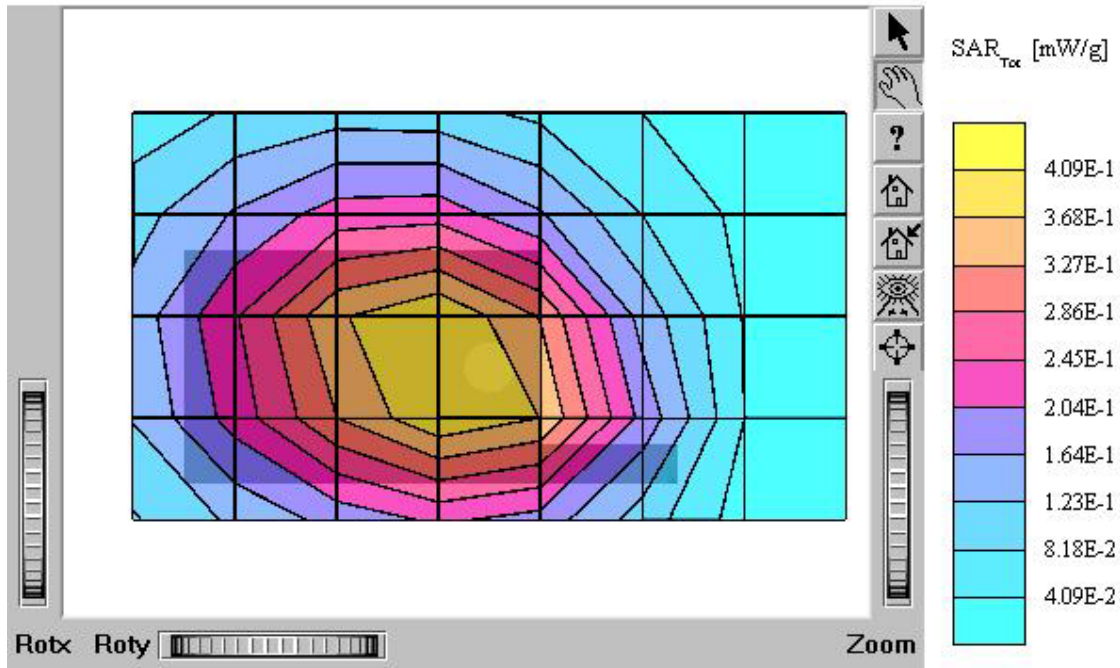
Test Position: Body / Antenna: in

Mode: CDMA / Channel: 363 (835.89MHz)

Conducted Power : 25.5 dBm

Liquid Temperature : 21.8°C

Date Tested : February 17, 2004



### TX-130C (Body)

SAM I Phantom: Flat Section: Position: (90°,90°); Frequency: 835 MHz

Probe: ET3DV6 - SN1609; ConvF(6.57,6.57,6.57); Crest factor: 1.0; Body 835 MHz:  $\sigma = 1.00$

mho/m  $\epsilon_r = 54.2$   $\rho = 1.00$  g/cm<sup>3</sup>

Cube 5x5x7; SAR (1g): 0.291 mW/g, SAR (10g): 0.204 mW/g

Coarse: Dx = 20.0, Dy = 20.0, Dz = 10.0

Powerdrift: -0.11 dB

Comment:

FCC ID: PP4TX-130C / MODEL: TX-130C

Company: Hyundai Curitel Inc.

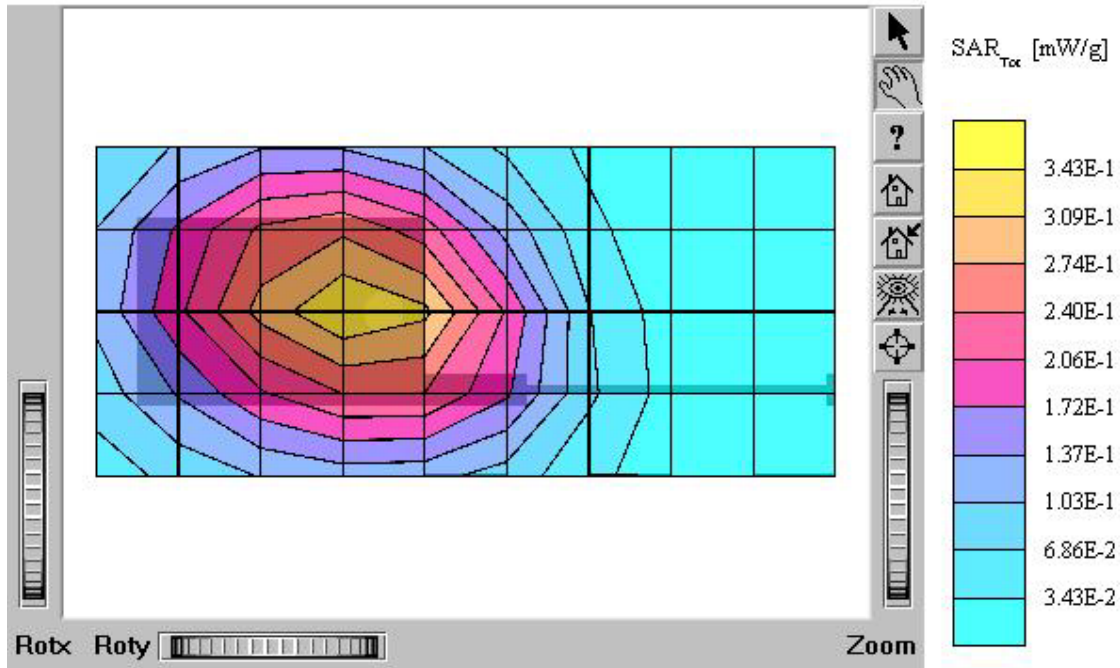
Test Position: Body / Antenna: out

Mode: CDMA / Channel: 363 (835.89MHz)

Conducted Power : 25.5 dBm

Liquid Temperature : 21.8°C

Date Tested : February 17, 2004



### TX-130C (Body)

SAM II Phantom; Flat Section; Position: (90°,90°); Frequency: 1900 MHz

Probe: ET3DV6 - SN1609; ConvF(4.69,4.69,4.69); Crest factor: 1.0; Body 1900 MHz:  $\sigma = 1.57$

mho/m  $\epsilon_r = 53.2$   $\rho = 1.00$  g/cm<sup>3</sup>

Cube 5x5x7; SAR (1g): 0.361 mW/g, SAR (10g): 0.216 mW/g

Coarse: Dx = 20.0, Dy = 20.0, Dz = 10.0

Powerdrift: -0.07 dB

Comment:

FCC ID: PP4TX-130C / MODEL: TX-130C

Company: Hyundai Curitel Inc.

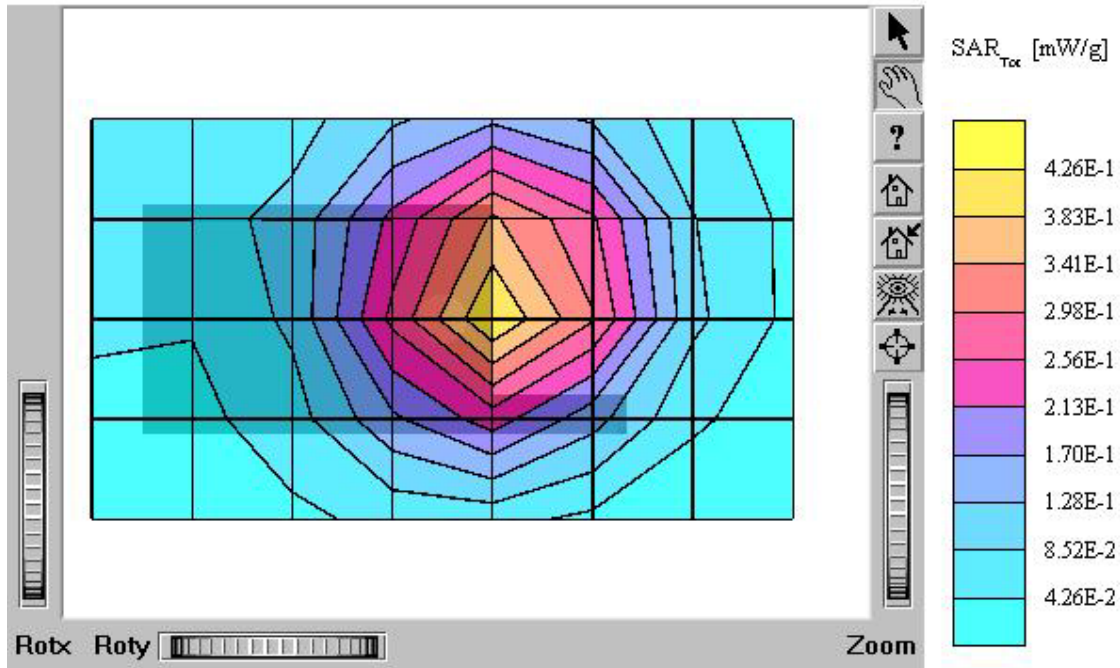
Test Position : Body / Antenna: in

Mode: PCS CDMA / Channel: 600 (1880.00MHz)

Conducted Power : 25.0 dBm

Liquid Temperature : 21.4°C

Date Tested : February 18, 2004





### TX-130C (Body)

SAM II Phantom; Flat Section; Position: (90°,90°); Frequency: 1900 MHz

Probe: ET3DV6 - SN1609; ConvF(4.69,4.69,4.69); Crest factor: 1.0; Body 1900 MHz:  $\sigma = 1.57$

mho/m  $\epsilon_r = 53.2$   $\rho = 1.00$  g/cm<sup>3</sup>

Cube 5x5x7; SAR (1g): 0.615 mW/g, SAR (10g): 0.359 mW/g

Coarse: Dx = 20.0, Dy = 20.0, Dz = 10.0

Powerdrift: -0.05 dB

Comment:

FCC ID: PP4TX-130C / MODEL: TX-130C

Company: Hyundai Curitel Inc.

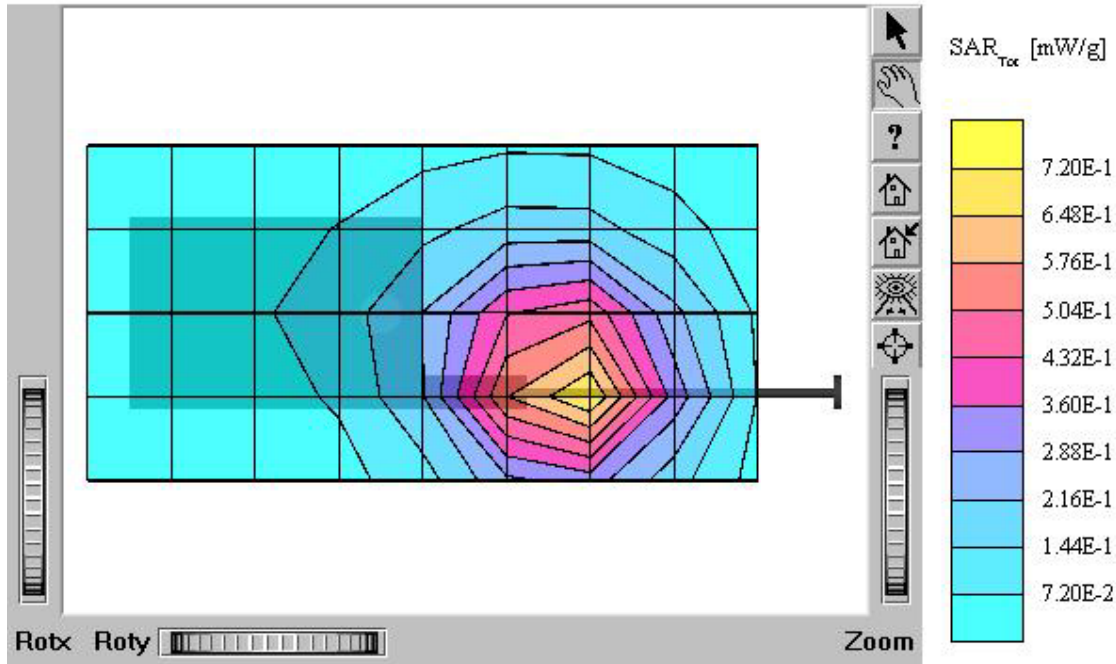
Test Position : Body / Antenna: out

Mode: PCS CDMA / Channel: 600 (1880.00MHz)

Conducted Power : 25.0 dBm

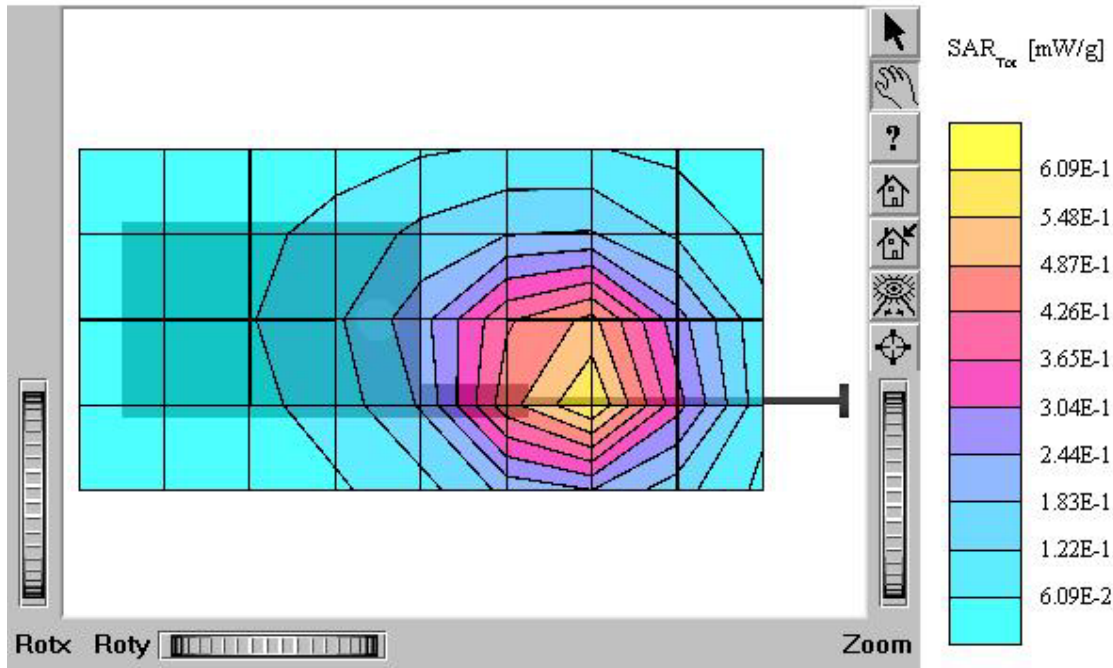
Liquid Temperature : 21.4°C

Date Tested : February 18, 2004



### TX-130C (Body)

SAM II Phantom: Flat Section; Position: (90°,90°); Frequency: 1900 MHz  
Probe: ET3DV6 - SN1609; ConvF(4.69,4.69,4.69); Crest factor: 1.0; Body 1900 MHz:  $\sigma = 1.57$   
mho/m  $\epsilon_r = 53.2$   $\rho = 1.00$  g/cm<sup>3</sup>  
Cube 5x5x7; SAR (1g): 0.540 mW/g, SAR (10g): 0.317 mW/g  
Coarse: Dx = 20.0, Dy = 20.0, Dz = 10.0  
Powerdrift: -0.26 dB  
Comment:  
FCC ID: PP4TX-130C / MODEL: TX-130C (Rotate LCD)  
Company: Hyundai Curitel Inc.  
Test Position : Body / Antenna: out  
Mode: PCS CDMA / Channel: 600 (1880.00MHz)  
Conducted Power : 25.0 dBm  
Liquid Temperature : 21.4°C  
Date Tested : February 18, 2004



## TX-130C

SAM IPhantom; Section: Position: ; Frequency: 835 MHz

Probe: ET3DV6 - SN1609; ConvF(6.62,6.62,6.62); Crest factor: 1.0; Brain 835 MHz:  $\sigma = 0.91$

mho/m  $\epsilon_r = 42.8$   $\rho = 1.00$  g/cm<sup>3</sup>

:

Z-Axis: Dx = 0.0, Dy = 0.0, Dz = 5.0

### Comment:

FCC ID: PP4TX-130C / MODEL: TX-130C (Rotate LCD)

Company: Hyundai Curitel Inc.

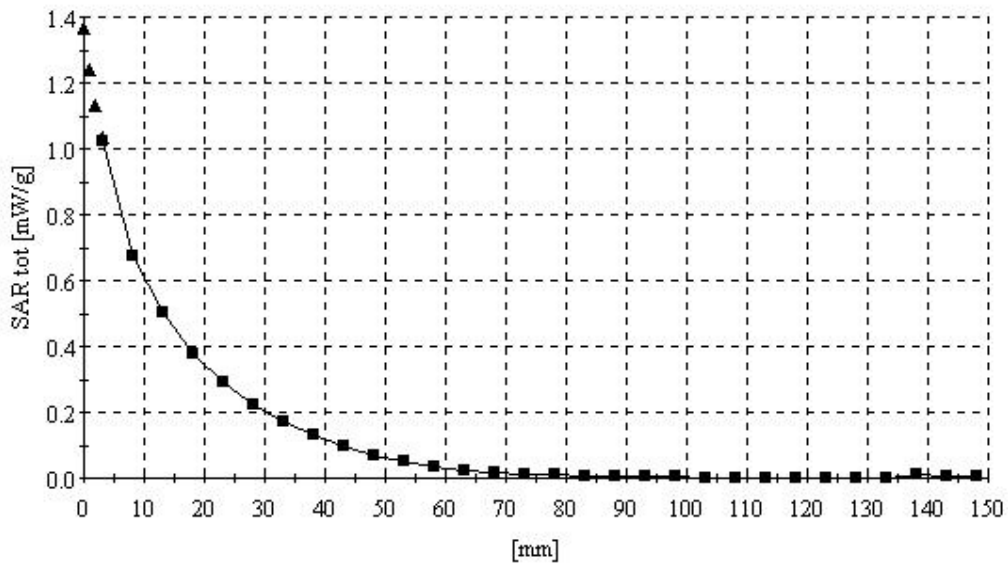
Test Position: Left Touch / Antenna: in

Mode: CDMA / Channel: 363 (853.89MHz)

Conducted Power : 25.5 dBm

Liquid Temperature : 21.8°C

Date Tested : February 17, 2004

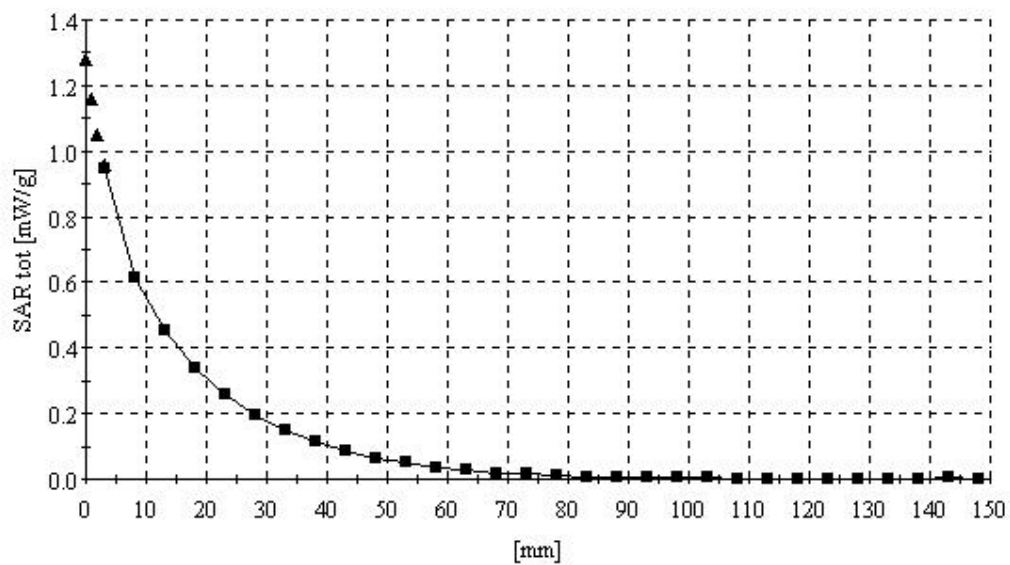




## TX-130C

SAM I Phantom: Section: Position: ; Frequency: 835 MHz  
Probe: ET3DV6 - SN1609; ConvF(6.62,6.62,6.62); Crest factor: 1.0; Brain 835 MHz:  $\sigma = 0.91$   
mho/m  $\epsilon_r = 42.8$   $\rho = 1.00$  g/cm<sup>3</sup>  
:  
Z-Axis: Dx = 0.0, Dy = 0.0, Dz = 5.0

Comment:  
FCC ID: PP4TX-130C / MODEL: TX-130C (Rotate LCD)  
Company: Hyundai Curitel Inc.  
Test Position: Right Touch / Antenna: in  
Mode: CDMA / Channel: 363 (853.89MHz)  
Conducted Power : 25.5 dBm  
Liquid Temperature : 21.8°C  
Date Tested : February 17, 2004



### TX-130C

SAM I Phantom: Section: Position: ; Frequency: 835 MHz

Probe: ET3DV6 - SN1609; ConvF(6.62,6.62,6.62); Crest factor: 1.0; Brain 835 MHz:  $\sigma = 0.91$

mho/m  $\epsilon_r = 42.8$   $\rho = 1.00$  g/cm<sup>3</sup>

:

Z-Axis: Dx = 0.0, Dy = 0.0, Dz = 5.0

Comment:

FCC ID: PP4TX-130C / MODEL: TX-130C

Company: Hyundai Curitel Inc.

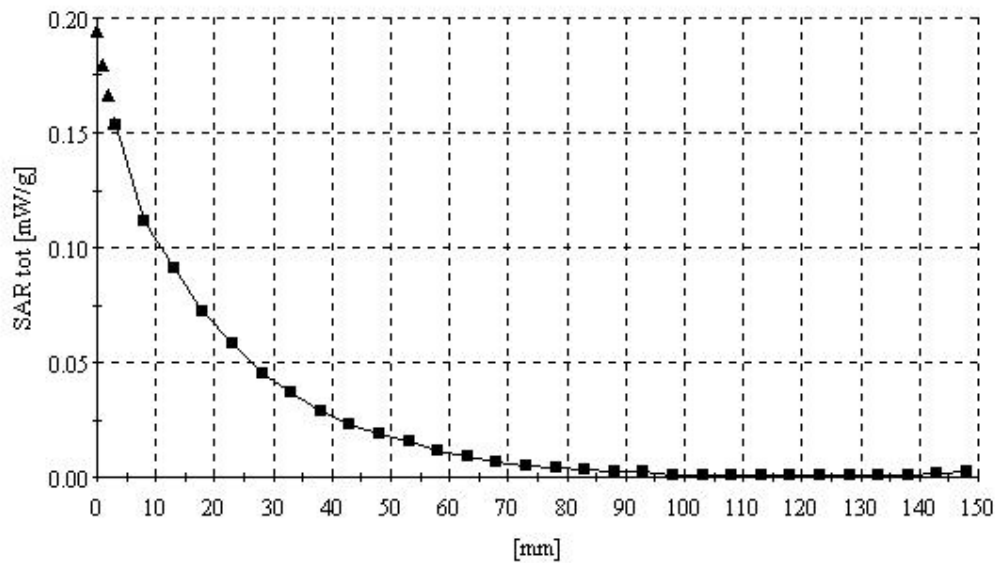
Test Position: Left Tilt 15° / Antenna: in

Mode: CDMA / Channel: 363 (853.89MHz)

Conducted Power : 25.5 dBm

Liquid Temperature : 21.8°C

Date Tested : February 17, 2004



### TX-130C

SAM I Phantom: Section: Position: ; Frequency: 835 MHz

Probe: ET3DV6 - SN1609; ConvF(6.62,6.62,6.62); Crest factor: 1.0; Brain 835 MHz:  $\sigma = 0.91$

mho/m  $\epsilon_r = 42.8$   $\rho = 1.00$  g/cm<sup>3</sup>

:

Z-Axis: Dx = 0.0, Dy = 0.0, Dz = 5.0

Comment:

FCC ID: PP4TX-130C / MODEL: TX-130C

Company: Hyundai Curitel Inc.

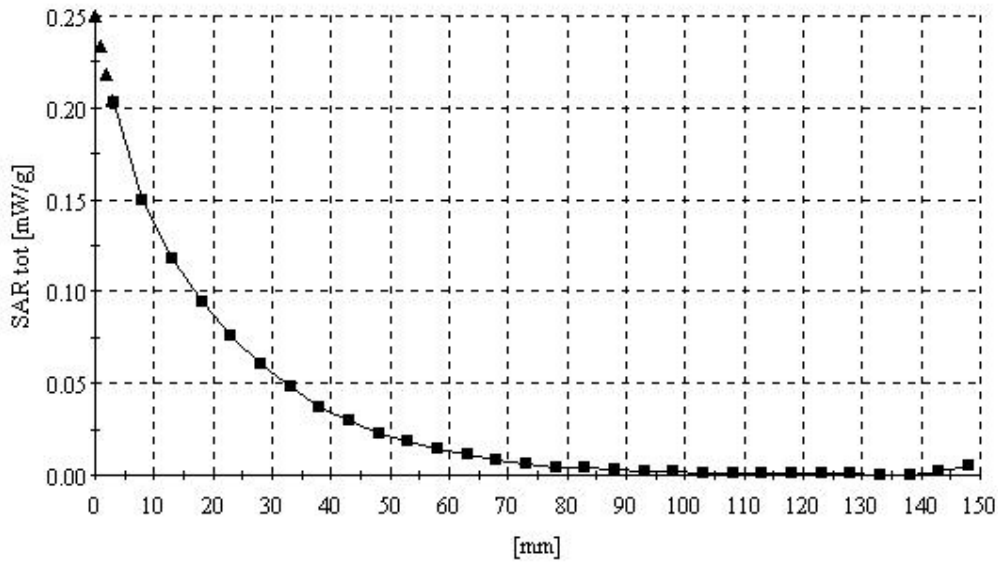
Test Position: Right Tilt 15° / Antenna: in

Mode: CDMA / Channel: 363 (853.89MHz)

Conducted Power : 25.5 dBm

Liquid Temperature : 21.8°C

Date Tested : February 17, 2004



## TX-130C

SAM II Phantom; Section; Position; ; Frequency: 1900 MHz

Probe: ET3DV6 - SN1609; ConvF(5.29,5.29,5.29); Crest factor: 1.0; Brain 1900 MHz:  $\sigma = 1.39$

mho/m  $\epsilon_r = 40.3$   $\rho = 1.00$  g/cm<sup>3</sup>

:

Z-Axis: Dx = 0.0, Dy = 0.0, Dz = 5.0

### Comment:

FCC ID: PP4TX-130C / MODEL: TX-130C (Rotate LCD)

Company: Hyundai Curitel Inc.

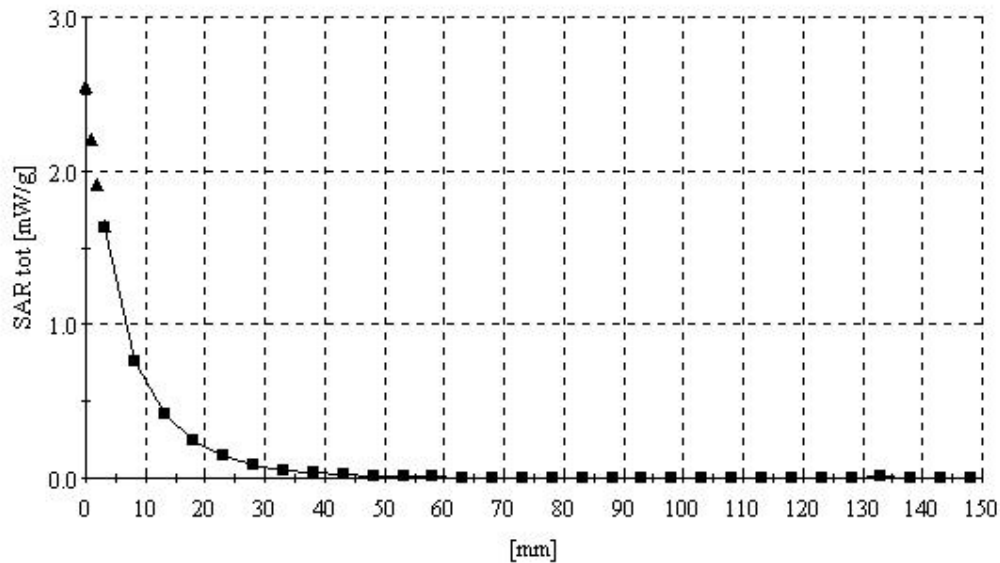
Test Position: Left Touch / Antenna: out

Mode: PCS CDMA / Channel: 1175 (1908.75MHz)

Conducted Power : 25.0 dBm

Liquid Temperature : 21.4°C

Date Tested : February 18, 2004



## TX-130C

SAM II Phantom; Section: Position: ; Frequency: 1900 MHz

Probe: ET3DV6 - SN1609; ConvF(5.29,5.29,5.29); Crest factor: 1.0; Brain 1900 MHz:  $\sigma = 1.39$

mho/m  $\epsilon_r = 40.3$   $\rho = 1.00$  g/cm<sup>3</sup>

:

Z-Axis: Dx = 0.0, Dy = 0.0, Dz = 5.0

### Comment:

FCC ID: PP4TX-130C / MODEL: TX-130C (Rotate LCD)

Company: Hyundai Curitel Inc.

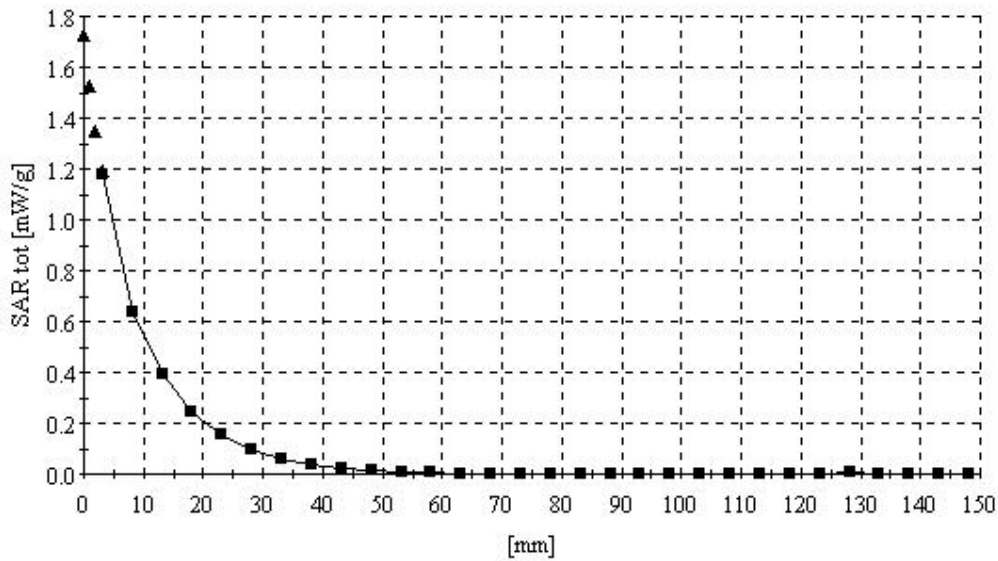
Test Position: Right Touch / Antenna: out

Mode: PCS CDMA / Channel: 1175 (1908.75MHz)

Conducted Power : 25.0 dBm

Liquid Temperature : 21.4°C

Date Tested : February 18, 2004





### TX-130C

SAM II Phantom: Section: Position: ; Frequency: 1900 MHz

Probe: ET3DV6 - SN1609; ConvF(5.29,5.29,5.29); Crest factor: 1.0; Brain 1900 MHz:  $\sigma = 1.39$

mho/m  $\epsilon_r = 40.3$   $\rho = 1.00$  g/cm<sup>3</sup>

:

Z-Axis: Dx = 0.0, Dy = 0.0, Dz = 5.0

Comment:

FCC ID: PP4TX-130C / MODEL: TX-130C

Company: Hyundai Curitel Inc.

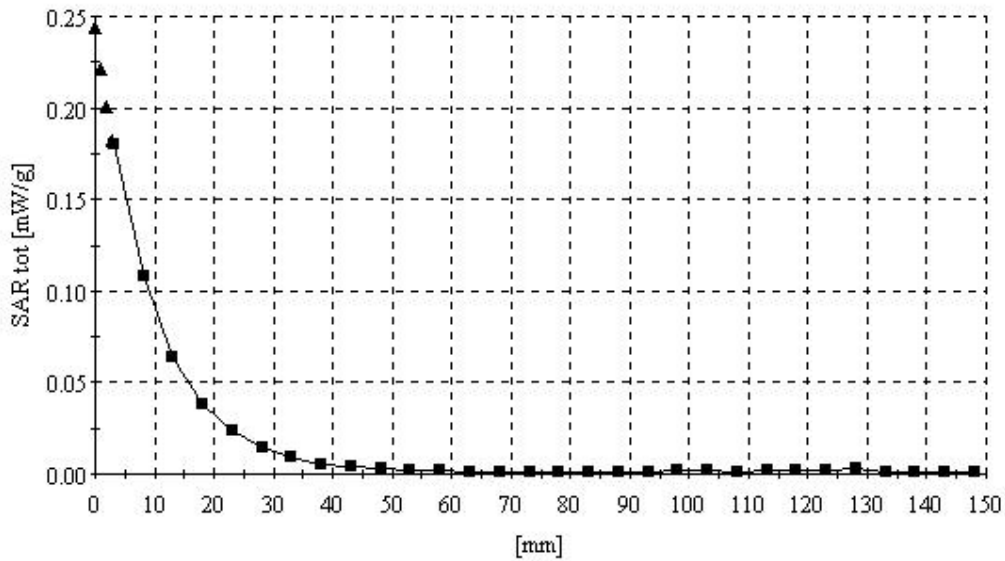
Test Position: Left Tilt 15° / Antenna: out

Mode: PCS CDMA / Channel: 600 (1880.00MHz)

Conducted Power : 25.0 dBm

Liquid Temperature : 21.4°C

Date Tested : February 18, 2004



## TX-130C

SAM II Phantom; Section: Position: ; Frequency: 1900 MHz

Probe: ET3DV6 - SN1609; ConvF(5.29,5.29,5.29); Crest factor: 1.0; Brain 1900 MHz:  $\sigma = 1.39$

mho/m  $\epsilon_r = 40.3$   $\rho = 1.00$  g/cm<sup>3</sup>

:

Z-Axis: Dx = 0.0, Dy = 0.0, Dz = 5.0

### Comment:

FCC ID: PP4TX-130C / MODEL: TX-130C

Company: Hyundai Curitel Inc.

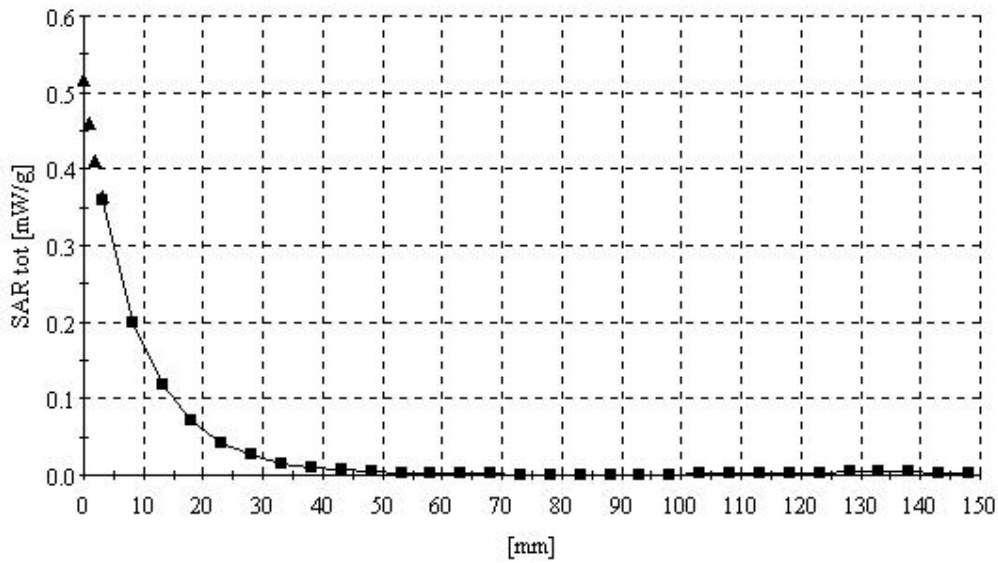
Test Position: Right Tilt 15° / Antenna: out

Mode: PCS CDMA / Channel: 600 (1880.00MHz)

Conducted Power : 25.0 dBm

Liquid Temperature : 21.4°C

Date Tested : February 18, 2004



### TX-130C (Body)

SAM I Phantom: Section: Position: ; Frequency: 835 MHz

Probe: ET3DV6 - SN1609; ConvF(6.57,6.57,6.57); Crest factor: 1.0; Body 835 MHz:  $\sigma = 1.00$

mho/m  $\epsilon_r = 54.2$   $\rho = 1.00$  g/cm<sup>3</sup>

:

Z-Axis: Dx = 0.0, Dy = 0.0, Dz = 5.0

#### Comment:

FCC ID: PP4TX-130C / MODEL: TX-130C

Company: Hyundai Curitel Inc.

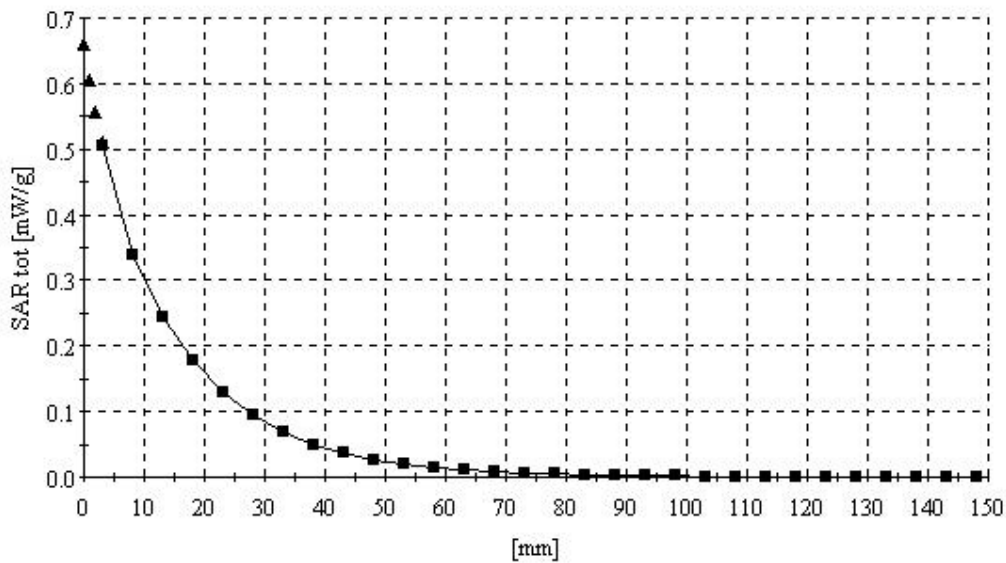
Test Position: Body / Antenna: in

Mode: CDMA / Channel: 363 (835.89MHz)

Conducted Power : 25.5 dBm

Liquid Temperature : 21.8°C

Date Tested : February 17, 2004



### TX-130C (Body)

SAM II Phantom; Section; Position: ; Frequency: 1900 MHz

Probe: ET3DV6 - SN1609; ConvF(4.69,4.69,4.69); Crest factor: 1.0; Body 1900 MHz:  $\sigma = 1.57$

mho/m  $\epsilon_r = 53.2$   $\rho = 1.00$  g/cm<sup>3</sup>

:

Z-Axis: Dx = 0.0, Dy = 0.0, Dz = 5.0

#### Comment:

FCC ID: PP4TX-130C / MODEL: TX-130C

Company: Hyundai Curitel Inc.

Test Position : Body / Antenna: out

Mode: PCS CDMA / Channel: 600 (1880.00MHz)

Conducted Power : 25.0 dBm

Liquid Temperature : 21.4°C

Date Tested : February 18, 2004

