


ATTACHMENT P – SAR TEST SETUP PHOTOGRAPHS

■ Test Setup Photo




■ Test Setup Photo



■ Test Setup Photo





■ Test Setup Photo



■ Test Setup Photo




■ Test Setup Photo



■ Test Setup Photo




■ Test Setup Photo





■ Test Setup Photo

[835MHz/ 1900MHz Head Tissue Liquid Depth : 15cm]



■ Test Setup Photo

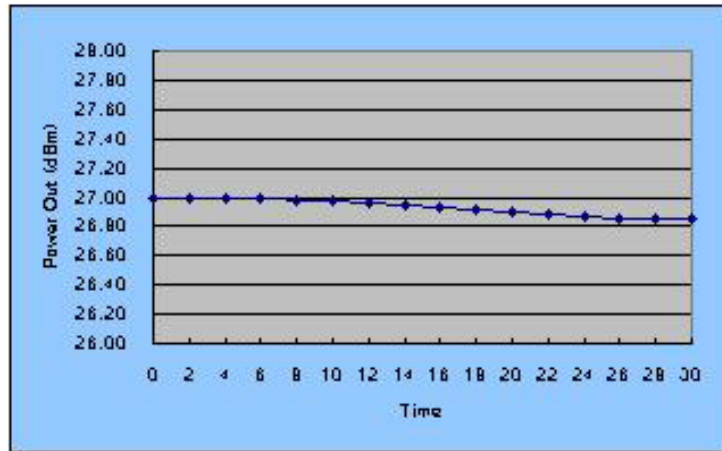
[835MHz/ 1900MHz Body Tissue Liquid Depth : 15cm]



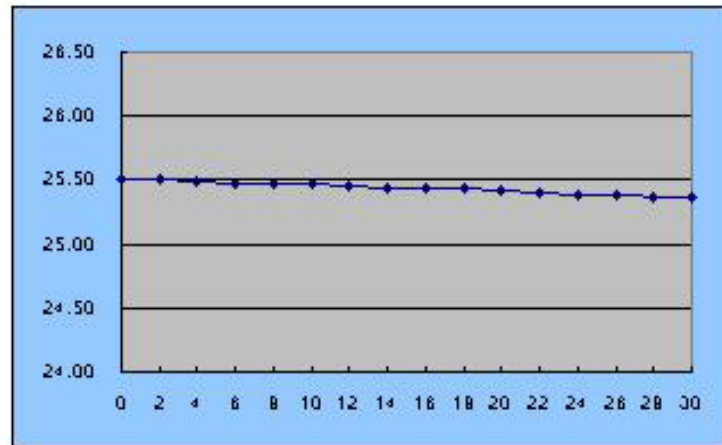
■ TX-120C Battery Power test

■ TX-120C Conducted Power test

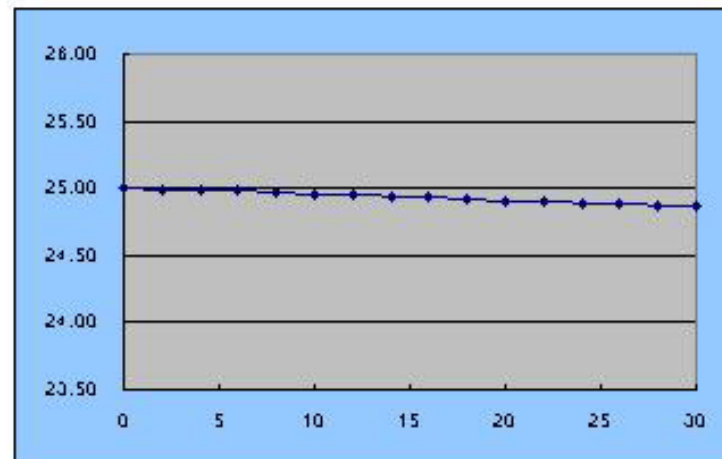
AMP6 (385 channel)	
Time	TX Power (dBm)
0	27.00
2	27.00
4	26.99
6	26.99
8	26.98
10	26.97
12	26.96
14	26.95
16	26.93
18	26.91
20	26.90
22	26.89
24	26.87
26	26.86
28	26.86
30	26.85



ODMA (363 channel)	
Time	TX Power (dBm)
0	25.50
2	25.50
4	25.49
6	25.48
8	25.47
10	25.47
12	25.46
14	25.44
16	25.43
18	25.44
20	25.41
22	25.40
24	25.39
26	25.38
28	25.37
30	25.36



PO6 ODMA (600 channel)	
Time	TX Power (dBm)
0	25.00
2	24.99
4	24.99
6	24.98
8	24.97
10	24.96
12	24.96
14	24.94
16	24.93
18	24.92
20	24.91
22	24.90
24	24.89
26	24.88
28	24.87
30	24.86



■ Test Setup Photo

