
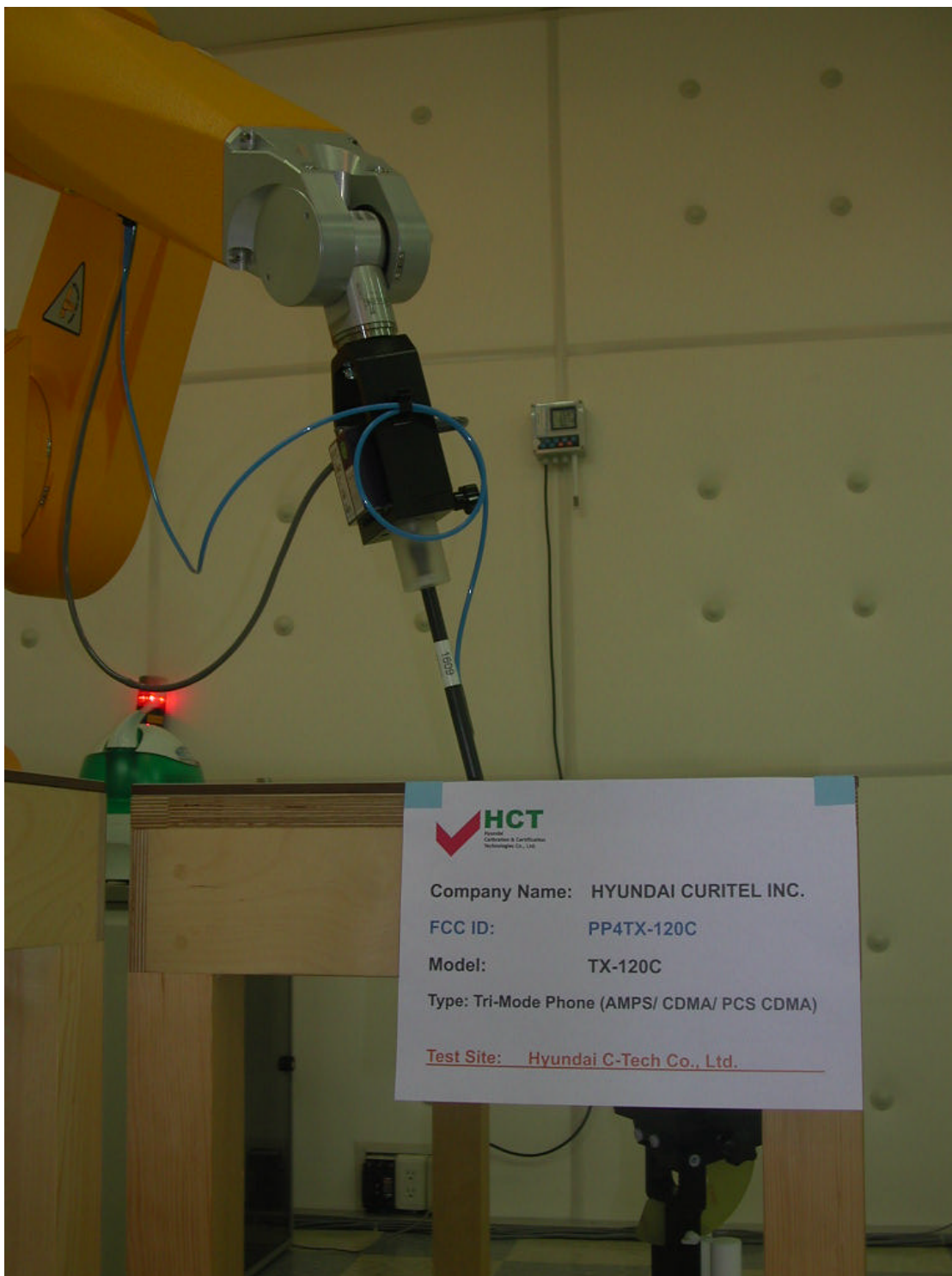


ATTACHMENT P – SAR TEST SETUP PHOTOGRAPHS


Test Setup Photo




Test Setup Photo



Test Setup Photo



Test Setup Photo



Test Setup Photo




Test Setup Photo



Test Setup Photo




Test Setup Photo





Test Setup Photo

[835MHz/ 1900MHz Head Tissue Liquid Depth : 15cm]




Test Setup Photo

[835MHz/ 1900MHz Body Tissue Liquid Depth : 15cm]



Test Setup Photo

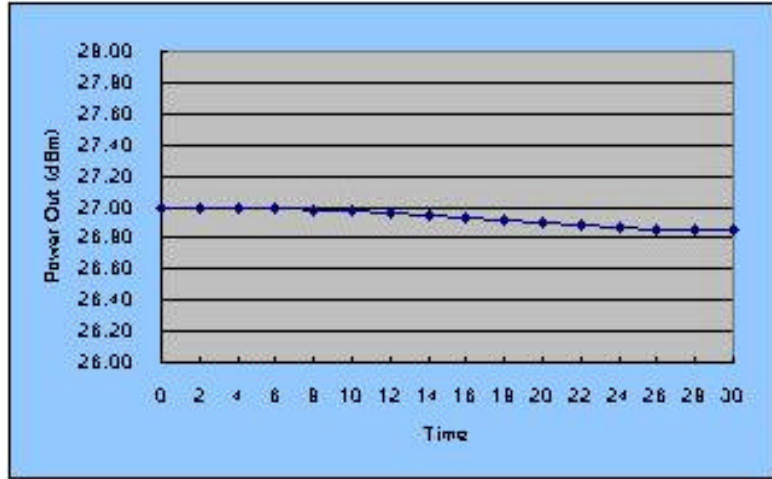
[Conducted Power Measurement set-up]



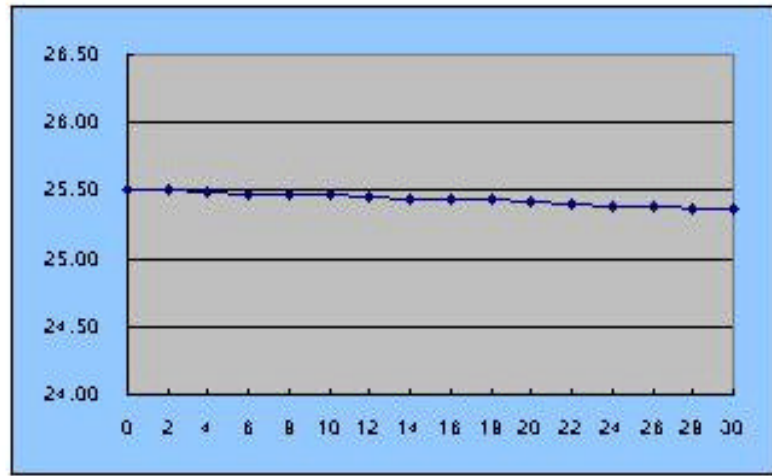
TX-120C Battery Power test

■ TX-120C Conducted Power test

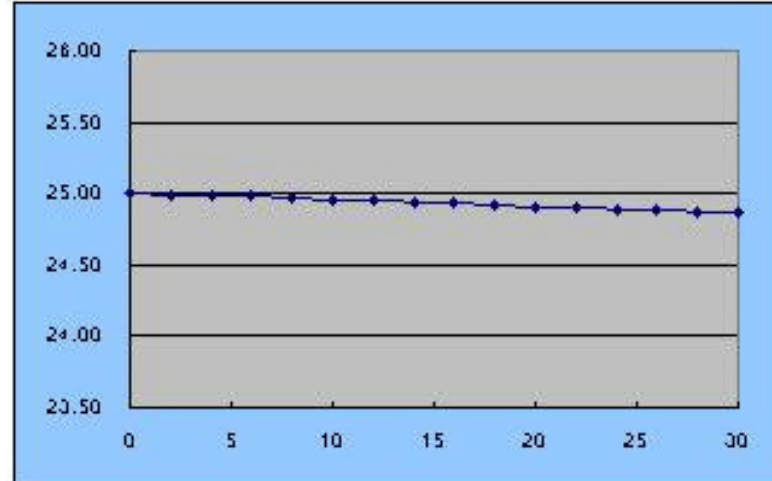
AMP6 (363 channel)	
Time	TX Power (dBm)
0	27.00
2	27.00
4	26.99
6	26.99
8	26.98
10	26.97
12	26.96
14	26.95
16	26.94
18	26.91
20	26.90
22	26.89
24	26.87
26	26.86
28	26.86
30	26.86



ODMA (363 channel)	
Time	TX Power (dBm)
0	25.50
2	25.50
4	25.49
6	25.48
8	25.47
10	25.47
12	25.45
14	25.44
16	25.43
18	25.44
20	25.41
22	25.40
24	25.39
26	25.38
28	25.37
30	25.36



PO6 ODMA (600 channel)	
Time	TX Power (dBm)
0	24.99
2	24.99
4	24.98
6	24.98
8	24.97
10	24.96
12	24.96
14	24.94
16	24.93
18	24.92
20	24.91
22	24.90
24	24.89
26	24.88
28	24.87
30	24.86



Test Setup Photo

