



ATTACHMENT R – PROBE CALIBRATION DATA

**Calibration Laboratory of
Schmid & Partner
Engineering AG**
Zeughausstrasse 43, 8004 Zurich, Switzerland

Client **Hanwha (Dymstec)**

CALIBRATION CERTIFICATE																															
Object(s)	ET3DV6 - SN:1607																														
Calibration procedure(s)	QA CAL-01.v2 Calibration procedure for dosimetric E-field probes																														
Calibration date:	April 28, 2004																														
Condition of the calibrated item	In Tolerance (according to the specific calibration document)																														
<p>This calibration certificate documents the traceability to national standards, which realize the physical units of measurements (SI). The measurements and the uncertainties with confidence probability are given on the following pages and are part of the certificate.</p> <p>All calibrations have been conducted in the closed laboratory facility: environment temperature 22 +/- 2 degrees Celsius and humidity < 75%.</p> <p>Calibration Equipment used (M&TE critical for calibration)</p> <table border="1"> <thead> <tr> <th>Model Type</th> <th>ID #</th> <th>Cal Date (Calibrated by, Certificate No.)</th> <th>Scheduled Calibration</th> </tr> </thead> <tbody> <tr> <td>Power meter EPM E442</td> <td>GB37480704</td> <td>6-Nov-03 (METAS, No. 252-0254)</td> <td>Nov-04</td> </tr> <tr> <td>Power sensor HP 8481A</td> <td>US37292783</td> <td>6-Nov-03 (METAS, No. 252-0254)</td> <td>Nov-04</td> </tr> <tr> <td>Fluke Process Calibrator Type 702</td> <td>SN: 6295803</td> <td>8-Sep-03 (Sintrel SCS No. E-030020)</td> <td>Sep-04</td> </tr> <tr> <td>Power sensor HP 8481A</td> <td>MY41092180</td> <td>18-Sep-02 (SPEAG, in house check Oct-03)</td> <td>In house check: Oct 05</td> </tr> <tr> <td>RF generator HP 8684C</td> <td>US3642U01700</td> <td>4-Aug-99 (SPEAG, in house check Aug-02)</td> <td>In house check: Aug-05</td> </tr> <tr> <td>Network Analyzer HP 8753E</td> <td>US37390585</td> <td>18-Oct-01 (SPEAG, in house check Oct-03)</td> <td>In house check: Oct 05</td> </tr> </tbody> </table>				Model Type	ID #	Cal Date (Calibrated by, Certificate No.)	Scheduled Calibration	Power meter EPM E442	GB37480704	6-Nov-03 (METAS, No. 252-0254)	Nov-04	Power sensor HP 8481A	US37292783	6-Nov-03 (METAS, No. 252-0254)	Nov-04	Fluke Process Calibrator Type 702	SN: 6295803	8-Sep-03 (Sintrel SCS No. E-030020)	Sep-04	Power sensor HP 8481A	MY41092180	18-Sep-02 (SPEAG, in house check Oct-03)	In house check: Oct 05	RF generator HP 8684C	US3642U01700	4-Aug-99 (SPEAG, in house check Aug-02)	In house check: Aug-05	Network Analyzer HP 8753E	US37390585	18-Oct-01 (SPEAG, in house check Oct-03)	In house check: Oct 05
Model Type	ID #	Cal Date (Calibrated by, Certificate No.)	Scheduled Calibration																												
Power meter EPM E442	GB37480704	6-Nov-03 (METAS, No. 252-0254)	Nov-04																												
Power sensor HP 8481A	US37292783	6-Nov-03 (METAS, No. 252-0254)	Nov-04																												
Fluke Process Calibrator Type 702	SN: 6295803	8-Sep-03 (Sintrel SCS No. E-030020)	Sep-04																												
Power sensor HP 8481A	MY41092180	18-Sep-02 (SPEAG, in house check Oct-03)	In house check: Oct 05																												
RF generator HP 8684C	US3642U01700	4-Aug-99 (SPEAG, in house check Aug-02)	In house check: Aug-05																												
Network Analyzer HP 8753E	US37390585	18-Oct-01 (SPEAG, in house check Oct-03)	In house check: Oct 05																												
Calibrated by:	Name Nico Vetterli	Function Technician	Signature 																												
Approved by:	Katja Pokovic	Laboratory Director																													
Date issued: April 28, 2004																															
<p>This calibration certificate is issued as an intermediate solution until the accreditation process (based on ISO/IEC 17025 International Standard) for Calibration Laboratory of Schmid & Partner Engineering AG is completed.</p>																															

Probe ET3DV6

SN:1607

Manufactured:	July 27, 2001
Last calibrated:	August 7, 2001
Recalibrated:	April 28, 2004

Calibrated for DASY Systems

(Note: non-compatible with DASY2 system!)

ET3DV6 SN:1607

April 28, 2004

DASY - Parameters of Probe: ET3DV6 SN:1607

Sensitivity in Free Space		Diode Compression [^]		
NormX	1.74 $\mu\text{V}/(\text{V}/\text{m})^2$	DCP X	90	mV
NormY	1.80 $\mu\text{V}/(\text{V}/\text{m})^2$	DCP Y	90	mV
NormZ	1.74 $\mu\text{V}/(\text{V}/\text{m})^2$	DCP Z	90	mV

Sensitivity in Tissue Simulating Liquid (Conversion Factors)

Please see Page 7.

Boundary Effect

Head	900 MHz	Typical SAR gradient: 5 % per mm	
	Sensor Center to Phantom Surface Distance	3.7 mm	4.7 mm
	SAR _{be} [%] Without Correction Algorithm	8.8	4.4
	SAR _{be} [%] With Correction Algorithm	0.0	0.1
Head	1800 MHz	Typical SAR gradient: 10 % per mm	
	Sensor Center to Phantom Surface Distance	3.7 mm	4.7 mm
	SAR _{be} [%] Without Correction Algorithm	14.5	9.8
	SAR _{be} [%] With Correction Algorithm	0.2	0.2

Sensor Offset

Probe Tip to Sensor Center	2.7 mm
Optical Surface Detection	in tolerance

The reported uncertainty of measurement is stated as the standard uncertainty of measurement multiplied by the coverage factor k=2, which for a normal distribution corresponds to a coverage probability of approximately 95%.

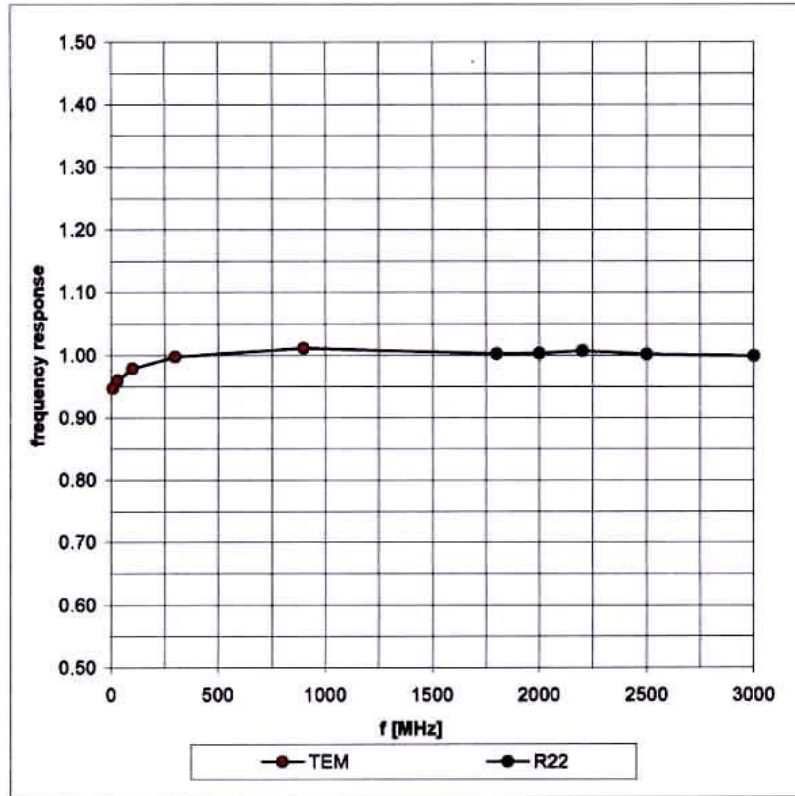
[^] numerical linearization parameter; uncertainty not required

ET3DV6 SN:1607

April 28, 2004

Frequency Response of E-Field

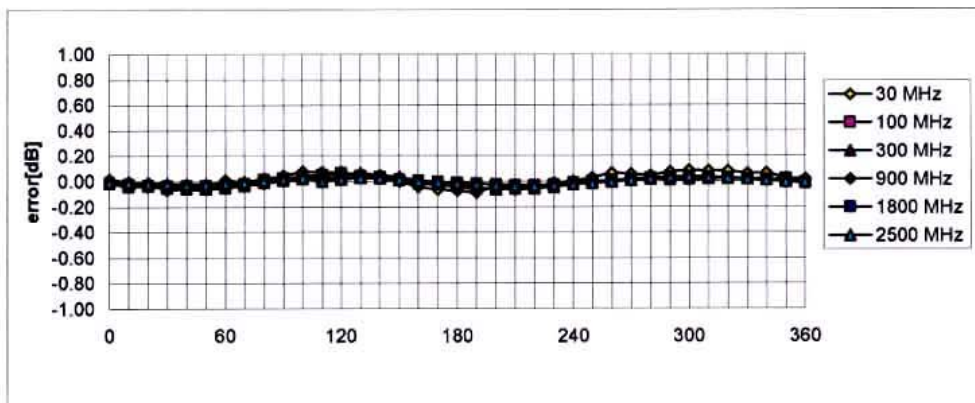
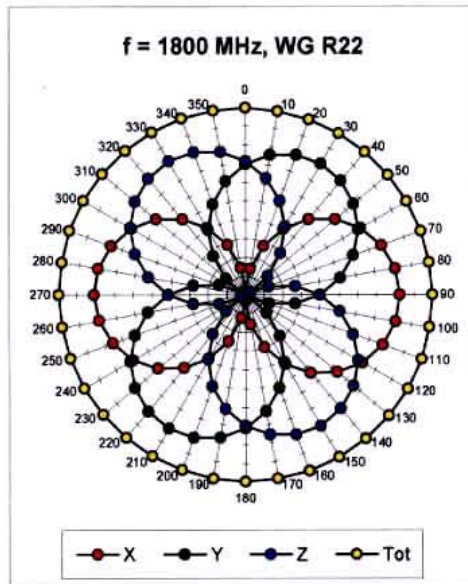
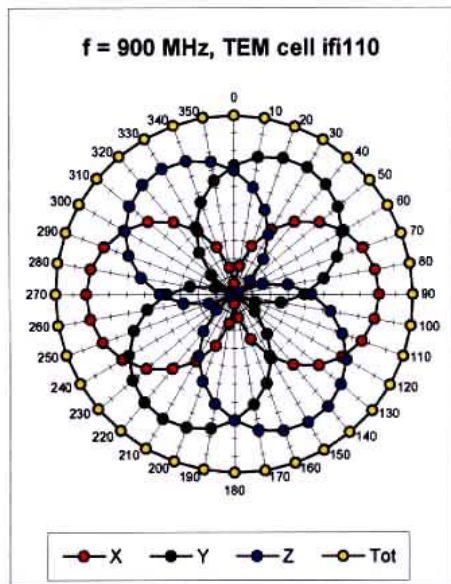
(TEM-Cell:ifi110, Waveguide R22)



ET3DV6 SN:1607

April 28, 2004

Receiving Pattern (ϕ) , $\theta = 0^\circ$

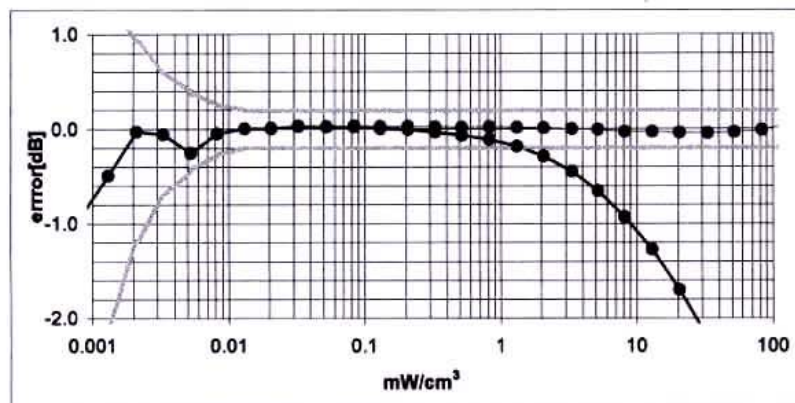
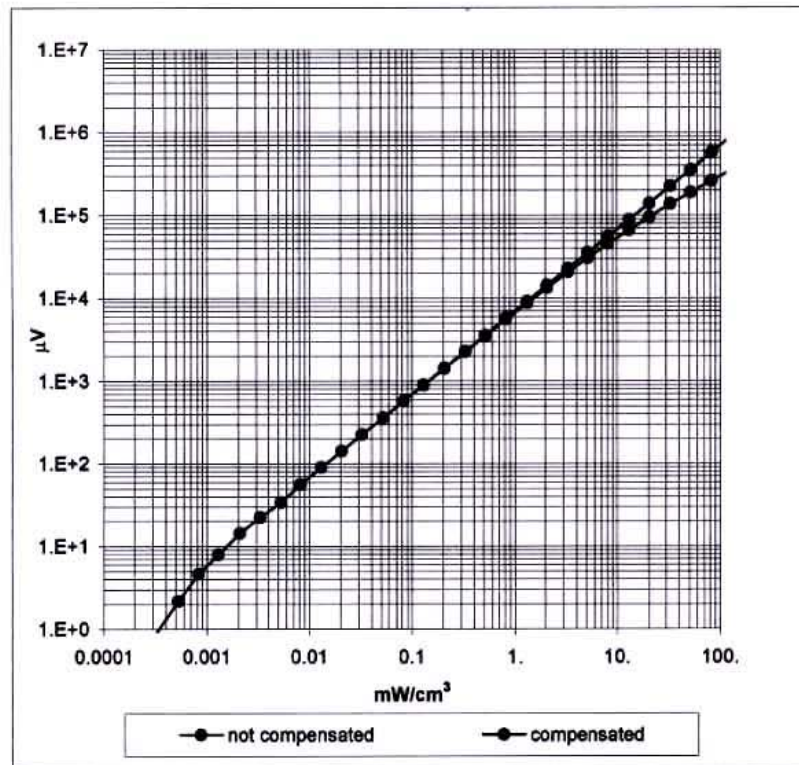


Axial Isotropy Error $\lt; \pm 0.2 \text{ dB}$

ET3DV6 SN:1607

April 28, 2004

Dynamic Range f(SAR_{head}) (Waveguide R22)

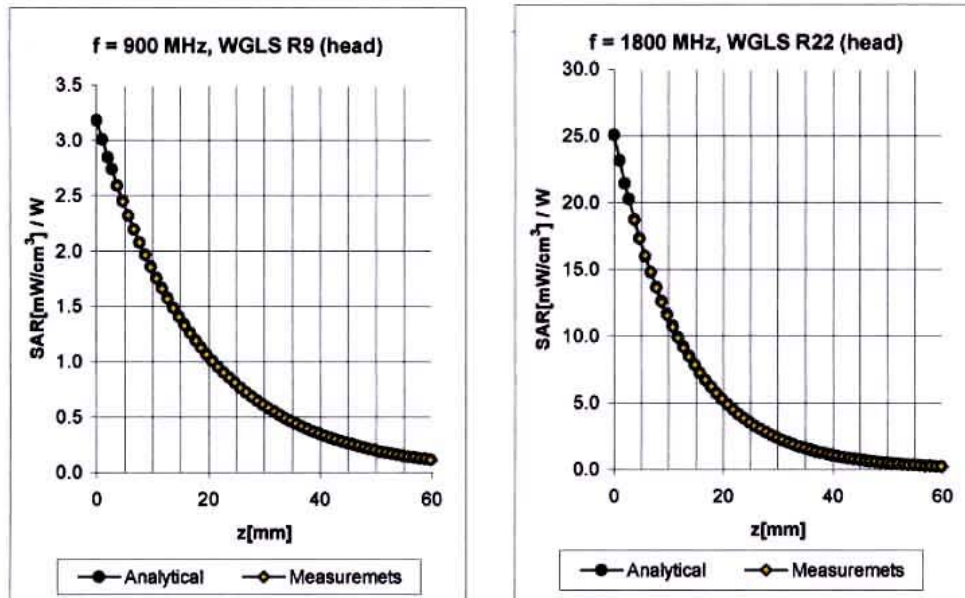


Probe Linearity < ± 0.2 dB

ET3DV6 SN:1607

April 28, 2004

Conversion Factor Assessment



f [MHz]	Validity [MHz] ^B	Tissue	Permittivity	Conductivity	Alpha	Depth	ConvF	Uncertainty
900	800-1000	Head	41.5 ± 5%	0.97 ± 5%	0.81	1.60	6.22 ± 11.3%	(k=2)
1800	1710-1910	Head	40.0 ± 5%	1.40 ± 5%	0.53	2.60	5.10 ± 11.7%	(k=2)
835	750-950	Body	55.2 ± 5%	0.97 ± 5%	0.62	1.90	6.26 ± 11.9%	(k=2)
1900	1800-2000	Body	53.3 ± 5%	1.52 ± 5%	0.63	2.67	4.54 ± 11.3%	(k=2)


^B The total standard uncertainty is calculated as root-sum-square of standard uncertainty of the Conversion Factor at calibration frequency and the standard uncertainty for the indicated frequency band.

ET3DV6 SN:1607

April 28, 2004

Deviation from Isotropy in HSL

Error (θ, ϕ), $f = 900$ MHz



Spherical Isotropy Error < ± 0.4 dB

Schmid & Partner Engineering AG

s p e a g

Zeughausstrasse 43, 8004 Zurich, Switzerland
Phone +41 1 245 9700, Fax +41 1 245 9779
info@speag.com, http://www.speag.com

Additional Conversion Factors for Dosimetric E-Field Probe

Type:

ET3DV6

Serial Number:

1607

Place of Assessment:

Zurich

Date of Assessment:

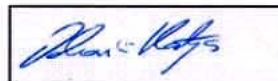
May 1, 2004

Probe Calibration Date:

April 28, 2004

Schmid & Partner Engineering AG hereby certifies that conversion factor(s) of this probe have been evaluated on the date indicated above. The assessment was performed using the FDTD numerical code SEMCAD of Schmid & Partner Engineering AG. Since the evaluation is coupled with measured conversion factors, it has to be recalculated yearly, i.e., following the re-calibration schedule of the probe. The uncertainty of the numerical assessment is based on the extrapolation from measured value at 900 MHz or at 1800 MHz.

Assessed by:



Schmid & Partner Engineering AG

s p e a g

Zeughausstrasse 43, 8004 Zurich, Switzerland
Phone +41 1 245 9700, Fax +41 1 245 9779
info@speag.com, http://www.speag.com

Dosimetric E-Field Probe ET3DV6 SN:1607

Conversion factor (\pm standard deviation)

450 MHz ConvF 7.3 \pm 8%

$\epsilon_r = 43.5 \pm 5\%$
 $\sigma = 0.87 \pm 5\%$ mho/m
(head tissue)

450 MHz ConvF 7.1 \pm 8%

$\epsilon_r = 56.7 \pm 5\%$
 $\sigma = 0.94 \pm 5\%$ mho/m
(body tissue)

Important Note:

For numerically assessed probe conversion factors, parameters Alpha and Delta in the DASY software must have the following entries: Alpha = 0 and Delta = 1.

Please see also Section 4.7 of the DASY4 Manual.