

## ATTACHMENT O – SAR TEST PLOTS (2 of 4)

## TX-110C

SAM I Phantom; Left Hand (CRP) Section; Position: (90°,180°); Frequency: 835 MHz

Probe: ET3DV6 - SN1607; ConvF(6.22,6.22,6.22); Crest factor: 1.0; Head 835 MHz:  $\sigma = 0.89 \text{ mho/m}$ ,  $\epsilon_r = 40.9$ ,  $\rho = 1.00 \text{ g/cm}^3$

Cube 5x5x7; SAR (1g): 0.415 mW/g, SAR (10g): 0.278 mW/g

Coarse: Dx = 15.0, Dy = 15.0, Dz = 10.0

Powerdrift: -0.29 dB

Comment:

FCC ID: PP4TX-110C / MODEL: TX-110C

Company: Hyundai Curitel Inc.

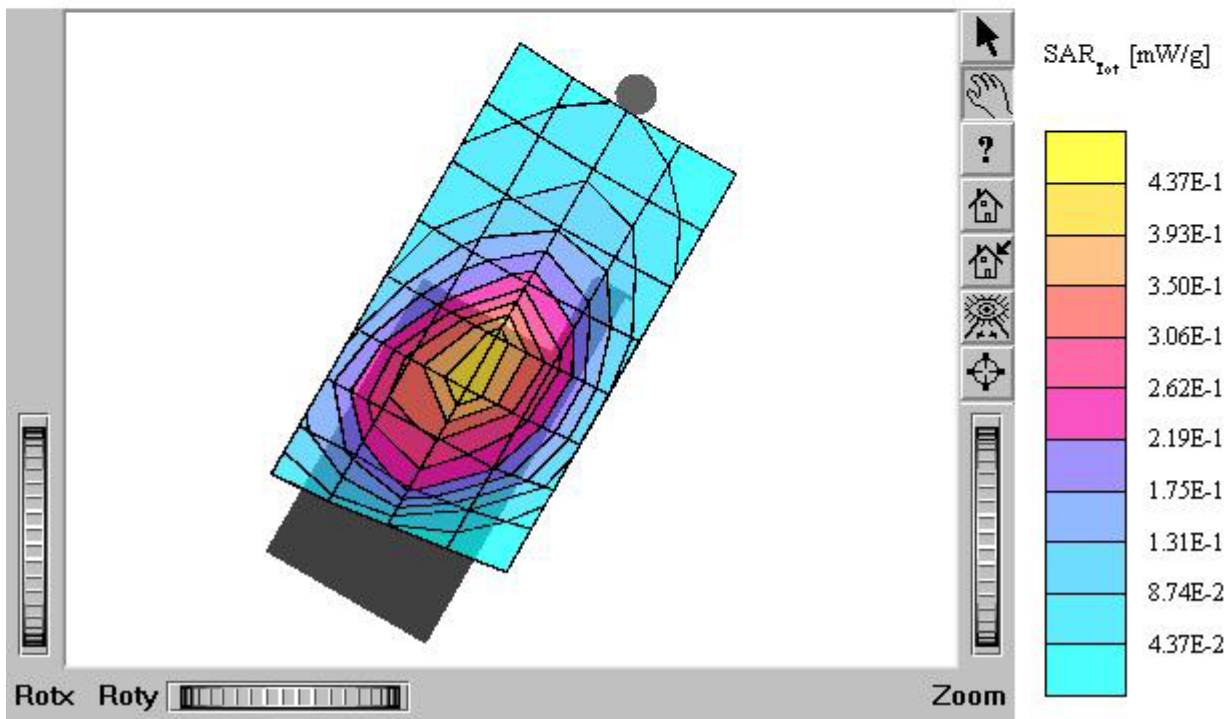
Test Position: Left Touch / Antenna: in

Mode: CDMA / Channel: 363 (833.89MHz)

Conducted Power : 25.5 dBm

Liquid Temperature : 22.0°C

Date Tested : January 16, 2005



## TX-110C

SAM I Phantom; Left Hand (CRP) Section; Position: (90°,180°); Frequency: 835 MHz

Probe: ET3DV6 - SN1607; ConvF(6.22,6.22,6.22); Crest factor: 1.0; Head 835 MHz:  $\sigma = 0.89$  mho/m  $\epsilon_r = 40.9$   $\rho = 1.00$  g/cm<sup>3</sup>

Cube 5x5x7; SAR (1g): 0.404 mW/g, SAR (10g): 0.271 mW/g

Coarse: Dx = 15.0, Dy = 15.0, Dz = 10.0

Powerdrift: -0.08 dB

Comment:

FCC ID: PP4TX-110C / MODEL: TX-110C (E-battery)

Company: Hyundai Curitel Inc.

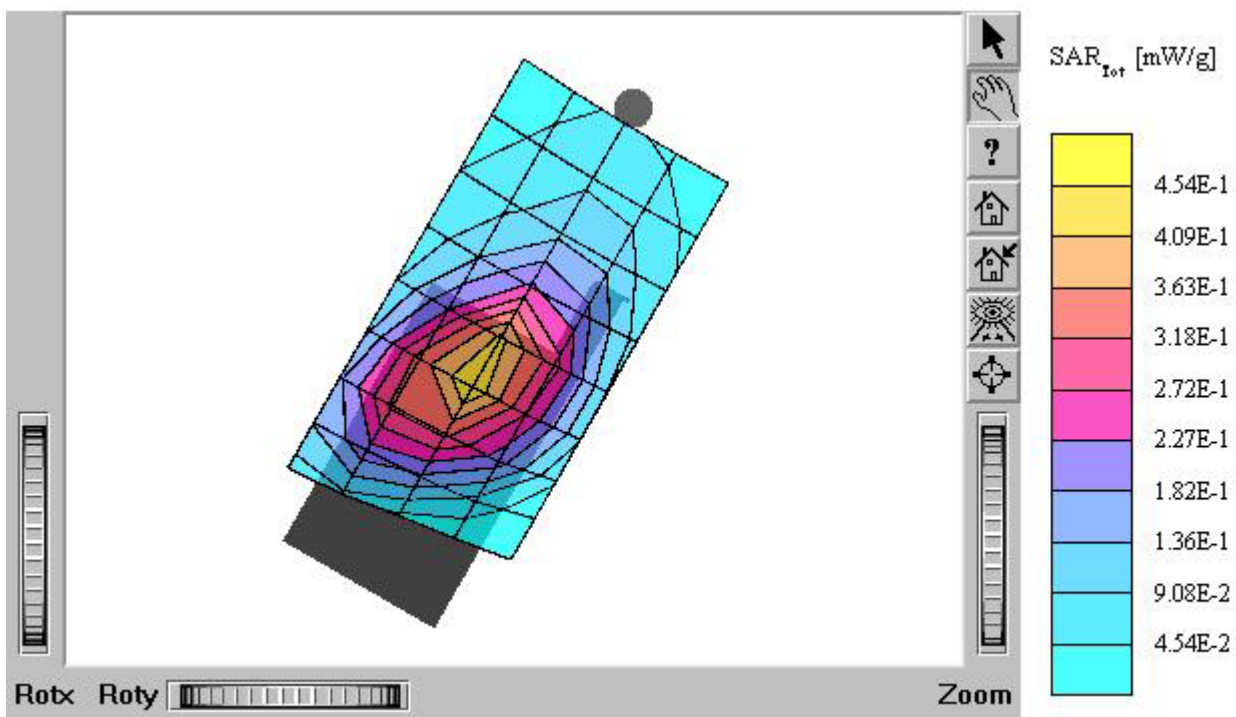
Test Position: Left Touch / Antenna: in

Mode: CDMA / Channel: 363 (833.89MHz)

Conducted Power : 25.5 dBm

Liquid Temperature : 22.0°C

Date Tested : January 16, 2005



## TX-110C

SAM I Phantom; Left Hand (CRP) Section; Position: (90°,180°); Frequency: 835 MHz

Probe: ET3DV6 - SN1607; ConvF(6.22,6.22,6.22); Crest factor: 1.0; Head 835 MHz:  $\sigma = 0.89$  mho/m  $\epsilon_r = 40.9$   $\rho = 1.00$  g/cm<sup>3</sup>

Cube 5x5x7; SAR (1g): 0.357 mW/g, SAR (10g): 0.238 mW/g

Coarse: Dx = 15.0, Dy = 15.0, Dz = 10.0

Powerdrift: -0.04 dB

Comment:

FCC ID: PP4TX-110C / MODEL: TX-110C

Company: Hyundai Curitel Inc.

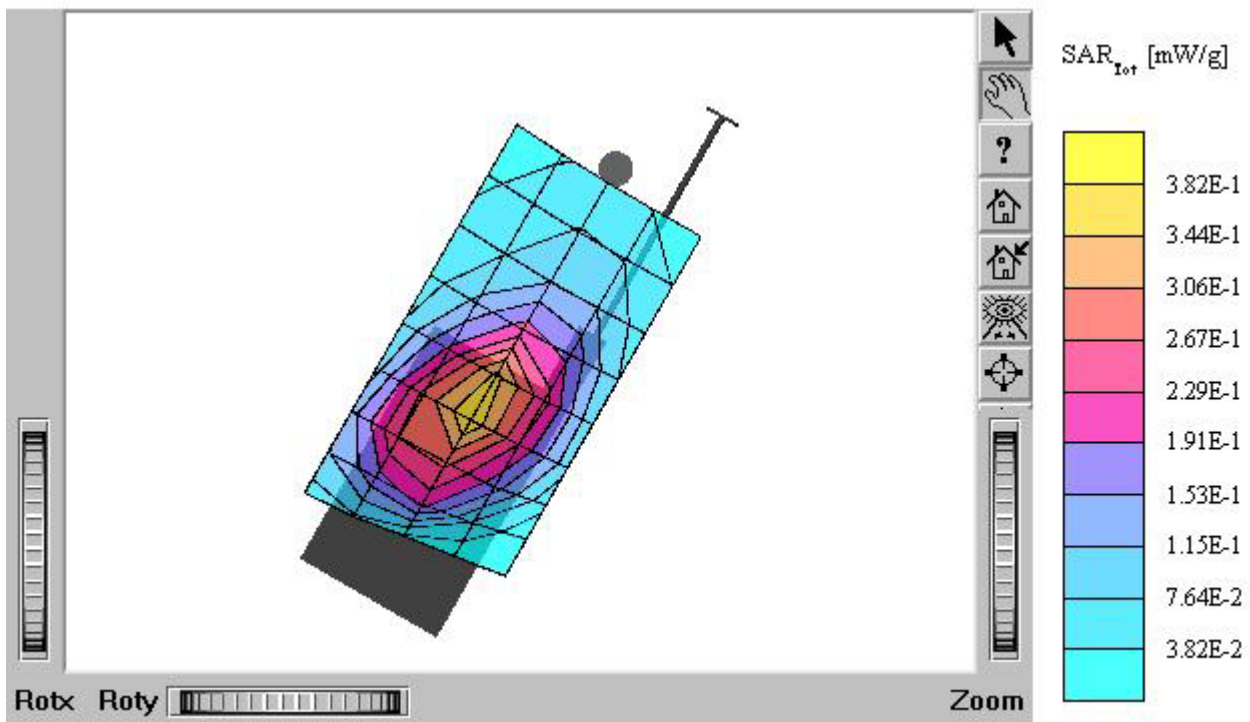
Test Position: Left Touch / Antenna: out

Mode: CDMA / Channel: 363 (833.89MHz)

Conducted Power : 25.5 dBm

Liquid Temperature : 22.0°C

Date Tested : January 16, 2005



## TX-110C

SAM I Phantom; Right Hand (CRP) Section; Position: (90°,180°); Frequency: 835 MHz

Probe: ET3DV6 - SN1607; ConvF(6.22,6.22,6.22); Crest factor: 1.0; Head 835 MHz:  $\sigma = 0.89 \text{ mho/m}$   $\epsilon_r = 40.9$   $\rho = 1.00 \text{ g/cm}^3$

Cube 5x5x7; SAR (1g): 0.401 mW/g; SAR (10g): 0.265 mW/g

Coarse: Dx = 15.0, Dy = 15.0, Dz = 10.0

Powerdrift: 0.04 dB

Comment:

FCC ID: PP4TX-110C / MODEL: TX-110C

Company: Hyundai Curitel Inc.

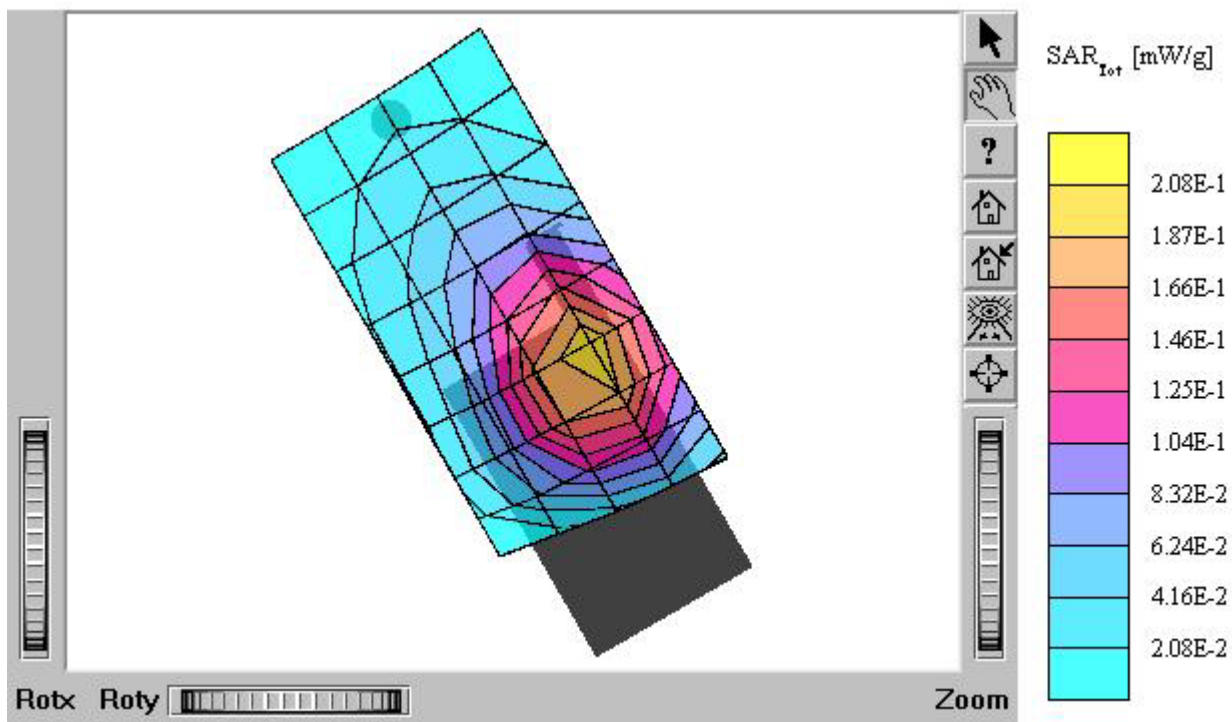
Test Position: Right Touch / Antenna: in

Mode: CDMA / Channel: 363 (833.89MHz)

Conducted Power : 25.5 dBm

Liquid Temperature : 22.0°C

Date Tested : January 16, 2005



## TX-110C

SAM I Phantom, Right Hand (CRP) Section; Position: (90°,180°); Frequency: 835 MHz

Probe: ET3DV6 - SN1607; ConvF(6.22,6.22,6.22); Crest factor: 1.0; Head 835 MHz:  $\sigma = 0.89 \text{ mho/m}$   $\epsilon_r = 40.9$   $\rho = 1.00 \text{ g/cm}^3$

Cube 5x5x7: SAR (1g): 0.337 mW/g, SAR (10g): 0.223 mW/g

Coarse: Dx = 15.0, Dy = 15.0, Dz = 10.0

Powerdrift: 0.05 dB

Comment:

FCC ID: PP4TX-110C / MODEL: TX-110C

Company: Hyundai Curitel Inc.

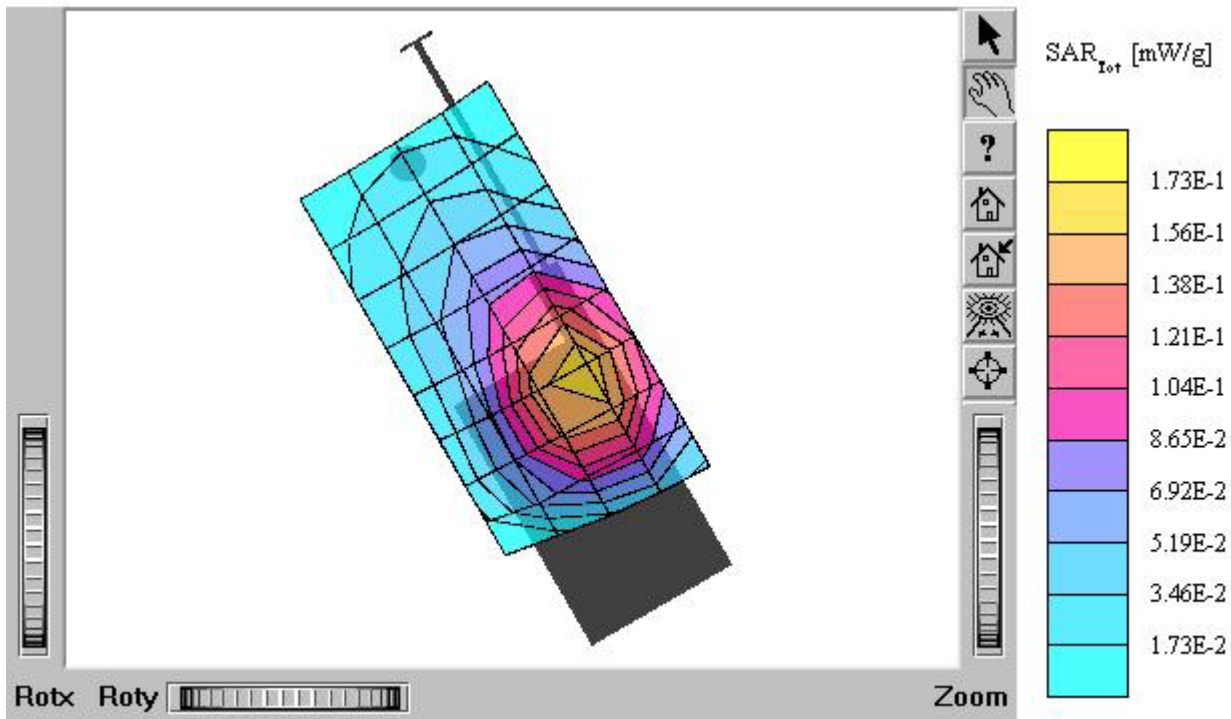
Test Position: Right Touch / Antenna: out

Mode: CDMA / Channel: 363 (833.89MHz)

Conducted Power : 25.5 dBm

Liquid Temperature : 22.0°C

Date Tested : January 16, 2005



## TX-110C

SAM I Phantom; Left Hand (CRP) Section; Position: (90°,180°); Frequency: 835 MHz

Probe: ET3DV6 - SN1607; ConvF(6.22,6.22,6.22); Crest factor: 1.0; Head 835 MHz:  $\sigma = 0.89$  mho/m  $\epsilon_r = 40.9$   $\rho = 1.00$  g/cm<sup>3</sup>

Cube 5x5x7; SAR (1g): 0.106 mW/g, SAR (10g): 0.0763 mW/g

Coarse: Dx = 15.0, Dy = 15.0, Dz = 10.0

Powerdrift: -0.03 dB

Comment:

FCC ID: PP4TX-110C / MODEL: TX-110C

Company: Hyundai Curitel Inc.

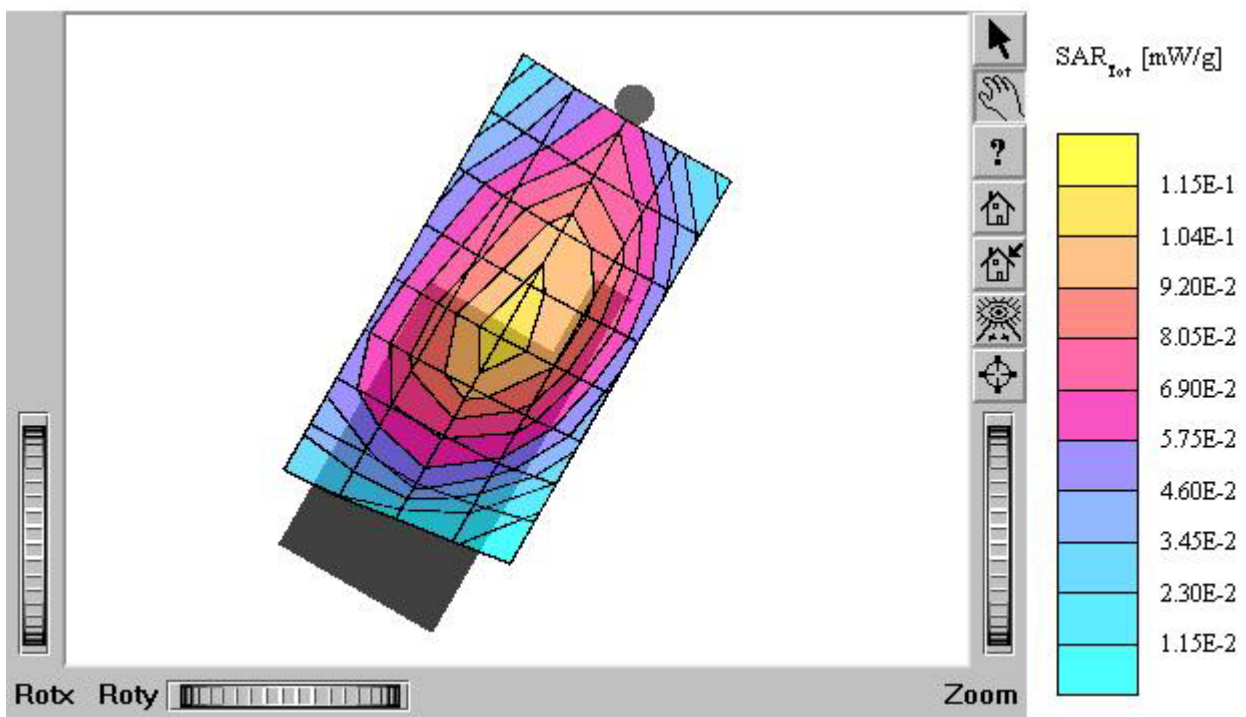
Test Position: Left Tilt 15° / Antenna: in

Mode: CDMA / Channel: 363 (833.89MHz)

Conducted Power : 25.5 dBm

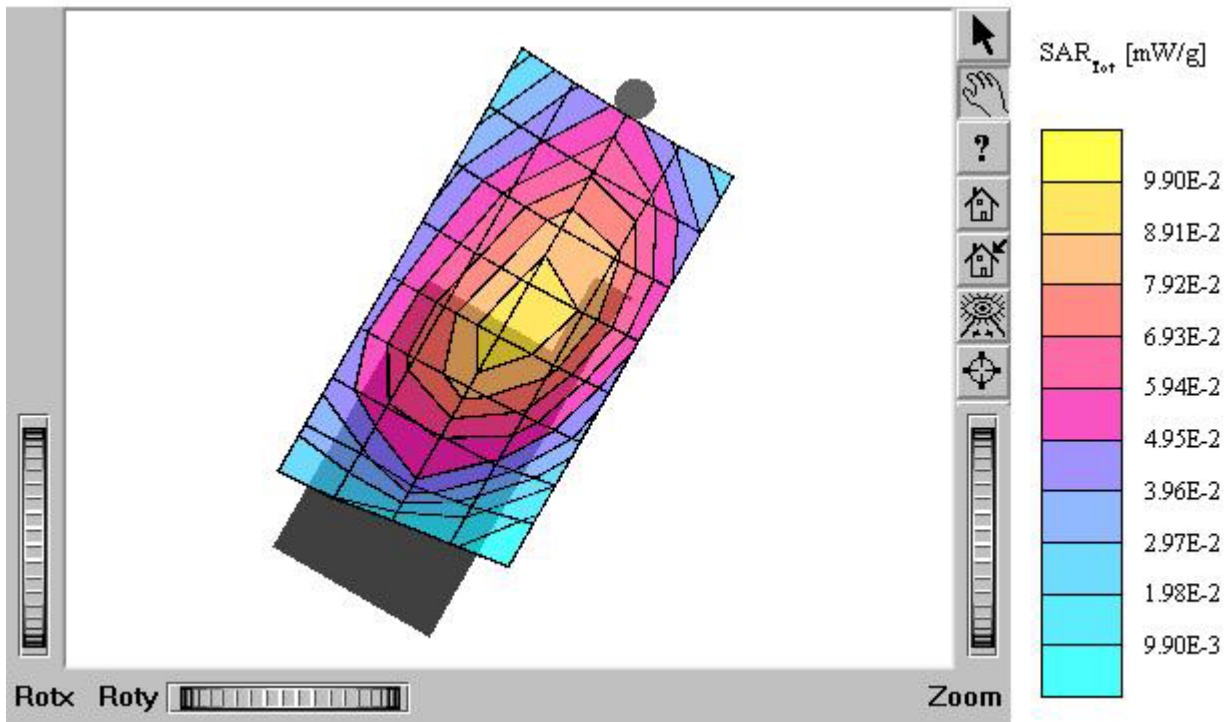
Liquid Temperature : 22.0°C

Date Tested : January 16, 2005



### TX-110C

SAM I Phantom, Left Hand (CRP) Section; Position: (90°,180°); Frequency: 835 MHz  
Probe: ET3DV6 - SN1607; ConvF(6.22,6.22,6.22); Crest factor: 1.0; Head 835 MHz:  $\sigma = 0.89 \text{ mho/m}$   $\epsilon_r = 40.9$   $\rho = 1.00 \text{ g/cm}^3$   
Cube 5x5x7: SAR (1g): 0.0926 mW/g, SAR (10g): 0.0667 mW/g  
Coarse: Dx = 15.0, Dy = 15.0, Dz = 10.0  
Powerdrift: 0.02 dB  
Comment:  
FCC ID: PP4TX-110C / MODEL: TX-110C  
Company: Hyundai Curitel Inc.  
Test Position: Left Tilt 15° / Antenna: out  
Mode: CDMA / Channel: 363 (833.89MHz)  
Conducted Power : 25.5 dBm  
Liquid Temperature : 22.0°C  
Date Tested : January 16, 2005





## TX-110C

SAM I Phantom, Right Hand (CRP) Section; Position: (90°,180°); Frequency: 835 MHz

Probe: ET3DV6 - SN1607; ConvF(6.22,6.22,6.22); Crest factor: 1.0; Head 835 MHz:  $\sigma = 0.89$  mho/m  $\epsilon_r = 40.9$   $\rho = 1.00$  g/cm<sup>3</sup>

Cube 5x5x7: SAR (1g): 0.101 mW/g, SAR (10g): 0.0736 mW/g

Coarse: Dx = 15.0, Dy = 15.0, Dz = 10.0

Powerdrift: -0.04 dB

Comment:

FCC ID: PP4TX-110C / MODEL: TX-110C

Company: Hyundai Curitel Inc.

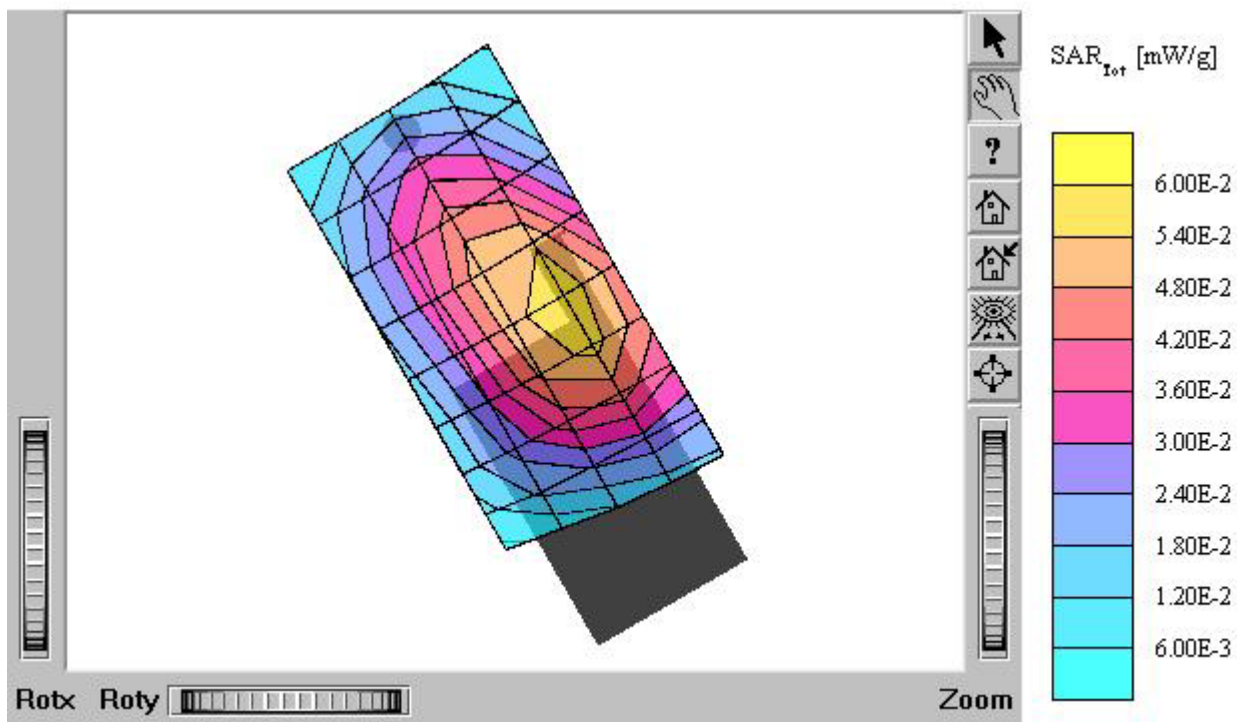
Test Position: Right Tilt 15° / Antenna: in

Mode: CDMA / Channel: 363 (833.89MHz)

Conducted Power : 25.5 dBm

Liquid Temperature : 22.0°C

Date Tested : January 16, 2005



## TX-110C

SAM I Phantom; Right Hand (CRP) Section; Position: (90°,180°); Frequency: 835 MHz

Probe: ET3DV6 - SN1607; ConvF(6.22,6.22,6.22); Crest factor: 1.0; Head 835 MHz:  $\sigma = 0.89$  mho/m  $\epsilon_r = 40.9$   $\rho = 1.00$  g/cm<sup>3</sup>

Cube 5x5x7; SAR (1g): 0.0895 mW/g, SAR (10g): 0.0652 mW/g

Coarse: Dx = 15.0, Dy = 15.0, Dz = 10.0

Powerdrift: 0.00 dB

Comment:

FCC ID: PP4TX-110C / MODEL: TX-110C

Company: Hyundai Curitel Inc.

Test Position: Right Tilt 15° / Antenna: out

Mode: CDMA / Channel: 363 (833.89MHz)

Conducted Power : 25.5 dBm

Liquid Temperature : 22.0°C

Date Tested : January 16, 2005

