


## P. SAR Test Setup Photographs

■ **Test Setup Photo(front) - PC#1 Manufacturer / Model(s): TOSHIBA / Satellite M70**



■ **Test Setup Photo(front) - PC#1 Manufacturer / Model(s): TOSHIBA / Satellite M70**



[Distance of 2.0 cm from the EUT]

■ **Test Setup Photo(bottom) - PC#1 Manufacturer / Model(s): TOSHIBA / Satellite M70**




■ **Test Setup Photo(bottom) - PC#1 Manufacturer / Model(s): TOSHIBA / Satellite M70**



[Distance of 1.1 cm from the EUT]

■ **Test Setup Photo (front) - PC#2 Manufacturer / Model(s): H.P / HP Pavilion ze2000**



■ **Test Setup Photo (front) - PC#2 Manufacturer / Model(s): H.P / HP Pavilion ze2000**



[Distance of 2.0 cm from the EUT]

■ **Test Setup Photo (bottom) - PC#2 Manufacturer / Model(s): H.P / HP Pavilion ze2000**





■ **Test Setup Photo (bottom) - PC#2 Manufacturer / Model(s): H.P / HP Pavilion ze2000**



[Distance of 2.2 cm from the EUT]

■ **Test Setup Photo (front) - PC#3 Manufacturer / Model(s): COMPAQ / Presario R3000**




■ **Test Setup Photo (front) - PC#3 Manufacturer / Model(s): COMPAQ / Presario R3000**




[Distance of 2.0 cm from the EUT]

■ **Test Setup Photo (bottom) - PC#3 Manufacturer / Model(s): COMPAQ / Presario R3000**





■ **Test Setup Photo (bottom) - PC#3 Manufacturer / Model(s): COMPAQ / Presario R3000**



[Distance of 2.5 cm from the EUT]

[835MHz/ 1900MHz Head Tissue Liquid Depth: 15cm]



[835MHz/ 1900MHz Body Tissue Liquid Depth : 15cm]

