


ATTACHMENT P – SAR TEST SETUP PHOTOGRAPHS

■ Test Setup Photo




■ Test Setup Photo (Lab) - PC#1 Manufacturer / Model(s): H.P / Pavilion zv5000



■ Test Setup Photo (Lab) - PC#2 Manufacturer / Model(s): COMPAQ / Presario R300




■ Test Setup Photo (Lab) - PC#3 Manufacturer / Model(s): TOSHIBA / 5205-S505




■ Test Setup Photo




■ Test Setup Photo (Vertical) - PC#1 Manufacturer / Model(s): H.P / Pavilion zv5000



■ Test Setup Photo (Vertical)- PC#2 Manufacturer / Model(s): COMPAQ / Presario R300





■ Test Setup Photo (Vertical)- PC#3 Manufacturer / Model(s): TOSHIBA / 5205-S505



■ Test Setup Photo

[835MHz/ 1900MHz Body Tissue Liquid Depth : 15cm]



■ Test Setup Photo (Validation)

