

ATTACHMENT O – SAR TEST PLOTS

Test Laboratory: HCT

Company : PANTECH&CURITEL COMMUNICATIONS, INC.
Mode : CDMA835(BODY) / Antenna : in / Channel : 363
Liquid Temperature : 21.6 °C
Date Tested : April 29, 2006

DUT: PN-E330 Body; Type: Folder; Serial: #1

Communication System: CDMA 835MHz FCC; Frequency: 835.89 MHz; Duty Cycle: 1:1
Medium parameters used (interpolated): $f = 835.89$ MHz; $\sigma = 0.991$ mho/m; $\epsilon_r = 54.9$; $\rho = 1000$ kg/m³
Phantom section: Flat Section ; Measurement SW: DASY4, V4.6 Build 19

DASY4 Configuration:

- Probe: ET3DV6 - SN1607; ConvF(6.27, 6.27, 6.27); Calibrated: 2005-08-30
- Sensor-Surface: 4mm (Mechanical Surface Detection)
- Electronics: DAE3 Sn446; Calibrated: 2006-03-17
- Phantom: SAM 835/900 MHz; Type: SAM

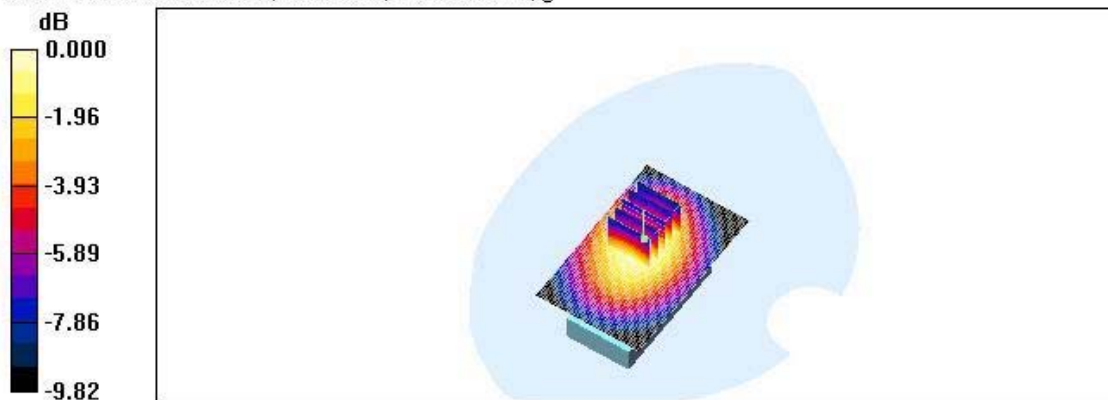
CDMA Body 363/Area Scan (51x81x1): Measurement grid: $\Delta x=15$ mm, $\Delta y=15$ mm

Info: Interpolated medium parameters used for SAR evaluation.
Maximum value of SAR (interpolated) = 0.463 mW/g

CDMA Body 363/Zoom Scan (5x5x7)/Cube 0: Measurement grid: $\Delta x=8$ mm, $\Delta y=8$ mm, $\Delta z=5$ mm

Reference Value = 18.7 V/m; Power Drift = 0.193 dB
Peak SAR (extrapolated) = 0.549 W/kg
SAR(1 g) = 0.418 mW/g; SAR(10 g) = 0.297 mW/g

Info: Interpolated medium parameters used for SAR evaluation.
Maximum value of SAR (measured) = 0.446 mW/g



0 dB = 0.446mW/g

Test Laboratory: HCT

Company : PANTECH&CURITEL COMMUNICATIONS, INC.
Mode : CDMA835(BODY) / Antenna : out / Channel : 363
Liquid Temperature : 21.6 °C
Date Tested : April 29, 2006

DUT: PN-E330 Body; Type: Folder; Serial: #1

Communication System: CDMA 835MHz FCC; Frequency: 835.89 MHz; Duty Cycle: 1:1
Medium parameters used (interpolated): $f = 835.89$ MHz; $\sigma = 0.991$ mho/m; $\epsilon_r = 54.9$; $\rho = 1000$ kg/m³
Phantom section: Flat Section ; Measurement SW: DASY4, V4.6 Build 19

DASY4 Configuration:

- Probe: ET3DV6 - SN1607; ConvF(6.27, 6.27, 6.27); Calibrated: 2005-08-30
- Sensor-Surface: 4mm (Mechanical Surface Detection)
- Electronics: DAE3 Sn446; Calibrated: 2006-03-17
- Phantom: SAM 835/900 MHz; Type: SAM

CDMA Body 363/Area Scan (51x101x1): Measurement grid: dx=15mm, dy=15mm

Info: Interpolated medium parameters used for SAR evaluation.
Maximum value of SAR (interpolated) = 0.517 mW/g

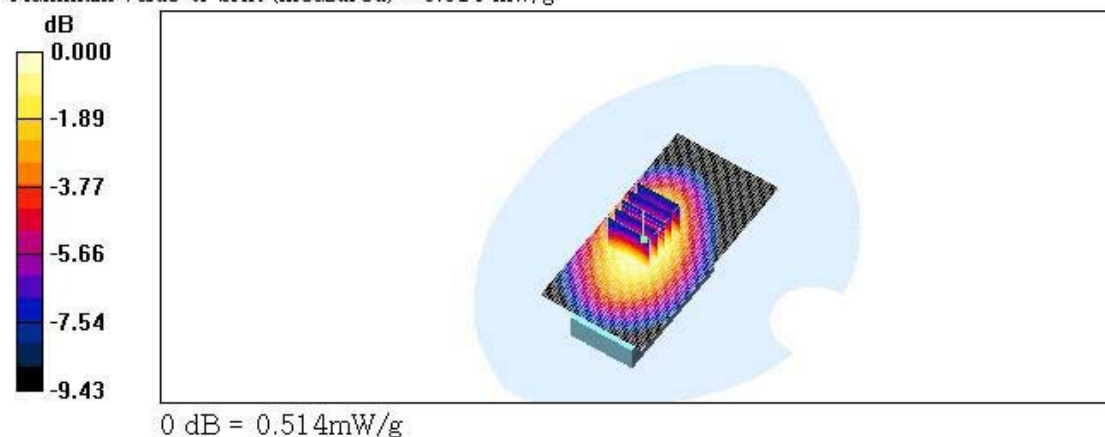
CDMA Body 363/Zoom Scan (5x5x7)/Cube 0: Measurement grid: dx=8mm, dy=8mm, dz=5mm

Reference Value = 19.1 V/m; Power Drift = -0.106 dB

Peak SAR (extrapolated) = 0.641 W/kg

SAR(1 g) = 0.482 mW/g; SAR(10 g) = 0.342 mW/g

Info: Interpolated medium parameters used for SAR evaluation.
Maximum value of SAR (measured) = 0.514 mW/g



Test Laboratory: HCT

Company : PANTECH&CURITEL COMMUNICATIONS, INC.
Mode : CDMA835(BODY) / Antenna : out / Channel : 363(E-battery)
Liquid Temperature : 21.6 °C
Date Tested : April 29, 2006

DUT: PN-E330 Body; Type: Folder; Serial: #1

Communication System: CDMA 835MHz FCC; Frequency: 835.89 MHz; Duty Cycle: 1:1
Medium parameters used (interpolated): $f = 835.89$ MHz; $\sigma = 0.991$ mho/m; $\epsilon_r = 54.9$; $\rho = 1000$ kg/m³
Phantom section: Flat Section ; Measurement SW: DASY4, V4.6 Build 19

DASY4 Configuration:

- Probe: ET3DV6 - SN1607; ConvF(6.27, 6.27, 6.27); Calibrated: 2005-08-30
- Sensor-Surface: 4mm (Mechanical Surface Detection)
- Electronics: DAE3 Sn446, Calibrated: 2006-03-17
- Phantom: SAM 835/900 MHz; Type: SAM

CDMA Body 363/Area Scan (51x101x1): Measurement grid: $dx=15$ mm, $dy=15$ mm

Info: Interpolated medium parameters used for SAR evaluation.
Maximum value of SAR (interpolated) = 0.376 mW/g

CDMA Body 363/Zoom Scan (5x5x7)/Cube 0: Measurement grid: $dx=8$ mm, $dy=8$ mm, $dz=5$ mm

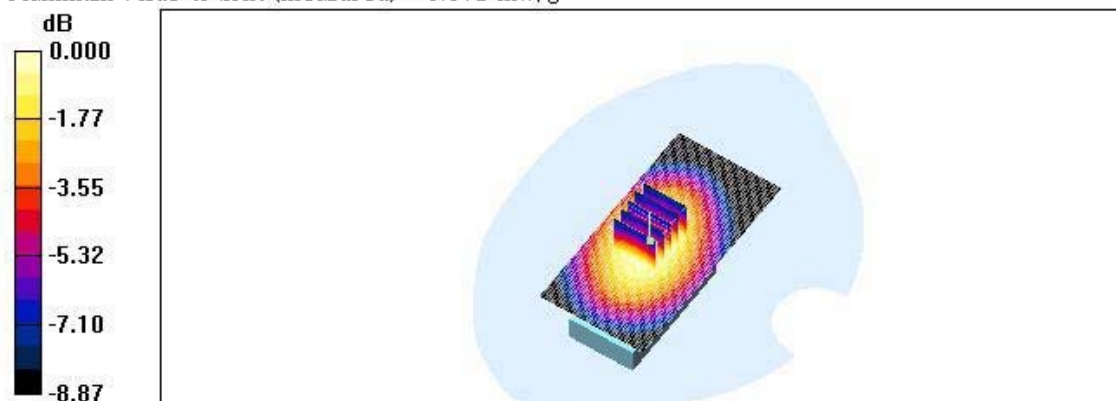
Reference Value = 18.1 V/m; Power Drift = -0.120 dB

Peak SAR (extrapolated) = 0.453 W/kg

SAR(1 g) = 0.350 mW/g; SAR(10 g) = 0.254 mW/g

Info: Interpolated medium parameters used for SAR evaluation.

Maximum value of SAR (measured) = 0.371 mW/g



0 dB = 0.371mW/g

Test Laboratory: HCT

Company : PANTECH&CURITEL COMMUNICATIONS, INC.
Mode : CDMA835(BODY) / Antenna : out / Channel : 363(EVDO)
Liquid Temperature : 21.6 °C
Date Tested : April 29, 2006

DUT: PN-E330 Body; Type: Folder; Serial: #1

Communication System: CDMA 835MHz FCC; Frequency: 835.89 MHz; Duty Cycle: 1:1
Medium parameters used (interpolated): $f = 835.89$ MHz; $\sigma = 0.991$ mho/m; $\epsilon_r = 54.9$; $\rho = 1000$ kg/m³
Phantom section: Flat Section ; Measurement SW: DASY4, V4.6 Build 19

DASY4 Configuration:

- Probe: ET3DV6 - SN1607; ConvF(6.27, 6.27, 6.27); Calibrated: 2005-08-30
- Sensor-Surface: 4mm (Mechanical Surface Detection)
- Electronics: DAE3 Sn446; Calibrated: 2006-03-17
- Phantom: SAM 835/900 MHz; Type: SAM

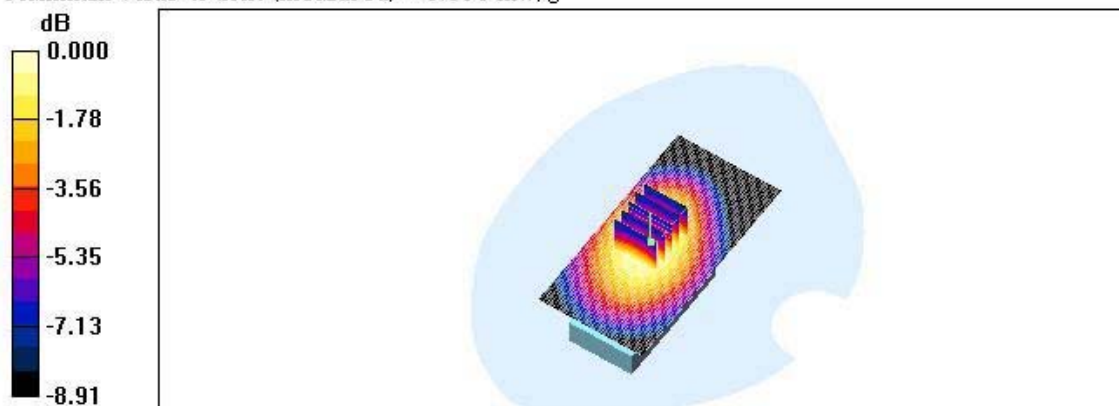
CDMA Body 363/Area Scan (51x101x1): Measurement grid: $\Delta x = 15$ mm, $\Delta y = 15$ mm

Info: Interpolated medium parameters used for SAR evaluation.
Maximum value of SAR (interpolated) = 0.359 mW/g

CDMA Body 363/Zoom Scan (5x5x7)/Cube 0: Measurement grid: $\Delta x = 8$ mm, $\Delta y = 8$ mm, $\Delta z = 5$ mm

Reference Value = 17.4 V/m; Power Drift = -0.001 dB
Peak SAR (extrapolated) = 0.441 W/kg
SAR(1 g) = 0.336 mW/g; SAR(10 g) = 0.242 mW/g

Info: Interpolated medium parameters used for SAR evaluation.
Maximum value of SAR (measured) = 0.354 mW/g



0 dB = 0.354mW/g

Test Laboratory: HCT

Company : PANTECH&CURITEL COMMUNICATIONS, INC.
Mode : CDMA835(BODY) / Antenna : out / Channel : 363(Bluetooth)
Liquid Temperature : 21.6 °C
Date Tested : April 29, 2006

DUT: PN-E330 Body; Type: Folder; Serial: #1

Communication System: CDMA 835MHz FCC, Frequency: 835.89 MHz; Duty Cycle: 1:1
Medium parameters used (interpolated): $f = 835.89 \text{ MHz}$; $\sigma = 0.991 \text{ mho/m}$; $\epsilon_r = 54.9$; $\rho = 1000 \text{ kg/m}^3$
Phantom section: Flat Section ; Measurement SW: DASY4, V4.6 Build 19

DASY4 Configuration:

- Probe: ET3DV6 - SN1607; ConvF(6.27, 6.27, 6.27); Calibrated: 2005-08-30
- Sensor-Surface: 4mm (Mechanical Surface Detection)
- Electronics: DAE3 Sn446; Calibrated: 2006-03-17
- Phantom: SAM 835/900 MHz; Type: SAM

CDMA Body 363/Area Scan (51x101x1): Measurement grid: $dx=15\text{mm}$, $dy=15\text{mm}$

Info: Interpolated medium parameters used for SAR evaluation.
Maximum value of SAR (interpolated) = 0.448 mW/g

CDMA Body 363/Zoom Scan (5x5x7)/Cube 0: Measurement grid: $dx=8\text{mm}$, $dy=8\text{mm}$, $dz=5\text{mm}$

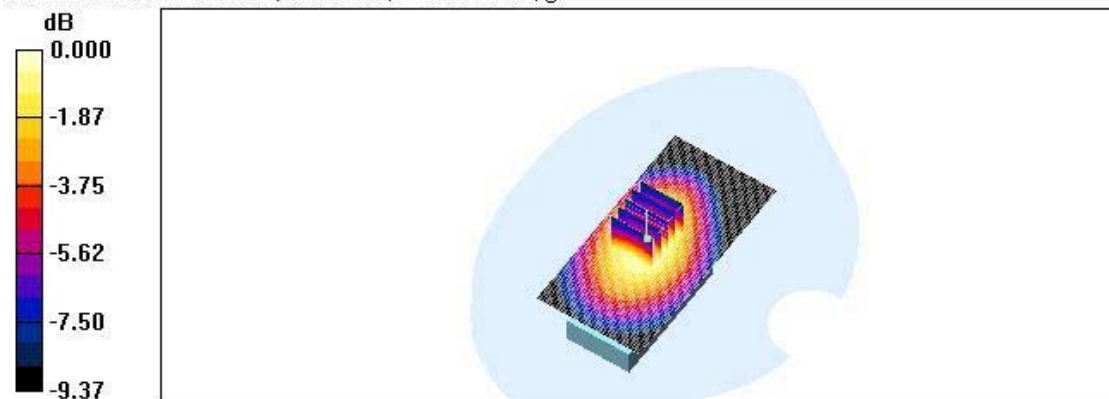
Reference Value = 19.1 V/m; Power Drift = 0.027 dB

Peak SAR (extrapolated) = 0.565 W/kg

SAR(1 g) = 0.420 mW/g; SAR(10 g) = 0.298 mW/g

Info: Interpolated medium parameters used for SAR evaluation.

Maximum value of SAR (measured) = 0.446 mW/g



0 dB = 0.446mW/g

Test Laboratory: HCT

Company : PANTECH&CURITEL COMMUNICATIONS, INC.
Mode : PCS1900(BODY) / Antenna : in / Channel : 600
Liquid Temperature : 21.7 °C
Date Tested : April 30, 2006

DUT: PN-E330 Body; Type: Folder; Serial: #1

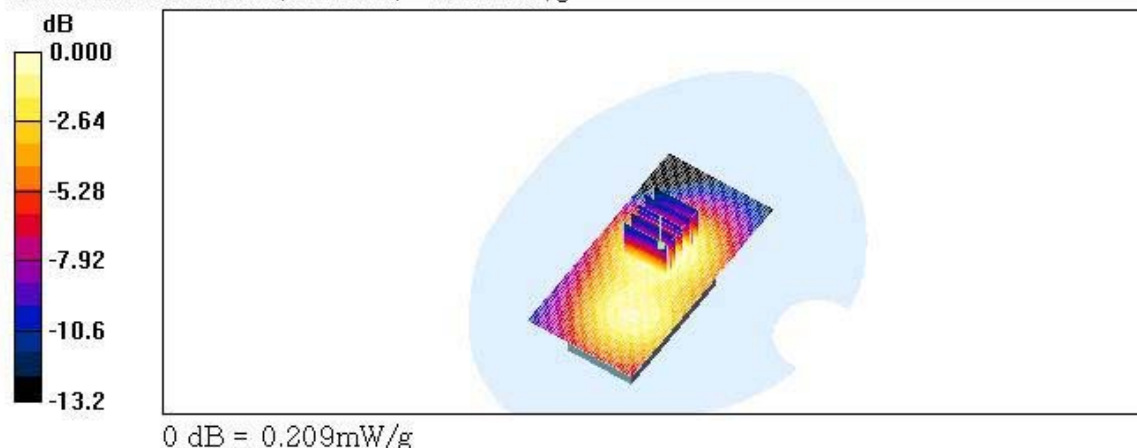
Communication System: PCS 1900; Frequency: 1880 MHz; Duty Cycle: 1:1
Medium parameters used: $f = 1880$ MHz; $\sigma = 1.48$ mho/m; $\epsilon_r = 53.5$; $\rho = 1000$ kg/m³
Phantom section: Flat Section ; Measurement SW: DASY4, V4.6 Build 19

DASY4 Configuration:

- Probe: ET3DV6 - SN1607; ConvF(4.44, 4.44, 4.44); Calibrated: 2005-08-30
- Sensor-Surface: 4mm (Mechanical Surface Detection)
- Electronics: DAE3 Sn446; Calibrated: 2006-03-17
- Phantom: SAM 1800/1900 MHz; Type: SAM

PCS Body 600/Area Scan (51x101x1): Measurement grid: $dx=15$ mm, $dy=15$ mm
Maximum value of SAR (interpolated) = 0.231 mW/g

PCS Body 600/Zoom Scan (5x5x7)/Cube 0: Measurement grid: $dx=8$ mm, $dy=8$ mm, $dz=5$ mm
Reference Value = 12.5 V/m; Power Drift = -0.016 dB
Peak SAR (extrapolated) = 0.294 W/kg
SAR(1 g) = 0.197 mW/g; SAR(10 g) = 0.126 mW/g
Maximum value of SAR (measured) = 0.209 mW/g



Test Laboratory: HCT

Company : PANTECH&CURITEL COMMUNICATIONS, INC.
Mode : PCS1900(BODY) / Antenna : out / Channel : 600
Liquid Temperature : 21.7 °C
Date Tested : April 30, 2006

DUT: PN-E330 Body; Type: Folder; Serial: #1

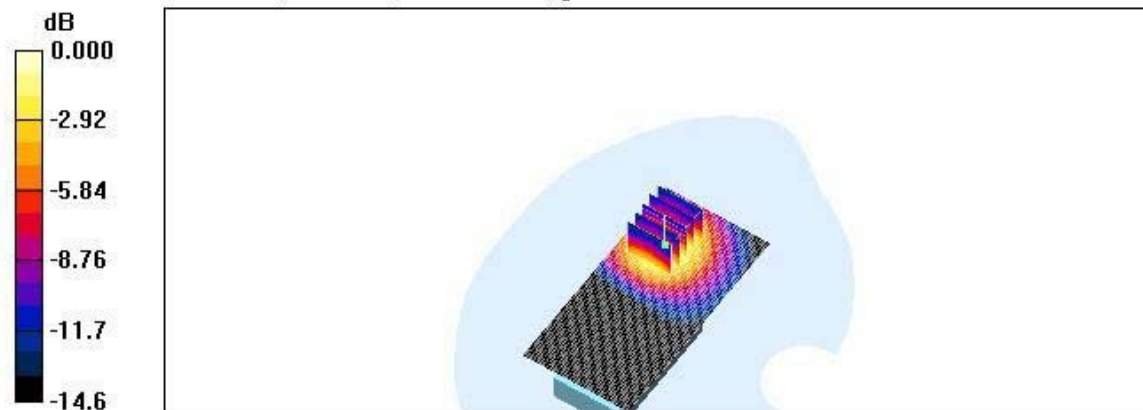
Communication System: PCS 1900; Frequency: 1880 MHz; Duty Cycle: 1:1
Medium parameters used: $f = 1880$ MHz; $\sigma = 1.48$ mho/m; $\epsilon_r = 53.5$; $\rho = 1000$ kg/m³
Phantom section: Flat Section ; Measurement SW: DASY4, V4.6 Build 19

DASY4 Configuration:

- Probe: ET3DV6 - SN1607; ConvF(4.44, 4.44, 4.44); Calibrated: 2005-08-30
- Sensor-Surface: 4mm (Mechanical Surface Detection)
- Electronics: DAE3 Sn446; Calibrated: 2006-03-17
- Phantom: SAM 1800/1900 MHz; Type: SAM

PCS Body 600/Area Scan (51x101x1): Measurement grid: $dx=15$ mm, $dy=15$ mm
Maximum value of SAR (interpolated) = 0.581 mW/g

PCS Body 600/Zoom Scan (5x5x7)/Cube 0: Measurement grid: $dx=8$ mm, $dy=8$ mm, $dz=5$ mm
Reference Value = 6.67 V/m; Power Drift = -0.012 dB
Peak SAR (extrapolated) = 0.812 W/kg
SAR(1 g) = 0.537 mW/g; SAR(10 g) = 0.325 mW/g
Maximum value of SAR (measured) = 0.592 mW/g



0 dB = 0.592mW/g

Test Laboratory: HCT

Company : PANTECH&CURITEL COMMUNICATIONS, INC..
Mode : PCS1900(BODY) / Antenna : out / Channel : 600(E-battery)
Liquid Temperature : 21.7 °C
Date Tested : April 30, 2006

DUT: PN-E330 Body; Type: Folder; Serial: #1

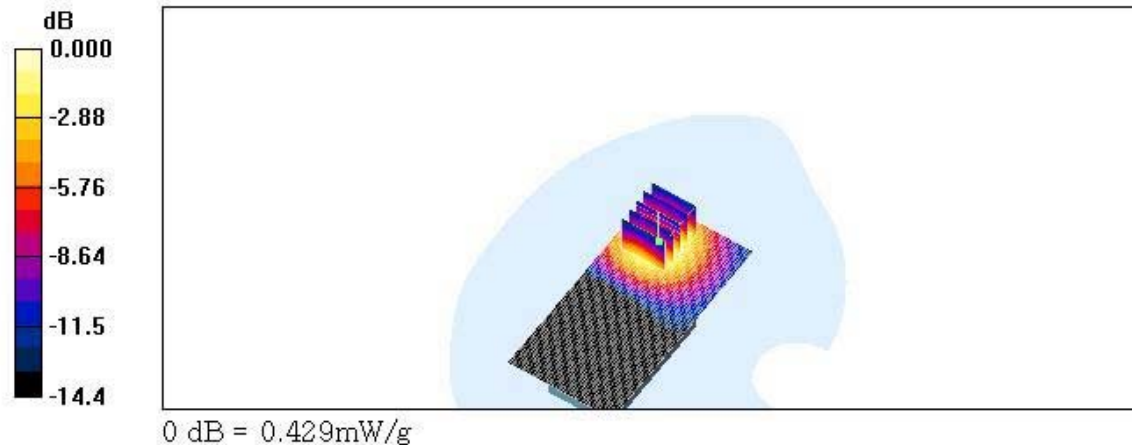
Communication System: PCS 1900; Frequency: 1880 MHz; Duty Cycle: 1:1
Medium parameters used: $f = 1880 \text{ MHz}$; $\sigma = 1.48 \text{ mho/m}$; $\epsilon_r = 53.5$; $\rho = 1000 \text{ kg/m}^3$
Phantom section: Flat Section ; Measurement SW: DASY4, V4.6 Build 19

DASY4 Configuration:

- Probe: ET3DV6 - SN1607; ConvF(4.44, 4.44, 4.44); Calibrated: 2005-08-30
- Sensor-Surface: 4mm (Mechanical Surface Detection)
- Electronics: DAE3 Sn446; Calibrated: 2006-03-17
- Phantom: SAM 1800/1900 MHz; Type: SAM

PCS Body 600/Area Scan (51x101x1): Measurement grid: $dx=15\text{mm}$, $dy=15\text{mm}$
Maximum value of SAR (interpolated) = 0.428 mW/g

PCS Body 600/Zoom Scan (5x5x7)/Cube 0: Measurement grid: $dx=8\text{mm}$, $dy=8\text{mm}$, $dz=5\text{mm}$
Reference Value = 6.34 V/m; Power Drift = -0.005 dB
Peak SAR (extrapolated) = 0.582 W/kg
SAR(1 g) = 0.393 mW/g; SAR(10 g) = 0.243 mW/g
Maximum value of SAR (measured) = 0.429 mW/g



Test Laboratory: HCT

Company : PANTECH&CURITEL COMMUNICATIONS, INC.
Mode : PCS1900(BODY) / Antenna : out / Channel : 600(EVDO)
Liquid Temperature : 21.7 °C
Date Tested : April 30, 2006

DUT: PN-E330 Body; Type: Folder; Serial: #1

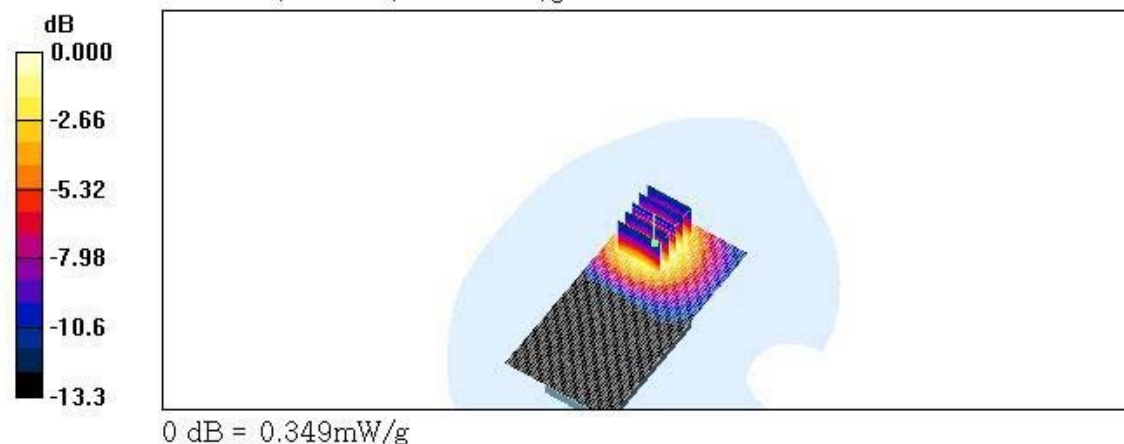
Communication System: PCS 1900; Frequency: 1880 MHz; Duty Cycle: 1:1
Medium parameters used: $f = 1880$ MHz; $\sigma = 1.48$ mho/m; $\epsilon_r = 53.5$; $\rho = 1000$ kg/m³
Phantom section: Flat Section ; Measurement SW: DASY4, V4.6 Build 19

DASY4 Configuration:

- Probe: ET3DV6 - SN1607; ConvF(4.44, 4.44, 4.44); Calibrated: 2005-08-30
- Sensor-Surface: 4mm (Mechanical Surface Detection)
- Electronics: DAE3 Sn446; Calibrated: 2006-03-17
- Phantom: SAM 1800/1900 MHz; Type: SAM

PCS Body 600/Area Scan (51x101x1): Measurement grid: $dx=15$ mm, $dy=15$ mm
Maximum value of SAR (interpolated) = 0.343 mW/g

PCS Body 600/Zoom Scan (5x5x7)/Cube 0: Measurement grid: $dx=8$ mm, $dy=8$ mm, $dz=5$ mm
Reference Value = 6.06 V/m; Power Drift = 0.172 dB
Peak SAR (extrapolated) = 0.479 W/kg
SAR(1 g) = 0.321 mW/g; SAR(10 g) = 0.200 mW/g
Maximum value of SAR (measured) = 0.349 mW/g



Test Laboratory: HCT

Company : PANTECH&CURITEL COMMUNICATIONS, INC.
Mode : PCS1900(BODY) / Antenna : out / Channel : 600(Bluetooth)
Liquid Temperature : 21.7 °C
Date Tested : April 30, 2006

DUT: PN-E330 Body; Type: Folder; Serial: #1

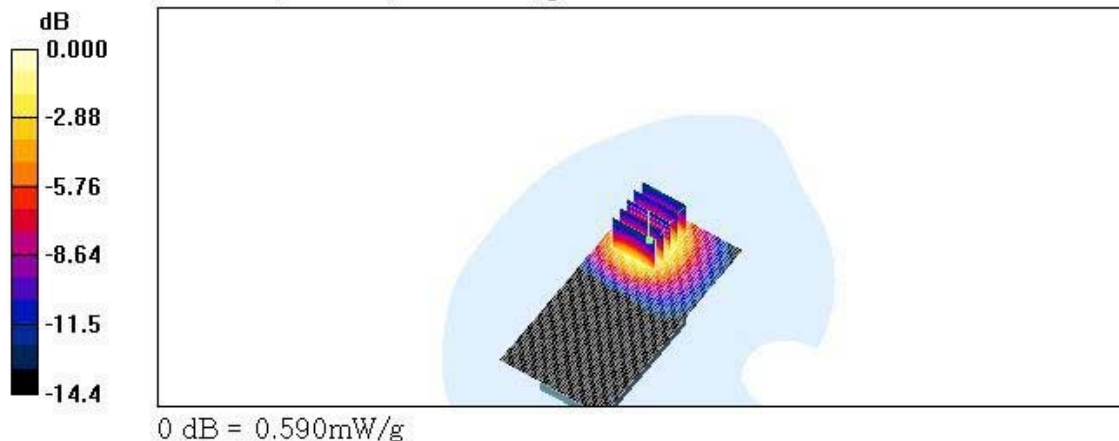
Communication System: PCS 1900; Frequency: 1880 MHz; Duty Cycle: 1:1
Medium parameters used: $f = 1880$ MHz; $\sigma = 1.48$ mho/m; $\epsilon_r = 53.5$; $\rho = 1000$ kg/m³
Phantom section: Flat Section ; Measurement SW: DASY4, V4.6 Build 19

DASY4 Configuration:

- Probe: ET3DV6 - SN1607; ConvF(4.44, 4.44, 4.44); Calibrated: 2005-08-30
- Sensor-Surface: 4mm (Mechanical Surface Detection)
- Electronics: DAE3 Sn446; Calibrated: 2006-03-17
- Phantom: SAM 1800/1900 MHz; Type: SAM

PCS Body 600/Area Scan (51x101x1): Measurement grid: $dx=15$ mm, $dy=15$ mm
Maximum value of SAR (interpolated) = 0.582 mW/g

PCS Body 600/Zoom Scan (5x5x7)/Cube 0: Measurement grid: $dx=8$ mm, $dy=8$ mm, $dz=5$ mm
Reference Value = 6.67 V/m; Power Drift = -0.009 dB
Peak SAR (extrapolated) = 0.826 W/kg
SAR(1 g) = 0.537 mW/g; SAR(10 g) = 0.325 mW/g
Maximum value of SAR (measured) = 0.590 mW/g



Test Laboratory: HCT

Company : PANTECH&CURITEL COMMUNICATIONS, INC.
Mode : CDMA835 / Antenna : in / Channel : 777
Liquid Temperature : 21.6 °C
Date Tested : April 29, 2006

DUT: PN-E330; Type: Folder; Serial: #1

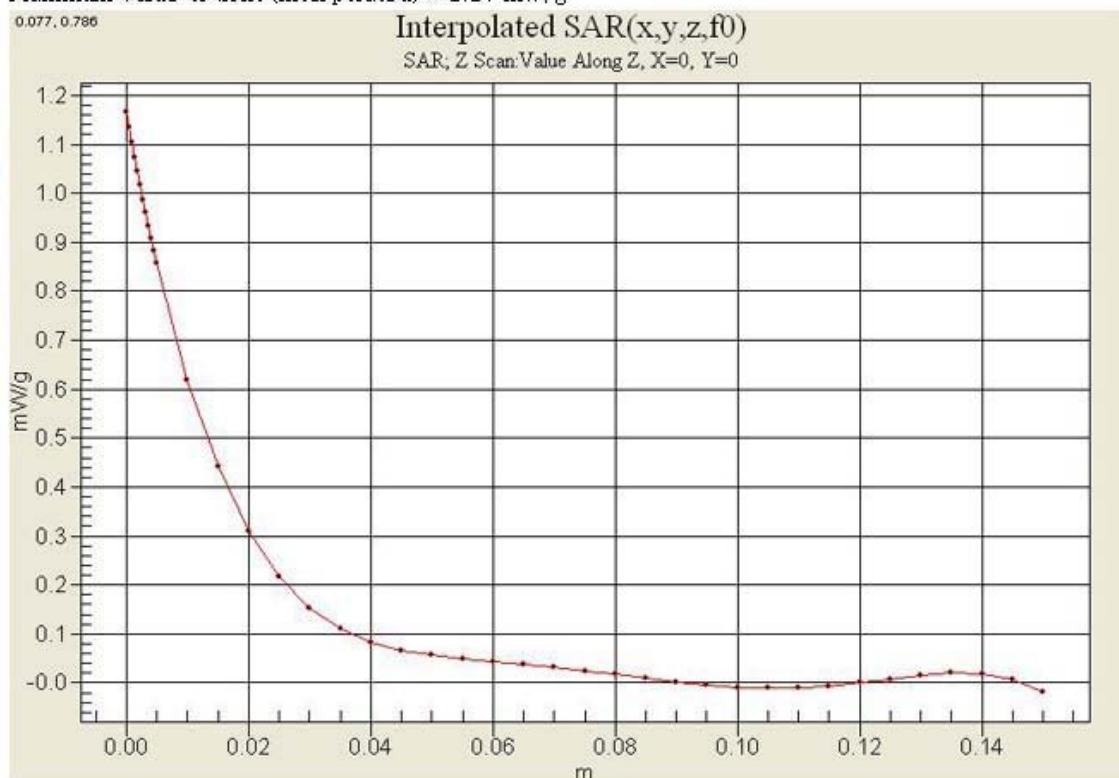
Communication System: CDMA 835MHz FCC, Frequency: 848.31 MHz; Duty Cycle: 1:1
Medium parameters used (interpolated): $f = 848.31$ MHz; $\sigma = 0.902$ mho/m; $\epsilon_r = 41.7$; $\rho = 1000$ kg/m³
Phantom section: Right Section ; Measurement SW: DASY4, V4.6 Build 19

DASY4 Configuration:

- Probe: ET3DV6 - SN1607; ConvF(6.18, 6.18, 6.18); Calibrated: 2005-08-30
- Sensor-Surface: 0mm (Fix Surface)
- Electronics: DAE3 Sn446; Calibrated: 2006-03-17
- Phantom: SAM 835/900 MHz; Type: SAM

Right touch 777/Z Scan (1x1x41): Measurement grid: dx=20mm, dy=20mm, dz=5mm

Info: Interpolated medium parameters used for SAR evaluation.
Maximum value of SAR (interpolated) = 1.17 mW/g



Test Laboratory: HCT

Company : PANTECH&CURITEL COMMUNICATIONS, INC.
Mode : PCS1900 / Antenna : in / Channel : 1175
Liquid Temperature : 21.7 °C
Date Tested : April 30, 2006

DUT: PN-E330; Type: Folder; Serial: #1

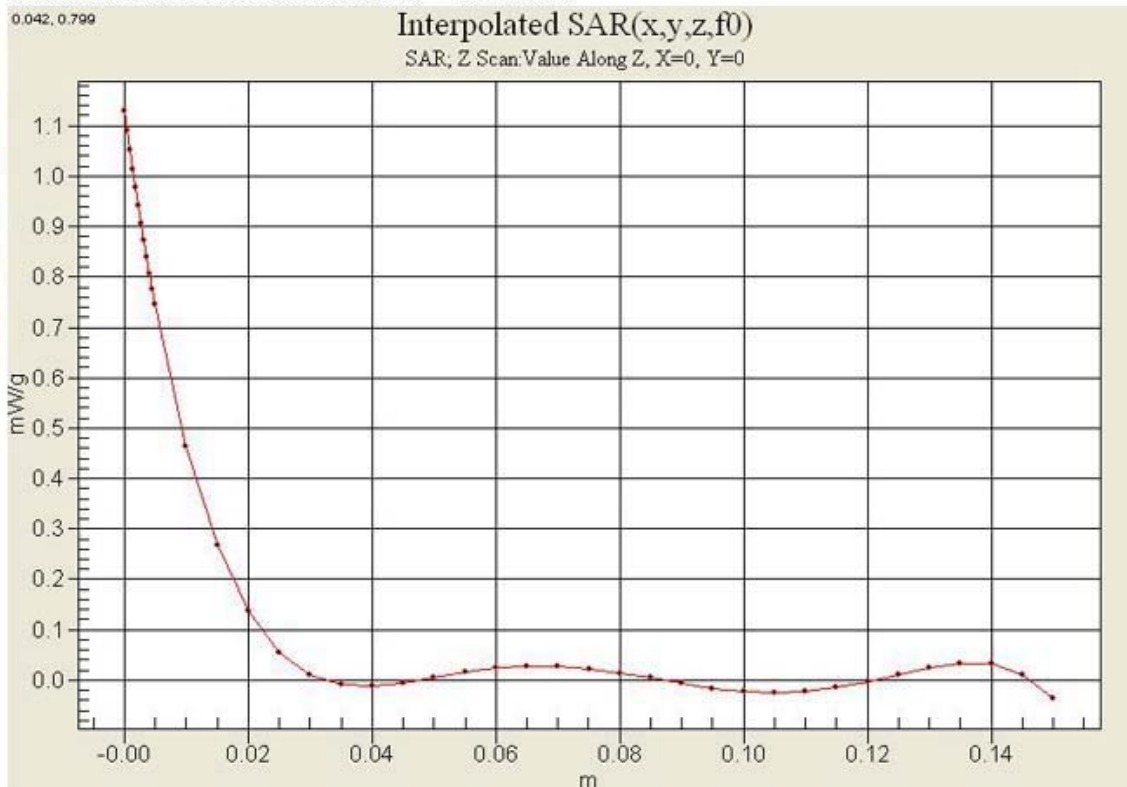
Communication System: PCS 1900; Frequency: 1908.75 MHz; Duty Cycle: 1:1
Medium parameters used (interpolated): $f = 1908.75$ MHz; $\sigma = 1.45$ mho/m; $\epsilon_r = 40$; $\rho = 1000$ kg/m³
Phantom section: Right Section ; Measurement SW: DASY4, V4.6 Build 19

DASY4 Configuration:

- Probe: ET3DV6 - SN1607; ConvF(5.14, 5.14, 5.14); Calibrated: 2005-08-30
- Sensor-Surface: 0mm (Fix Surface)
- Electronics: DAE3 Sn446; Calibrated: 2006-03-17
- Phantom: SAM 1800/1900 MHz; Type: SAM

Right touch 1175/Z Scan (1x1x41): Measurement grid: $dx=20$ mm, $dy=20$ mm, $dz=5$ mm

Info: Interpolated medium parameters used for SAR evaluation.
Maximum value of SAR (interpolated) = 1.13 mW/g



Test Laboratory: HCT

Company : PANTECH&CURITEL COMMUNICATIONS, INC.
Mode : CDMA835(BODY) / Antenna : out / Channel : 363
Liquid Temperature : 21.6 °C
Date Tested : April 29, 2006

DUT: PN-E330 Body; Type: Folder; Serial: #1

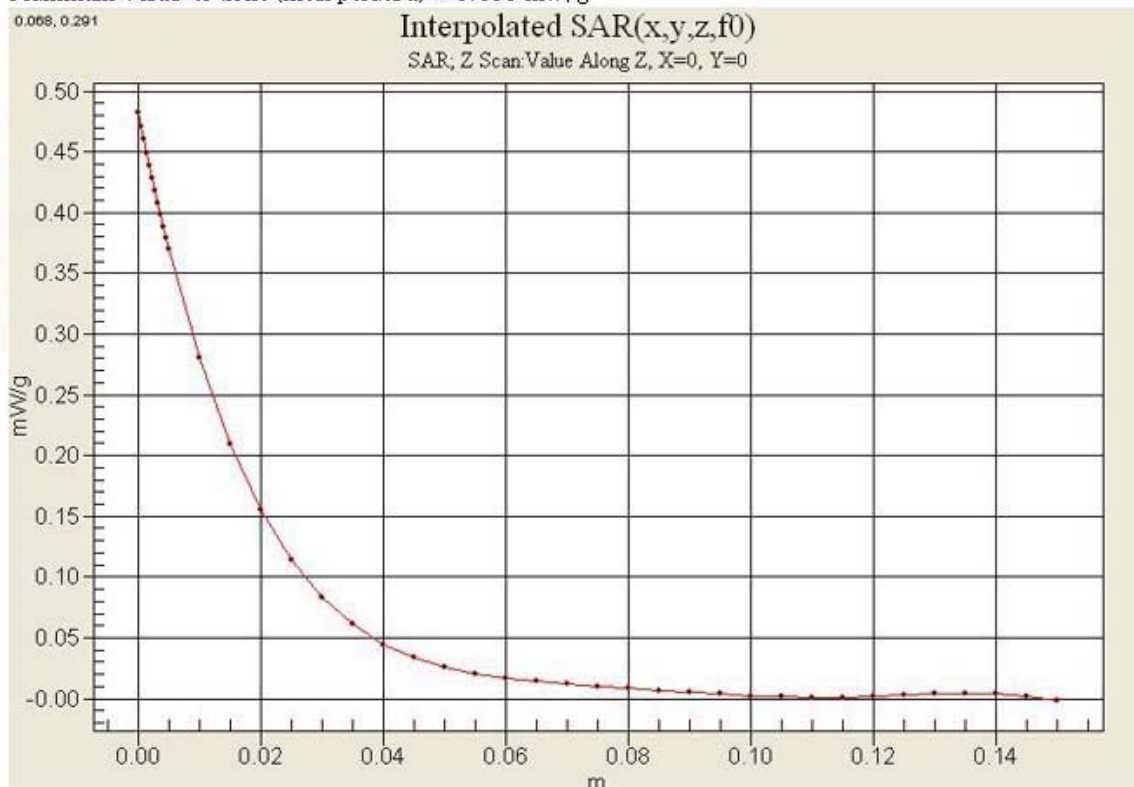
Communication System: CDMA 835MHz FCC; Frequency: 835.89 MHz; Duty Cycle: 1:1
Medium parameters used (interpolated): $f = 835.89$ MHz; $\sigma = 0.991$ mho/m; $\epsilon_r = 54.9$; $\rho = 1000$ kg/m³
Phantom section: Flat Section ; Measurement SW: DASY4, V4.6 Build 19

DASY4 Configuration:

- Probe: ET3DV6 - SN1607; ConvF(6.27, 6.27, 6.27); Calibrated: 2005-08-30
- Sensor-Surface: 0mm (Fix Surface)
- Electronics: DAE3 Sn446; Calibrated: 2006-03-17
- Phantom: SAM 835/900 MHz; Type: SAM

CDMA Body 363/Z Scan (1x1x41): Measurement grid: dx=20mm, dy=20mm, dz=5mm

Info: Interpolated medium parameters used for SAR evaluation.
Maximum value of SAR (interpolated) = 0.483 mW/g



Test Laboratory: HCT

Company : PANTECH&CURITEL COMMUNICATIONS, INC.
Mode : PCS1900(BODY) / Antenna : out / Channel : 600
Liquid Temperature : 21.7 °C
Date Tested : April 30, 2006

DUT: PN-E330 Body; Type: Folder; Serial: #1

Communication System: PCS 1900; Frequency: 1880 MHz; Duty Cycle: 1:1
Medium parameters used: $f = 1880$ MHz; $\sigma = 1.48$ mho/m; $\epsilon_r = 53.5$; $\rho = 1000$ kg/m³
Phantom section: Flat Section ; Measurement SW: DASY4, V4.6 Build 19

DASY4 Configuration:

- Probe: ET3DV6 - SN1607; ConvF(4.44, 4.44, 4.44); Calibrated: 2005-08-30
- Sensor-Surface: 0mm (Fix Surface)
- Electronics: DAE3 Sn446; Calibrated: 2006-03-17
- Phantom: SAM 1800/1900 MHz; Type: SAM

PCS Body 600/Z Scan (1x1x41): Measurement grid: dx=20mm, dy=20mm, dz=5mm
Maximum value of SAR (interpolated) = 0.507 mW/g

0.038, 0.282

Interpolated SAR(x,y,z,f0)
SAR, Z Scan: Value Along Z, X=0, Y=0

